

SKF Power transmission belts



Where:
 Z = number of teeth in mesh
 D_1 = large pulley diameter (mm)
 d_1 = small pulley diameter (mm)
 C = pitch circle diameter (mm)

Example:
Required belt basic power rating is:

$$P_b = \frac{50 \text{ kW}}{(1,0 \times 1,0)} = 50 \text{ kW}$$

Selected belt width $W_b = 54,9 \text{ kW} > 50 \text{ kW}$

12 Installation

Contents

Foreword	3	Special drives with idlers	72	Timing pulleys	149
SKF – the knowledge engineering company	4	Banded belts	74	Installation and maintenance	153
1 V-belts		V-belt pulleys	75	Troubleshooting guide	154
Product features		Installation and maintenance	78	SKF Timing Belt tables	155
SKF Wrapped Wedge and SKF Wrapped Narrow Wedge Belts	8	Troubleshooting guide	80	3 Additional information	
SKF Xtra Power Narrow Wedge Belts	9	SKF V-belt tables	82	Storage of power transmission belts	168
SKF Wrapped Classical Belts	10	2 Timing belts		Design optimization	169
SKF Cogged Raw Edge Narrow Wedge Belts	11	Product features			
SKF Cogged Raw Edge Classical Belts	12	SKF HiTD Belts	104		
Industrial ‘V’ and wedge belts	13	SKF Classical Timing Belts	105		
Selection guide for SKF V-belts	14	Selection guide for timing belts	106		
Service factors	16	Service factors	108		
Belt cross section	17	Belt cross section	109		
Centre distance tables	20	Centre distance tables	110		
Recommended standard pulley diameters for faster shaft – metric ISO pulleys	36	Recommended standard pulley number of teeth for faster shaft – All timing belts	128		
Speed ratios with standard pulley diameters – metric ISO pulleys	36	Speed ratios for timing belt standard pulleys	128		
Recommended standard pulley diameters for faster shaft – narrow wedge pulleys RMA	38	Correction factors	130		
Speed ratios with standard pulley diameters – wedge narrow pulleys RMA	38	Power rating tables	131		
Correction factors	40	Minimum installation and take-up allowances	145		
Power rating tables	41	Tensioning methods	146		
Minimum installation and take-up allowances	63	Calculating belt tension	147		
Tensioning methods	64				
Calculating belt tension	70				

A well designed belt drive will transmit power for many years with a minimum of maintenance. Although they have been around for a long time, belts are still a very efficient and cost-effective method for transmitting power from one component to another.

The evolution of belts has been remarkable. New materials, designs and manufacturing methods have increased working load limits and extended belt life.

SKF offers a complete assortment of both standard and high performance belts that can be implemented in many different applications.

The most common V and timing belts are part of this manual. The power ratings listed here are the same as those used in our software programs. However, there will be small differences in the results because the software will interpolate values if speeds or diameters fall between those listed in the tables. As a result, SKF recommends using the belt selection program available for download at www.skfptp.com.

About the data in this catalogue

The data in this catalogue relates to SKF's state-of-the-art technology as of the beginning of 2011. The data may differ from that shown in earlier catalogues because of revised methods of calculation, redesign or technological developments.

SKF reserves the right to make continuing improvements to SKF products with respect to materials, design and manufacturing methods, as well as changes necessitated by technological developments.

Other Power Transmission catalogues

Product information is also available via the SKF Power Transmission products website at www.skfptp.com. The website does not only provide product information, but also online calculation tools, drawings, and search and selection functions.

The main printed SKF Power Transmission catalogues are:

- SKF Transmission chain catalogue
- SKF Couplings catalogue
- SKF FX Keyless Bushings catalogue
- SKF Xtra Power Belts catalogue

For more information about SKF Power Transmission products, contact your local SKF representative or SKF Authorized Distributor.

SKF – the knowledge engineering company

From one simple but inspired solution to a misalignment problem in a textile mill in Sweden, and fifteen employees in 1907, SKF has grown to become a global industrial knowledge leader.



Over the years we have built on our expertise in bearings, extending it to seals, mechatronics, services and lubrication systems. Our knowledge network includes 46 000 employees, 15 000 distributor partners, offices in more than 130 countries, and a growing number of SKF Solution Factories around the world.

Research and development

We have hands-on experience in over forty industries, based on our employees' knowledge of real life conditions. In addition our world-leading experts and university partners who pioneer advanced theoretical research and development in areas including tribology, condition monitoring, asset management and bearing life theory. Our ongoing commitment to research and development helps us keep our customers at the forefront of their industries.



Meeting the toughest challenges

Our network of knowledge and experience along with our understanding of how our core technologies can be combined helps us create innovative solutions that meet the toughest of challenges. We work closely with our customers throughout the asset life cycle, helping them to profitably and responsibly grow their businesses.

Working for a sustainable future

Since 2005, SKF has worked to reduce the negative environmental impact from our own operations and those of our suppliers. Our continuing technology development introduced the SKF BeyondZero portfolio of products and services which improve efficiency and reduce energy losses, as well as enable new technologies harnessing wind, solar and ocean power. This combined approach helps reduce the environmental impact both in our own operations and in our customers'.

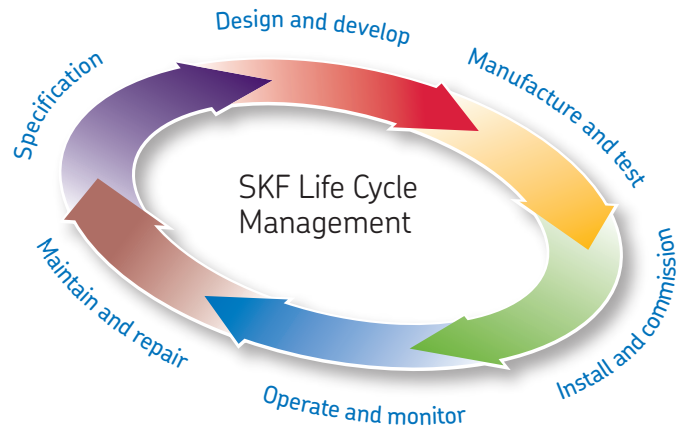
SKF Solution Factories make SKF knowledge and manufacturing expertise available locally, to provide unique solutions and services to our customers.

Working with SKF IT and logistics systems and application experts, SKF Authorized Distributors deliver a valuable mix of product and application knowledge to customers worldwide.




Our knowledge – your success

SKF Life Cycle Management is how we combine our technology platforms and advanced services, and apply them at each stage of the asset life cycle, to help our customers to be more successful, sustainable and profitable.



Working closely with you

Our objective is to help our customers improve productivity, minimize maintenance, achieve higher energy and resource efficiency, and optimize designs for long service life and reliability.



Bearings

SKF is the world leader in the design, development and manufacture of high performance rolling bearings, plain bearings, bearing units and housings.

Innovative solutions

Whether the application is linear or rotary or a combination of the two, SKF engineers can work with you at each stage of the asset life cycle to improve machine performance by looking at the entire application. This approach doesn't just focus on individual components like bearings or seals. It looks at the whole application to see how each component interacts with the next.



Machinery maintenance

Condition monitoring technologies and maintenance services from SKF can help minimize unplanned downtime, improve operational efficiency and reduce maintenance costs.

Design optimization and verification

SKF can work with you to optimize current or new designs with proprietary 3-D modeling software that can also be used as a virtual test rig to confirm the integrity of the design.



Sealing solutions

SKF offers standard seals and custom engineered sealing solutions to increase uptime, improve machine reliability, reduce friction and power losses, and extend lubricant life.



Mechatronics

SKF fly-by-wire systems for aircraft and drive-by-wire systems for off-road, agricultural and forklift applications replace heavy, grease or oil consuming mechanical and hydraulic systems.



Lubrication solutions

From specialized lubricants to state-of-the-art lubrication systems and lubrication management services, lubrication solutions from SKF can help to reduce lubrication related downtime and lubricant consumption.



Actuation and motion control

With a wide assortment of products – from actuators and ball screws to profile rail guides – SKF can work with you to solve your most pressing linear system challenges.



1 V-belts

Product features	
SKF Wrapped Wedge and SKF Wrapped Narrow Wedge Belts . . .	8
SKF Xtra Power Narrow Wedge Belts	9
SKF Wrapped Classical Belts	10
SKF Cogged Raw Edge Narrow Wedge Belts	11
SKF Cogged Raw Edge Classical Belts	12
Industrial ‘V’ and wedge belts	13
Selection guide for SKF V-belts	14
Service factors	16
Belt cross section	17
Centre distance tables	20
Recommended standard pulley diameters for faster shaft – metric ISO pulleys	36
Speed ratios with standard pulley diameters – metric ISO pulleys	36
Recommended standard pulley diameters for faster shaft – narrow wedge pulleys RMA	38
Speed ratios with standard pulley diameters – wedge narrow pulleys RMA	38
Correction factors	40
Power rating tables	41
Minimum installation and take-up allowances	63
Tensioning methods	64
Calculating belt tension	70
Special drives with idlers	72
Banded belts	74
V-belt pulleys	75
Installation and maintenance	78
Troubleshooting guide	80
SKF V-belt tables	82

SKF Wrapped Wedge and Narrow Wedge Belts

Construction details

Cushion rubber

Cushion rubber provides good adhesion between the tension members (cords) and the rubber cushion.

Tension members

The tension cords are made from polyester yarn. Pre-loading the cords during their rubber impregnation process results in low stretch during operation.

Rubber cushion

The rubber cushion is a fibre loaded giving good transverse belt rigidity.

Wrapping fabric

Heavy duty industrial fabric.

Features:

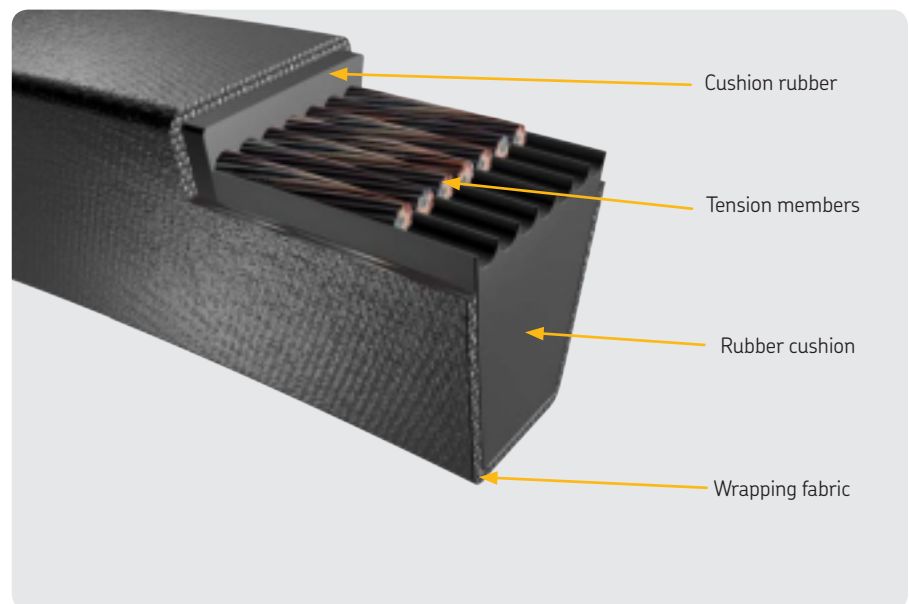
- High transverse rigidity minimizes heat generation
- Chloroprene rubberized wrapping fabric resists abrasion
- Moderately oil-resistant
- Temperature range from -35 to +65 °C
- Belts are anti-static per ISO 1813
- Constant length per ISO matching set tolerances

Applications

SKF Wrapped and Narrow Wedge Belts have been designed to accommodate all industrial applications and some agricultural machines.

Standards

ISO 4184



SKF Wrapped Wedge Belts used in the mining industry

SKF Wrapped Wedge and Narrow Wedge Belts

Section	Width	Height
mm		
SPZ	9,7	8
SPA	12,7	10
SPB	16,3	13
SPC	22	18
3V	9	8
5V	15	13
8V	25	23

SKF Xtra Power Narrow Wedge Belts

Construction details

Cushion rubber

Cushion rubber provides good adhesion between the rubber cushion and cords.

Tension members

The tension cords are made from polyester yarn. Pre-loading the cords during their rubber impregnation process results in low stretch during operation.

Tension member wrapping

A fibre filled compound encases the tension members thus enabling the belts to accommodate higher dynamic loads without compromising flexibility.

Rubber cushion

The rubber cushion is fibre loaded giving good transverse belt rigidity.

Wrapping fabric

Heavy duty industrial fabric.

Features:


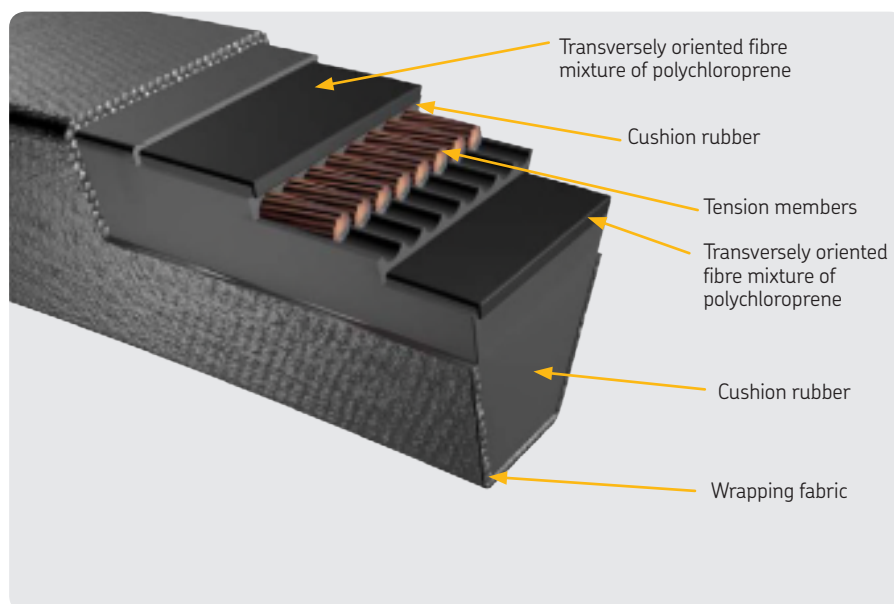
- High transverse rigidity minimizes heat generation
- Chloroprene rubberized wrapping fabric resists abrasion
- Moderately oil-resistant
- Temperature range from -35 to +65 °C
- Belts are anti-static per ISO 1813
- Constant length per ISO matching set tolerances

Applications

SKF Xtra Power Wrapped Wedge and SKF Narrow Wedge Belts have been designed to deliver up to 40% more power than standard wrapped belts. They are suitable for all kinds of industrial applications and some agricultural machines.

Standards

ISO 4184



SKF Xtra Power Belts used in fan applications

SKF Xtra Power Wedge and SKF Cogged Raw Edge Narrow Wedge Belts		
Section	Width	Height
mm		
SPZ-XP	9,7	8
SPA-XP	12,7	10
SPB-XP	16,3	13
SPC-XP	22	18
3V-XP	9	8
5V-XP	15	13
8V-XP	25	23

SKF Wrapped Classical Belts

Construction details

Cushion rubber

Cushion rubber provides good adhesion between the tension members (cords) and the rubber cushion.

Tension members

The tension cords are made from polyester yarn. Pre-loading the cords during their rubber impregnation process results in low stretch during operation.

Rubber cushion

The rubber cushion is fibre loaded giving good transverse belt rigidity.

Wrapping fabric

Heavy duty industrial fabric.

Features:

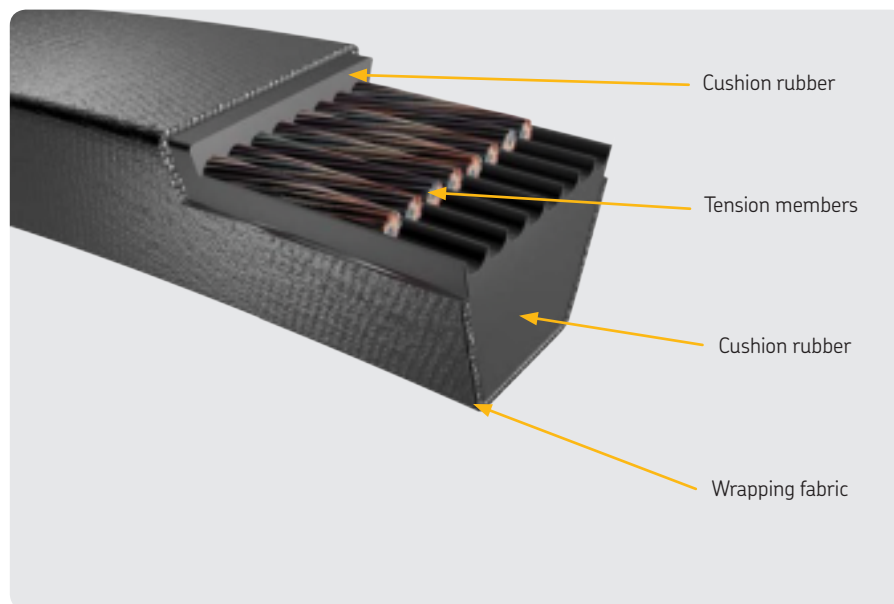
- High flexibility
- Chloroprene rubberized wrapping fabric resists abrasion
- Moderately oil-resistant
- Temperature range from -35 to +65 °C
- Belts are anti-static per ISO 1813
- Constant length per ISO matching set tolerances

Applications

SKF Wrapped Classical Belts have been developed to handle the majority of industrial applications and some agricultural machines. They can run on ISO wedge as well as on classical V-belt pulleys. Suitable for V-flat drives (flying wheel applications).

Standards

ISO 4184



SKF Wrapped Classical Belts		
Section	Width	Height
— mm		
Z	10	6
A	13	8
B	17	11
C	22	14
D	32	20
E	38	23



SKF Wrapped Classical Belts used in the HPI, Oil and gas industry

Construction details

Cushion rubber

Cushion rubber provides good adhesion between the tension members (cords) and the rubber cushion.

Tension members

The tension cords are made from polyester yarn. Pre-loading the cords during their rubber impregnation process results in low stretch during operation.

Rubber cushion

The rubber cushion is fibre loaded chloro-prene compound giving good transverse belt rigidity.

Backside fabric

Heavy duty industrial fabric.

Features:

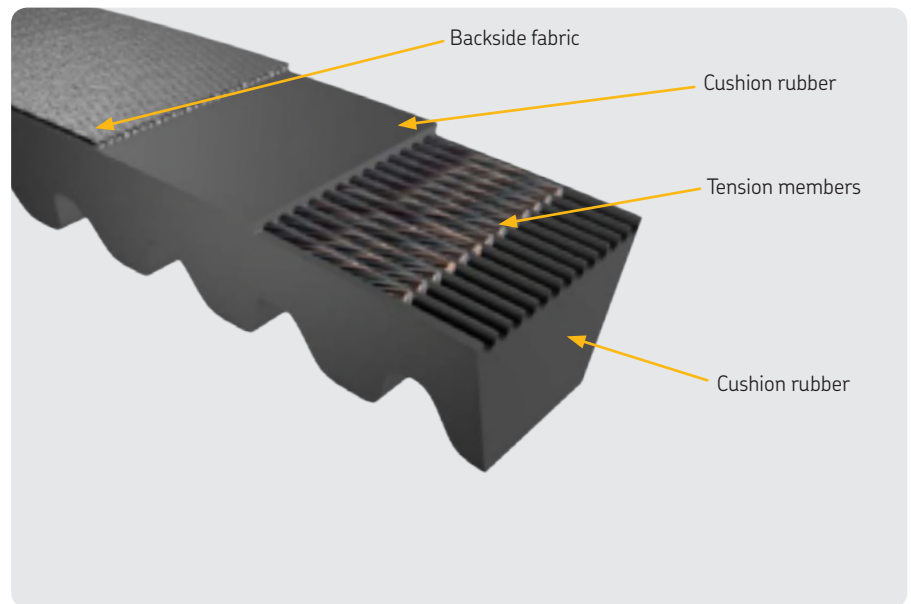
- High transverse rigidity
- High flexibility
- Temperature range from -30 to +75 °C
- Constant length per ISO matching set tolerances.
- Suitable for tropical climates
- Lengths available up to 3 500 mm

Applications

SKF Cogged Raw Edge Wedge and SKF Cogged Raw Edge Narrow Wedge Belts have been developed to handle all industrial applications.

Standards

ISO 4184



SKF Cogged Raw Edge Wedge and SKF Cogged Raw Edge Narrow Wedge Belts		
Section	Width	Height
mm		
XPZ	9,7	8
XPA	12,7	10
XPB	16,3	13
XPC	22	18
3VX	9	8
5VX	15	13



SKF Cogged Raw Edge Wedge Belts in the metal industry

SKF Cogged Raw Edge Classical Belts

Construction details

Cushion rubber

Cushion rubber assures good adhesion between cushion and cord.

Tension members

The tension members (cords) are made from polyester yarns. Pre-tension of cord during impregnation process gives low stretch of the belt on application.

Rubber cushion

Rubber cushion is fibre loaded chloroprene compound giving good transverse belt stiffness.

Backside fabric

Heavy duty industrial fabric.

Features:

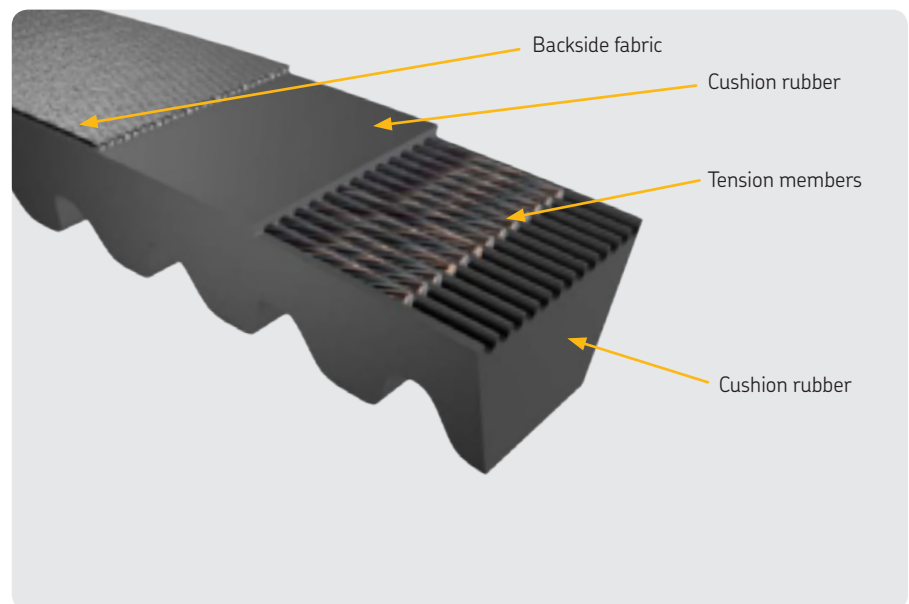
- Very high flexibility
- Temperature range from -30 to +75 °C
- Constant length per ISO matching set tolerances.
- Suitable for tropical climates
- Lengths available up to 3 500 mm

Applications

SKF Cogged Raw Edge Classical Belts have been developed to handle the majority of industrial applications running on ISO wedge as well as on classical V-belt pulleys.

Standards

ISO 4184



SKF Cogged Raw Edge Classical Belts		
Section	Width	Height
mm		
ZX	10	6
AX	13	8
BX	17	11
CX	22	14



SKF Cogged Raw Edge Classical Belts in the energy industry

Industrial V and wedge belts

SKF belts allow for overall length tolerances according to ISO 4184.

Manufacturing tolerances of V-belts

Nominal length (L)		Permissible deviation for sections Y, Z, A, B, C, D, E		
over	incl.	+	-	
mm		mm		mm
-	250	+8	-4	
250	315	+9	-4	
315	400	+10	-5	
400	500	+11	-6	
500	630	+13	-6	±6
630	800	+15	-7	±8
800	1 000	+17	-8	±10
1 000	1 250	+19	-10	±13
1 250	1 600	+23	-11	±16
1 600	2 000	+27	-13	±20
2 000	2 500	+31	-16	±25
2 500	3 150	+37	-18	±32
3 150	4 000	+44	-22	±40
4 000	5 000	+52	-26	±50
5 000	6 300	+63	-32	±63
6 300	8 000	+77	-38	±80
8 000	10 000	+93	-46	±100
10 000	12 500	+112	-56	±125
12 500	16 000	+140	-70	
16 000	20 000	+170	-85	

However, within particular sizes, belts meet matching set tolerances, which make them set free.

Belt matching tolerances

Nominal length (L)	Maximum difference between the lengths of belts of the same set for sections Y, Z, A, B, C, D, E	
	mm	mm
L ≤ 1 250	2	2
1 250 < L ≤ 2 000	4	2
2 000 < L ≤ 3 150	8	4
3 150 < L ≤ 5 000	12	6
5 000 < L ≤ 8 000	20	10
8 000 < L ≤ 12 500	32	16
12 500 < L ≤ 20 000	48	-

Selection guide for SKF V-belts

Selection procedure and formulae

Example:

Driver: 45 kW electric motor, 1 440 r/min, direct online start.

Driven: Fan, 550 r/min

Service: 24 hours/day

Approximate distance between centres = 900 mm

Tensioning method: SKF pen tester

1 Service factor (C_2)

Service factors describe the severity of drive conditions. Refer to **tables 2 and 3** on **page 16**.

Example: Medium duty class, heavy start

$$C_2 = 1,4$$

For speed increasing drives, use correction factors in **table 1** on **page 16**.

2 Design power (P_d)

Multiply drive power and service factor C_2 to get the design power.

$$P_d = P_r C_2$$

where

P_d = design power [kW]

P_r = motor rated power or power absorbed by the load [kW]

C_2 = service factor

Example:

$$P_d = 45 \times 1,4 = 63 \text{ kW}$$

3 Belt cross section

Refer to **diagrams 1, 2, 3** on **pages 17 and 18** for the appropriate belt cross section based on speed and design power.

Example: Selected section SPB

4 Required speed ratio (I_r)

Divide speed of faster shaft with speed of slower shaft to get the required pulley speed ratio.

$$I_r = \frac{\text{r/min (faster shaft)}}{\text{r/min (slower shaft)}}$$

Example:

$$I_r = \frac{1\,440}{550} = 2,62$$

5 A. If selected cross section is SPA/SPA-XP/XPA, SPB/SPB-XP/XPB, SPC/SPC-XP/XPC, 5V/5V-XP/5VX or 8V/8V-XP

Choose the corresponding centre distance based on the required speed ratio by referring to **tables 4a to 4p** on **pages 20 to 35** to get:

Belt datum length (L_d)
Centre distance (CC)
Datum diameter of pulleys (d, D)

Example: Centre distance table for section SPB is available on **pages 23, 24** and **25**.

Speed ratio: 2,62

Belt datum length: 2 990 mm

Centre distance: 941 mm

D = 500 mm

d = 190 mm

Continue with **step 10**.

5 B. If another type of V-belt is selected, where centre distance tables are not available

Continue with **step 6**.

6 Pulley datum diameters (d, D)

Try to use standard pulley diameters.

– Refer to **table 5a** or **6a** on **pages 36 to 39** to get the recommended diameter for small pulleys (d)

– Refer to speed ratio **table 5b** or **6a** on **pages 36 to 39** to get the diameter for large pulleys (D)

7 Centre distance preliminary (CCp)

Determine preliminary centre distance between pulleys.

Recommended: CCp min: 0,7 (D + d)
CCp max: 2 (D + d)

where

D = large pulley diameter

d = small pulley diameter

8 Belt datum length (L_d)

Calculate the belt length based on preliminary centre distance.

$$L_d = 2 \text{ CCp} + 1,57 (D + d) + \frac{(D - d)^2}{4 \text{ CCp}}$$

where

L_d = belt datum length [mm]

CCp = preliminary centre distance [mm]

D = large pulley diameter [mm]

d = small pulley diameter [mm]

Choose the closest available belt length from belt **tables** on **pages 81 to 99**.

9 Centre distance (CC)

Calculate actual centre distance based on selected belt length L_d .

$$\text{CC} = \frac{a + \sqrt{a^2 - 8(D - d)^2}}{8}$$

where

a = $2 L_d - \pi (D - d)$

L_d = selected belt datum length [mm]

D = large pulley diameter [mm]

d = small pulley diameter [mm]

10 Belt basic power rating (P_b)

Refer to power rating tables for selected belt type on **pages 41 to 62** to get the power rating values. The total belt basic power rating consists of basic power rating + power rating based on speed ratio.

Example: $P_b = 11,9 + 0,72 = 12,62$ kW

11 Correction factors (C_1 , C_3)

Refer to **table 8** for belt length correction factor C_1 and **table 7** for arc of contact correction factor C_3 .

Example: Belt length correction factor
 $C_1 = 0,97$ (interpolated)
 Arc of contact correction factor
 $C_3 = 0,96$

12 Belt power rating (P_r)

Multiply belt basic power rating with C_1 and C_3 to get the actual belt power rating.

$$P_r = P_b C_3 C_1$$

Example:
 $P_r = 12,62 \times 0,97 \times 0,96 = 11,75$ kW

13 Number of belts (N)

Divide drive power (design power) by power rating of selected belt to get the required number of belts.

$$N = \frac{P_d}{P_r}$$

Round up to first integer.

Example:

$$N = \frac{63}{11,75} = 5,4$$

6 SPB 2990 belts are needed

14 Installation and take-up allowances

Installation allowance **MIA** is **minimum** distance needed to decrease the CC distance in order to be able to install the belt. Take-up allowance **MTA** is minimum distance needed to increase the CC distance in order to tension the belt. Refer to **tables 10a** and **10b** on **page 63** to get the values.

Example:

$$\begin{aligned} \text{MIA} &= 25 \text{ mm} \\ \text{MTA} &= 45 \text{ mm} \\ C_{c \text{ min}} &= 941 - 25 = 916 \text{ mm} \\ C_{c \text{ max}} &= 941 + 45 = 986 \text{ mm} \end{aligned}$$

15 Belt tension

Refer to **tables 11 to 18** on **pages 64 to 71** to get the recommended tension values for selected belts or follow instruction in the tensioning section to calculate tension specifically for a drive.

Example:
 $d = 190$ mm
 speed = 1 440 r/min
 Belt section SPB
 Tensioning method: SKF pen tester
 Deflection force for a used run-in belt
 = 5,5 kg
 Deflection force for a new belt = 8,2 kg

Service factors

Table 1

Speed increase ratio

For speed increasing drives of

- Speed ratio 1,00–1,24 multiply service factor by 1,00
- Speed ratio 1,25–1,74 multiply service factor by 1,05
- Speed ratio 1,75–2,49 multiply service factor by 1,11
- Speed ratio 2,50–3,49 multiply service factor by 1,18
- Speed ratio 3,50 and over multiply service factor by 1,25

Table 2

Types of prime mover

Soft starts

Electric motors:

- AC – Star delta start
- DC – Shunt wound
- Internal combustion engines with 4 or more cylinders
- Prime movers fitted with centrifugal clutches, dry or fluid couplings or electronic soft start devices

Heavy starts

Electric motors:

- AC – Direct-on-line start
- DC – Series and compound wound
- Internal combustion engines with less than 4 cylinders.
- Prime movers not fitted with soft start devices

Table 3

Types of driven machinery

Soft starts

Duty time h/day

10 and under Over 10 to 16 Over 16

Heavy starts

Duty time h/day

10 and under Over 10 to 16 Over 16

Types of driven machinery	Soft starts			Heavy starts		
	Duty time h/day 10 and under	Over 10 to 16	Over 16	Duty time h/day 10 and under	Over 10 to 16	Over 16
Class 1 Light duty Blowers, exhausters and fans (up to 7,5 kW), centrifugal compressors and pumps. Belt conveyors (uniformly loaded).	1,0	1,1	1,2	1,1	1,2	1,3
Class 2 Medium duty Agitators (uniform density), blowers, exhausters and fans (over 7,5 kW). Rotary compressors and pumps (other than centrifugal). Belt conveyors (not uniformly loaded), generators and exciters, laundry machinery, lineshafts, machine tools, printing machinery, sawmill and woodworking machinery, screens (rotary).	1,1	1,2	1,3	1,2	1,3	1,4
Class 3 Heavy duty Agitators and mixers (variable density), brick machinery, bucket elevators, compressors and pumps (reciprocating), conveyors (heavy duty). Hoists, mills (hammer), pulverisers, punches, presses, shears, quarry plant, rubber machinery, screens (vibrating), textile machinery.	1,2	1,3	1,4	1,4	1,5	1,6
Class 4 Extra heavy duty Crushers (gyratory-jaw roll), mills (ball-rod-tube).	1,3	1,4	1,5	1,5	1,6	1,8

Belt cross section

Diagram 1

Classical belts

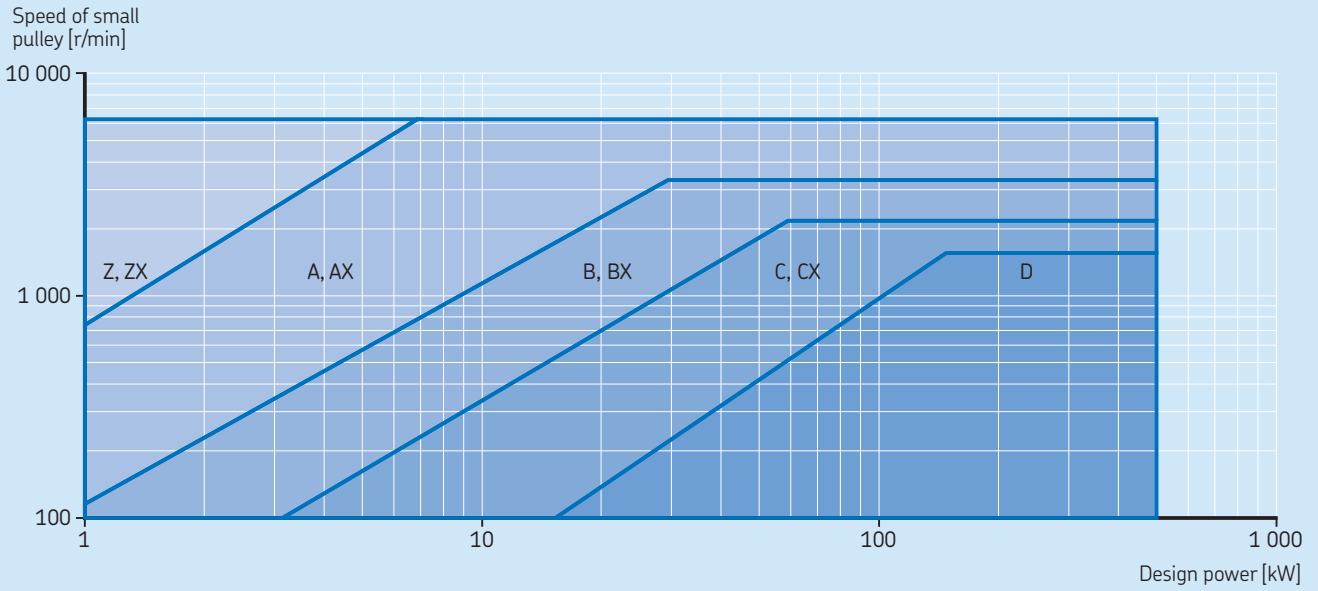
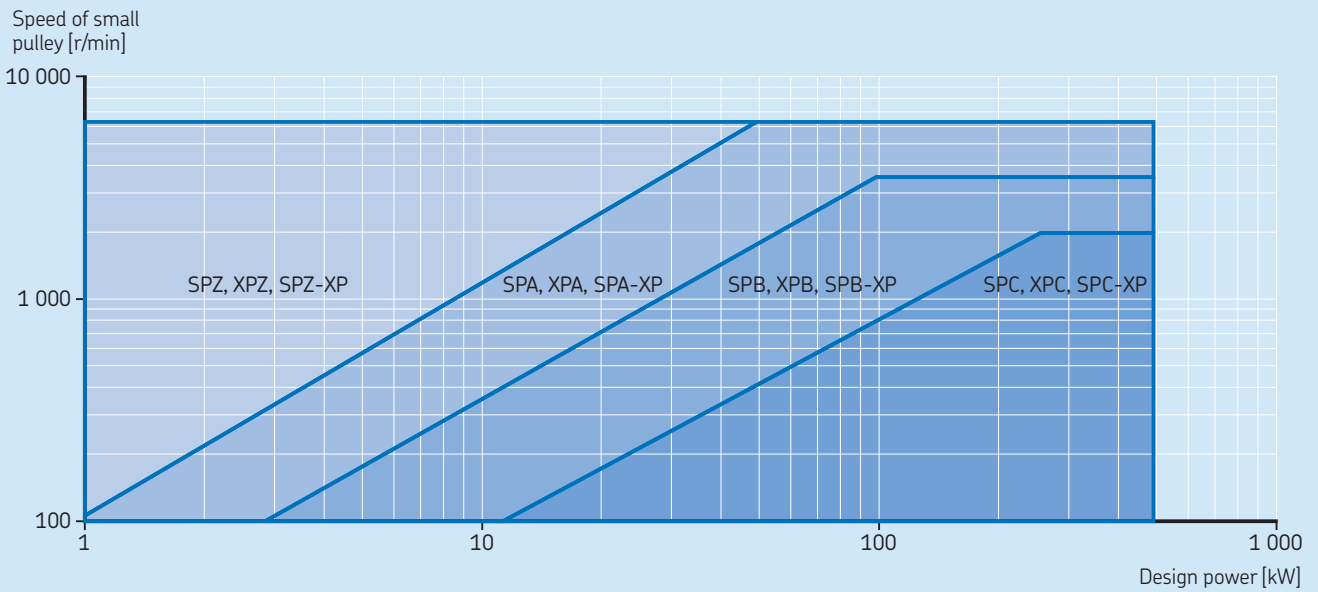
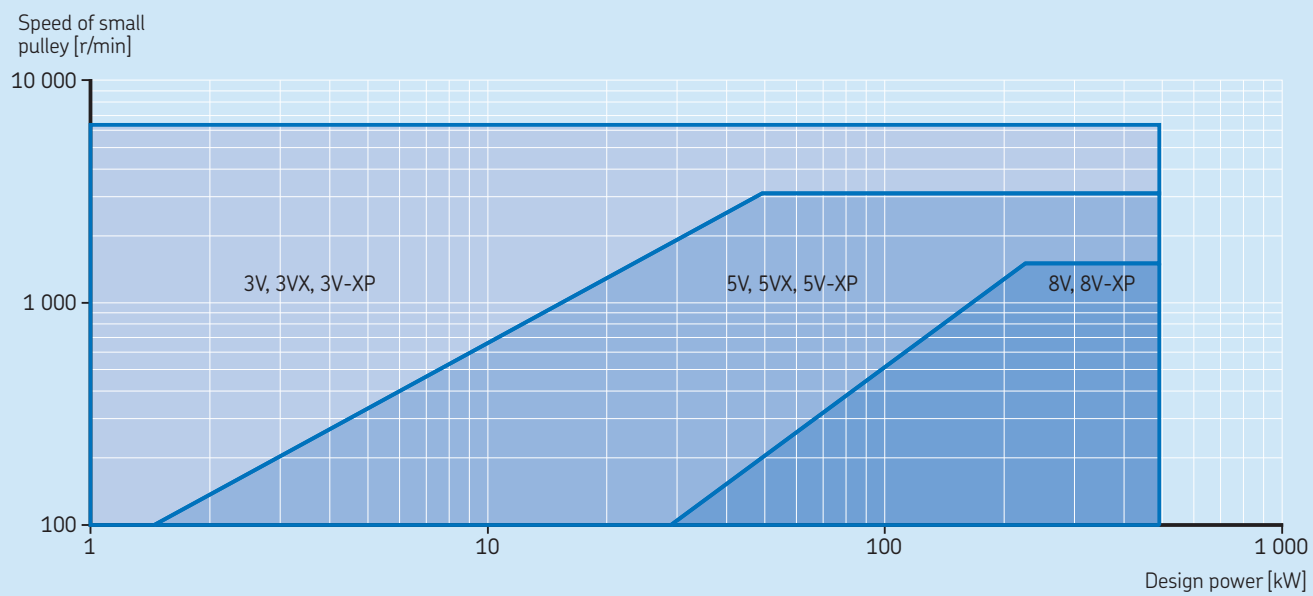


Diagram 2

Wedge belts



Narrow wedge belts



Centre distances
Section 5V/5V-XP/5VX

Table 4m

Speed ratio	Pulley outside diameter		Belt length											
	Driver	Driven	5V	5V	5V	5V	5V	5V	5V	5V	5V	5V	5V	
			5VX 630	5VX 710	5VX 800	5VX 900	5VX 1 000	5VX 1 250	5VX 1 400	5VX 1 700	5VX 2 000	5VX 2 240	5VX 2 500	5VX 3 000
in.	mm	mm												
2,37	*4,40	10,30	500	605	719	846	973	1 293	1 483	1 864	2 245	–	–	–
2,37	*4,65	10,90	483	587	701	828	958	1 275	1 466	1 847	2 228	–	–	–
2,37	9,00	21,20	–	–	–	518	648	973	1 166	1 549	1 930	2 238	2 568	3 203
2,38	11,80	28,00	–	–	–	–	–	765	963	1 349	1 735	2 040	2 372	3 010
2,40	*5,90	14,00	389	493	610	739	866	1 186	1 377	1 760	2 141	–	–	–
2,40	*6,30	15,00	358	465	582	709	838	1 158	1 349	1 730	2 113	–	–	–
2,40	13,20	31,50	–	–	–	–	–	653	853	1 245	1 631	1 938	2 271	2 908
2,41	*6,70	16,00	325	432	551	681	808	1 128	1 321	1 702	2 083	–	–	–
2,43	*5,20	12,50	437	541	655	785	912	1 232	1 422	1 803	2 184	–	–	–
2,43	*5,50	13,20	417	518	635	765	892	1 212	1 402	1 783	2 164	–	–	–
2,44	*4,90	11,80	460	561	678	805	932	1 252	1 443	1 824	2 205	–	–	–
2,44	9,75	23,60	–	–	–	–	577	904	1 100	1 483	1 867	2 172	2 504	3 139
2,46	*4,65	11,30	475	577	693	820	947	1 267	1 458	1 839	2 220	–	–	–
2,49	11,30	28,00	–	–	–	–	–	775	970	1 359	1 742	2 050	2 383	3 018
2,51	*4,40	10,90	488	592	706	833	960	1 280	1 471	1 852	2 233	–	–	–
2,51	7,50	18,70	–	–	472	605	734	1 054	1 247	1 631	2 012	2 319	2 649	3 284
2,51	8,50	21,20	–	–	–	526	658	983	1 173	1 557	1 941	2 245	2 578	3 213
2,51	15,00	37,50	–	–	–	–	–	–	–	1 074	1 466	1 775	2 108	2 748
2,53	12,50	31,50	–	–	–	–	–	665	866	1 257	1 643	1 953	2 283	2 924
2,56	*6,30	16,00	333	439	556	686	815	1 135	1 328	1 709	2 090	–	–	–
2,57	*4,65	11,80	462	566	681	810	937	1 257	1 448	1 829	2 210	–	–	–
2,57	*5,20	13,20	422	526	640	770	897	1 217	1 407	1 788	2 172	–	–	–
2,57	*5,50	14,00	396	500	617	747	874	1 194	1 384	1 768	2 149	–	–	–
2,57	*5,90	15,00	366	470	587	716	846	1 166	1 356	1 737	2 121	–	–	–
2,57	9,25	23,60	–	–	–	450	587	914	1 107	1 494	1 877	2 182	2 512	3 150
2,58	*4,90	12,50	442	546	663	790	917	1 237	1 427	1 808	2 192	–	–	–
2,58	10,90	28,00	–	–	–	–	–	782	978	1 367	1 750	2 057	2 390	3 025
2,60	*4,40	11,30	480	582	699	826	953	1 273	1 463	1 844	2 225	–	–	–
2,64	9,00	23,60	–	–	–	455	589	919	1 113	1 496	1 880	2 187	2 517	3 155
2,66	7,10	18,70	–	356	478	610	742	1 062	1 255	1 638	2 019	2 327	2 657	3 292
2,67	8,00	21,20	–	–	399	533	665	991	1 184	1 567	1 951	2 256	2 588	3 223
2,68	11,80	31,50	–	–	–	–	–	678	879	1 270	1 656	1 966	2 299	2 936
2,69	14,00	37,50	–	–	–	–	–	–	683	1 090	1 483	1 793	2 126	2 766
2,72	*4,40	11,80	467	572	686	815	942	1 260	1 453	1 834	2 215	–	–	–
2,73	*4,65	12,50	447	551	665	795	922	1 242	1 433	1 814	2 195	–	–	–
2,73	*4,90	13,20	427	531	645	775	902	1 222	1 412	1 796	2 177	–	–	–
2,73	*5,20	14,00	401	505	622	752	879	1 199	1 389	1 773	2 154	–	–	–
2,74	*5,90	16,00	338	447	564	693	823	1 143	1 336	1 717	2 098	–	–	–
2,74	10,30	28,00	–	–	–	–	–	792	988	1 377	1 763	2 068	2 400	3 038
2,76	*5,50	15,00	371	478	594	724	853	1 173	1 364	1 745	2 129	–	–	–
2,80	8,50	23,60	–	–	–	462	599	927	1 120	1 506	1 890	2 197	2 527	3 165
2,80	11,30	31,50	–	–	–	–	–	686	886	1 280	1 666	1 974	2 306	2 944
2,82	*6,70	18,70	–	363	485	617	747	1 069	1 262	1 646	2 027	–	–	–
2,85	7,50	21,20	–	–	406	544	676	1 001	1 194	1 577	1 961	2 266	2 596	3 233
2,85	13,20	37,50	–	–	–	–	–	–	696	1 105	1 496	1 806	2 141	2 781
2,88	*4,40	12,50	452	556	671	800	927	1 247	1 438	1 819	2 200	–	–	–
2,88	*4,65	13,20	429	533	650	780	907	1 227	1 417	1 801	2 182	–	–	–
2,89	9,75	28,00	–	–	–	–	–	800	998	1 387	1 773	2 078	2 410	3 048
2,90	*4,90	14,00	406	511	627	757	886	1 204	1 397	1 778	2 159	–	–	–
2,91	10,90	31,50	–	–	–	–	–	691	894	1 285	1 674	1 981	2 314	2 951
2,92	*5,20	15,00	376	483	599	729	859	1 179	1 369	1 753	2 134	–	–	–
2,94	*5,50	16,00	345	452	572	701	831	1 151	1 344	1 725	2 106	–	–	–
2,97	8,00	23,60	–	–	–	470	607	937	1 130	1 516	1 900	2 205	2 537	3 172
3,00	*6,30	18,70	–	368	493	625	754	1 077	1 270	1 654	2 035	–	–	–
3,01	7,10	21,20	–	–	411	549	681	1 006	1 199	1 585	1 969	2 273	2 604	3 241
3,02	12,50	37,50	–	–	–	–	–	–	709	1 115	1 509	1 819	2 154	2 794
3,05	*4,40	13,20	434	538	655	785	912	1 232	1 422	1 803	2 187	–	–	–
3,05	*4,65	14,00	411	516	632	762	889	1 209	1 402	1 783	2 164	–	–	–
3,05	9,25	28,00	–	–	–	–	–	810	1 006	1 394	1 781	2 088	2 421	3 058
3,08	10,30	31,50	–	–	–	–	–	701	904	1 298	1 684	1 994	2 327	2 964
3,10	*4,90	15,00	381	488	605	734	864	1 184	1 374	1 758	2 139	–	–	–
3,12	*5,20	16,00	351	457	577	706	836	1 156	1 349	1 730	2 113	–	–	–
3,13	9,00	28,00	–	–	–	–	–	813	1 011	1 400	1 786	2 093	2 426	3 063
3,14	16,00	50,00	–	–	–	–	–	–	–	–	1 140	1 463	1 806	2 456
3,18	7,50	23,60	–	–	–	478	615	945	1 138	1 524	1 908	2 215	2 548	3 183
3,20	*6,70	21,20	–	–	419	556	688	1 013	1 207	1 593	1 974	–	–	–
3,20	11,80	37,50	–	–	–	–	–	–	719	1 128	1 521	1 831	2 167	2 807
3,21	*5,90	18,70	–	376	498	632	762	1 085	1 278	1 661	2 042	–	–	–
3,23	*4,40	14,00	414	521	638	767	894	1 214	1 405	1 788	2 169	–	–	–
3,25	9,75	31,50	–	–	–	–	–	711	912	1 306	1 694	2 004	2 337	2 974
3,27	*4,65	15,00	386	493	610	739	869	1 189	1 379	1 763	2 144	–	–	–
3,31	*4,90	16,00	356	462	582	711	841	1 161	1 354	1 737	2 118	–	–	–
3,32	8,50	28,00	–	–	–	–	–	823	1 019	1 410	1 796	2 103	2 433	3 071
3,34	11,30	37,50	–	–	–	–	–	–	726	1 135	1 529	1 842	2 177	2 817
3,35	15,00	50,00	–	–	–	–	–	–	–	–	1 156	1 481	1 824	2 474

*Due to high belt flexing, only raw edge cogged belts should be used in combination with these pulleys.

Centre distances
Section 5V/5V-XP/5VX

Table 4n

1

Speed ratio	Pulley outside diameter		Belt length												
			5V 5VX 630	5V 5VX 710	5V 5VX 800	5V 5VX 900	5V 5VX 1 000	5V 5VX 1 250	5V 5VX 1 400	5V 5VX 1 700	5V 5VX 2 000	5VX 2 240	5VX 2 500	5VX 3 000	
	Driver	Driven	mm												
–	in.		mm												
3,36	7,10	23,60	–	–	–	–	485	622	953	1 146	1 532	1 915	2 223	2 553	3 190
3,40	*6,30	21,20	–	–	424	561	696	1 021	1 214	1 600	1 981	–	–	–	–
3,43	9,25	31,50	–	–	–	–	–	719	922	1 316	1 704	2 012	2 344	2 985	–
3,44	*5,50	18,70	–	381	505	638	770	1 092	1 285	1 669	2 050	–	–	–	–
3,46	10,90	37,50	–	–	–	–	–	–	734	1 143	1 537	1 849	2 184	2 824	–
3,47	*4,40	15,00	389	495	615	744	874	1 194	1 384	1 768	2 149	–	–	–	–
3,49	*4,65	16,00	358	467	587	716	846	1 166	1 359	1 740	2 123	–	–	–	–
3,53	8,00	28,00	–	–	–	–	–	483	831	1 029	1 417	1 803	2 111	2 443	3 081
3,53	9,00	31,50	–	–	–	–	–	721	925	1 321	1 707	2 017	2 350	2 990	–
3,56	*6,70	23,60	–	–	–	490	627	960	1 153	1 539	1 923	–	–	–	–
3,59	14,00	50,00	–	–	–	–	–	–	–	–	1 173	1 499	1 842	2 492	–
3,64	*5,90	21,20	–	–	432	569	704	1 029	1 222	1 608	1 989	–	–	–	–
3,65	*5,20	18,70	–	386	511	643	775	1 097	1 290	1 674	2 055	–	–	–	–
3,67	10,30	37,50	–	–	–	–	–	–	742	1 153	1 547	1 859	2 195	2 835	–
3,70	*4,40	16,00	363	472	592	721	851	1 171	1 364	1 745	2 129	–	–	–	–
3,74	8,50	31,50	–	–	–	–	–	732	935	1 328	1 717	2 027	2 360	2 997	–
3,77	7,50	28,00	–	–	–	–	–	490	838	1 036	1 427	1 814	2 121	2 454	3 091
3,79	*6,30	23,60	–	–	–	–	498	635	965	1 161	1 547	1 930	–	–	–
3,81	13,20	50,00	–	–	–	–	–	–	–	–	–	1 186	1 511	1 854	2 504
3,88	*4,90	18,70	–	391	516	648	780	1 102	1 295	1 679	2 062	–	–	–	–
3,88	9,75	37,50	–	–	–	–	–	–	752	1 163	1 557	1 869	2 205	2 845	–
3,91	*5,50	21,20	–	–	437	577	709	1 036	1 229	1 613	1 996	–	–	–	–
3,97	8,00	31,50	–	–	–	–	–	739	942	1 339	1 727	2 035	2 367	3 007	–
3,99	7,10	28,00	–	–	–	–	498	846	1 044	1 435	1 821	2 129	2 461	3 099	–
4,02	12,50	50,00	–	–	–	–	–	–	–	–	1 196	1 524	1 867	2 517	–
4,05	*5,90	23,60	–	–	–	503	643	973	1 168	1 554	1 938	–	–	–	–
4,09	*4,65	18,70	–	394	518	653	785	1 107	1 300	1 684	2 068	–	–	–	–
4,09	9,25	37,50	–	–	–	–	–	–	759	1 171	1 567	1 877	2 212	2 855	–
4,14	*5,20	21,20	–	–	442	582	714	1 041	1 234	1 621	2 004	–	–	–	–
4,20	9,00	37,50	–	–	–	–	–	–	762	1 176	1 570	1 882	2 217	2 860	–
4,23	*6,70	28,00	–	–	–	–	–	503	851	1 052	1 440	1 829	–	–	–
4,24	7,50	31,50	–	–	–	–	–	747	950	1 346	1 735	2 045	2 377	3 018	–
4,26	11,80	50,00	–	–	–	–	–	–	–	–	1 209	1 534	1 880	2 530	–
4,33	*4,40	18,70	–	399	523	658	787	1 113	1 306	1 689	2 070	–	–	–	–
4,35	*5,50	23,60	–	–	–	511	648	980	1 176	1 562	1 946	–	–	–	–
4,40	*4,90	21,20	–	–	447	584	719	1 046	1 240	1 626	2 009	–	–	–	–
4,45	8,50	37,50	–	–	–	–	–	–	770	1 184	1 580	1 892	2 228	2 868	–
4,46	11,30	50,00	–	–	–	–	–	–	–	–	1 217	1 542	1 887	2 540	–
4,49	7,10	31,50	–	–	–	–	–	752	958	1 354	1 742	2 052	2 385	3 025	–
4,50	*6,30	28,00	–	–	–	–	508	859	1 057	1 448	1 834	–	–	–	–
4,61	*5,20	23,60	–	–	–	516	653	986	1 181	1 567	1 951	–	–	–	–
4,62	10,90	50,00	–	–	–	–	–	–	–	–	1 222	1 549	1 895	2 548	–
4,64	*4,65	21,20	–	–	450	589	724	1 052	1 245	1 631	2 014	–	–	–	–
4,73	8,00	37,50	–	–	–	–	–	–	777	1 191	1 588	1 900	2 235	2 878	–
4,76	*6,70	31,50	–	–	–	–	–	–	759	965	1 361	1 750	–	–	–
4,81	*5,90	28,00	–	–	–	–	516	866	1 064	1 455	1 842	–	–	–	–
4,89	10,30	50,00	–	–	–	–	–	–	–	–	1 232	1 560	1 905	2 558	–
4,90	*4,90	23,60	–	–	–	518	658	991	1 186	1 572	1 956	–	–	–	–
4,91	*4,40	21,20	–	–	455	594	729	1 054	1 250	1 633	2 017	–	–	–	–
5,05	7,50	37,50	–	–	–	–	–	–	785	1 201	1 598	1 910	2 245	2 888	–
5,06	*6,30	31,50	–	–	–	–	–	765	970	1 367	1 758	–	–	–	–
5,16	*4,65	23,60	–	–	–	523	663	996	1 191	1 577	1 961	–	–	–	–
5,17	*5,50	28,00	–	–	–	–	521	871	1 072	1 463	1 849	–	–	–	–
5,17	9,75	50,00	–	–	–	–	–	–	–	798	1 242	1 570	1 915	2 568	–
5,34	7,10	37,50	–	–	–	–	–	–	792	1 207	1 603	1 915	2 253	2 896	–
5,41	*5,90	31,50	–	–	–	–	–	772	978	1 374	1 763	–	–	–	–
5,45	9,25	50,00	–	–	–	–	–	–	–	803	1 250	1 577	1 923	2 576	–
5,47	*4,40	23,60	–	–	–	526	665	998	1 194	1 582	1 966	–	–	–	–
5,47	*5,20	28,00	–	–	–	–	526	876	1 077	1 468	1 854	–	–	–	–
5,61	9,00	50,00	–	–	–	–	–	–	–	808	1 252	1 582	1 928	2 581	–
5,67	*6,70	37,50	–	–	–	–	–	–	798	1 214	1 610	–	–	–	–

*Due to high belt flexing, only raw edge cogged belts should be used in combination with these pulleys.

Recommended standard pulley diameters for faster shaft

Pulleys datum diameters	Pulley datum diameters																									
	50	56	60	63	67	71	75	80	85	90	95	100	106	112	118	125	132	140	150	160	170	180	190	200	212	
Z	✓*	✓	✓	✓	✓	✓	✓	✓	✓	✓	✓	✓	✓	✓												
A						✓*	✓	✓	✓	✓	✓	✓	✓	✓	✓	✓	✓	✓	✓	✓	✓	✓				
B														✓*	✓	✓	✓	✓	✓	✓	✓	✓				
C																							✓*	✓	✓	✓
D																										
SPZ/SPZ-XP					✓*	✓	✓	✓	✓	✓	✓	✓	✓	✓	✓	✓	✓	✓	✓	✓	✓	✓	✓	✓	✓	✓
SPA/SPA-XP											✓*	✓	✓	✓	✓	✓	✓	✓	✓	✓	✓	✓	✓	✓	✓	✓
SPB/SPB-XP																				✓*	✓	✓	✓	✓	✓	✓
SPC/SPC-XP																										
ZX	✓*	✓	✓	✓	✓	✓	✓	✓	✓	✓	✓	✓	✓	✓												
AX																										
BX				✓*	✓	✓	✓	✓	✓	✓	✓	✓	✓	✓	✓	✓	✓	✓	✓	✓	✓	✓	✓	✓	✓	✓
CX											✓*	✓	✓	✓	✓	✓	✓	✓	✓	✓	✓	✓	✓	✓	✓	✓
XPZ		✓*	✓	✓	✓	✓	✓	✓	✓	✓	✓	✓	✓	✓	✓	✓	✓	✓	✓	✓	✓	✓	✓	✓	✓	✓
XPA																										
XPB														✓*	✓	✓	✓	✓	✓	✓	✓	✓	✓	✓	✓	✓
XPC																										

*Shows minimum pulley diameter for particular section. If smaller pulley diameter is used, the belt service life could be affected.

Speed ratios with standard pulley diameters

Pulley datum diameter [mm]	Pulley datum diameter [mm]																									
	50	56	60	63	67	71	75	80	85	90	95	100	106	112	118	125	132	140	150	160	170	180	190	200	212	
mm	-																									
50	1	1,12	1,20	1,26	1,34	1,42	1,50	1,60	1,70	1,80	1,90	2	2,12	2,24	2,36	2,50	2,64	2,80	3	3,20	3,40	3,60	3,80	4	4,24	
56		1	1,07	1,13	1,20	1,27	1,34	1,43	1,52	1,61	1,70	1,79	1,89	2	2,11	2,23	2,36	2,50	2,68	2,86	3,04	3,21	3,39	3,57	3,79	
60			1	1,05	1,12	1,18	1,25	1,33	1,42	1,50	1,58	1,67	1,77	1,87	1,97	2,08	2,20	2,33	2,50	2,67	2,83	3	3,17	3,33	3,53	
63				1	1,06	1,13	1,19	1,27	1,35	1,43	1,51	1,59	1,68	1,78	1,87	1,98	2,10	2,22	2,38	2,54	2,70	2,86	3,02	3,17	3,37	
67					1	1,06	1,12	1,19	1,27	1,34	1,42	1,49	1,58	1,67	1,76	1,87	1,97	2,09	2,24	2,39	2,54	2,69	2,84	2,99	3,16	
71						1	1,06	1,13	1,20	1,27	1,34	1,41	1,49	1,58	1,66	1,76	1,86	1,97	2,11	2,25	2,39	2,54	2,68	2,82	2,99	
75							1	1,07	1,13	1,20	1,27	1,33	1,41	1,49	1,57	1,67	1,76	1,87	2	2,13	2,27	2,40	2,53	2,67	2,83	
80								1	1,06	1,13	1,19	1,25	1,33	1,40	1,48	1,56	1,65	1,75	1,88	2	2,13	2,25	2,38	2,50	2,65	
85									1	1,06	1,12	1,18	1,25	1,32	1,39	1,47	1,55	1,65	1,76	1,88	2	2,12	2,24	2,35	2,49	
90										1	1,06	1,11	1,18	1,24	1,31	1,39	1,47	1,56	1,67	1,78	1,89	2	2,11	2,22	2,36	
95											1	1,05	1,12	1,18	1,24	1,32	1,39	1,47	1,58	1,68	1,79	1,89	2	2,11	2,23	
100												1	1,06	1,12	1,18	1,25	1,32	1,40	1,50	1,60	1,70	1,80	1,90	2	2,12	
106													1	1,06	1,11	1,18	1,25	1,32	1,42	1,51	1,60	1,70	1,79	1,89	2	
112														1	1,05	1,12	1,18	1,25	1,34	1,43	1,52	1,61	1,70	1,79	1,89	
118															1	1,06	1,12	1,19	1,27	1,36	1,44	1,53	1,61	1,69	1,80	
125																1	1,06	1,12	1,20	1,28	1,36	1,44	1,52	1,60	1,70	
132																	1	1,06	1,14	1,21	1,29	1,36	1,44	1,52	1,61	
140																		1	1,07	1,14	1,21	1,29	1,36	1,43	1,51	
150																			1	1,07	1,13	1,20	1,27	1,33	1,41	
160																				1	1,06	1,13	1,19	1,25	1,33	
170																					1	1,06	1,12	1,18	1,25	
180																						1	1,06	1,11	1,18	
190																							1	1,05	1,12	
200																								1	1,06	
212																									1	
224																										
236																										
250																										
265																										
280																										
300																										
315																										
335																										
355																										
375																										
400																										
425																										
450																										
475																										
500																										
530																										
560																										
630																										
710																										
800																										
900																										
1 000																										
1 250																										

Recommended standard pulley diameters for faster shaft

Pulley outside diameter	Pulley outside diameter																									
	2.65	2.8	3	3.15	3.35	3.65	4.12	4.5	4.75	5	5.3	5.6	6	6.5	6.9	7.1	7.5	8	8.5	9	9.25	9.75	10.3	10.6	10.9	
3V/3V-XP	✓*	✓	✓	✓	✓	✓	✓	✓	✓	✓	✓	✓	✓	✓	✓											
5V/5V-XP																										
8V/8V-XP																	✓*	✓	✓	✓	✓	✓	✓	✓	✓	✓
3VX	✓*	✓	✓	✓	✓	✓	✓	✓	✓	✓	✓	✓	✓	✓	✓											
5VX																	✓*	✓	✓	✓	✓	✓	✓	✓	✓	✓

*Shows minimum pulley diameter for particular section. If smaller pulley diameter is used, the belt service life could be affected.

Speed ratios with standard pulley diameters

Pulley outside diameter	Pulley outside diameter																								
	2.65	2.8	3	3.15	3.35	3.65	4.12	4.5	4.75	5	5.3	5.6	6	6.5	6.9	7.1	7.5	8	8.5	9	9.25	9.75	10.3	10.6	10.9
in.	-																								
2.65	1	1.06	1.13	1.19	1.26	1.38	1.55	1.70	1.79	1.89	2	2.11	2.26	2.45	2.60	2.68	2.83	3.02	3.21	3.40	3.49	3.68	3.89	4	4.11
2.8		1	1.07	1.13	1.20	1.30	1.47	1.61	1.70	1.79	1.89	2	2.14	2.32	2.46	2.54	2.68	2.86	3.04	3.21	3.30	3.48	3.68	3.79	3.89
3			1	1.05	1.12	1.22	1.37	1.50	1.58	1.67	1.77	1.87	2	2.17	2.30	2.37	2.50	2.67	2.83	3	3.08	3.25	3.43	3.53	3.63
3.15				1	1.06	1.16	1.31	1.43	1.51	1.59	1.68	1.78	1.90	2.06	2.19	2.25	2.38	2.54	2.70	2.86	2.94	3.10	3.27	3.37	3.46
3.35					1	1.09	1.23	1.34	1.42	1.49	1.58	1.67	1.79	1.94	2.06	2.12	2.24	2.39	2.54	2.69	2.76	2.91	3.07	3.16	3.25
3.65						1	1.13	1.23	1.30	1.37	1.45	1.53	1.64	1.78	1.89	1.95	2.05	2.19	2.33	2.47	2.53	2.67	2.82	2.90	2.99
4.12							1	1.09	1.15	1.21	1.29	1.36	1.46	1.58	1.67	1.72	1.82	1.94	2.06	2.18	2.25	2.37	2.50	2.57	2.65
4.5								1	1.06	1.11	1.18	1.24	1.33	1.44	1.53	1.58	1.67	1.78	1.89	2	2.06	2.17	2.29	2.36	2.42
4.75									1	1.05	1.12	1.18	1.26	1.37	1.45	1.49	1.58	1.68	1.79	1.89	1.95	2.05	2.17	2.23	2.29
5										1	1.06	1.12	1.20	1.30	1.38	1.42	1.50	1.60	1.70	1.80	1.85	1.95	2.06	2.12	2.18
5.3											1	1.06	1.13	1.23	1.30	1.34	1.42	1.51	1.60	1.70	1.75	1.84	1.94	2	2.06
5.6												1	1.07	1.16	1.23	1.27	1.34	1.43	1.52	1.61	1.65	1.74	1.84	1.89	1.95
6													1	1.08	1.15	1.18	1.25	1.33	1.42	1.50	1.54	1.63	1.72	1.77	1.82
6.5														1	1.06	1.09	1.15	1.23	1.31	1.38	1.42	1.50	1.58	1.63	1.68
6.9															1	1.03	1.09	1.16	1.23	1.30	1.34	1.41	1.49	1.54	1.58
7.1																1	1.06	1.13	1.20	1.27	1.30	1.37	1.45	1.49	1.54
7.5																	1	1.07	1.13	1.20	1.23	1.30	1.37	1.41	1.45
8																		1	1.06	1.13	1.16	1.22	1.29	1.33	1.36
8.5																			1	1.06	1.09	1.15	1.21	1.25	1.28
9																				1	1.03	1.08	1.14	1.18	1.21
9.25																					1	1.05	1.11	1.15	1.18
9.75																						1	1.06	1.09	1.12
10.3																							1	1.03	1.06
10.6																								1	1.03
10.9																									1
11.8																									
12.5																									
13.2																									
14																									
15																									
16																									
17																									
18																									
19																									
20																									
21.2																									
22.4																									
24.8																									
25																									
28																									
30																									
33.5																									
35.5																									
37.5																									
40																									
44.5																									
50																									
53																									

Correction factors

Table 7

Arc of contact power correction factor C_3

$\frac{D-d}{CC} *$	Arc of contact on small pulley	Arc of contact correction factor C_3
mm	deg.	-
0,00	180	1,00
0,05	177	0,99
0,10	174	0,99
0,15	171	0,98
0,20	169	0,97
0,25	166	0,97
0,30	163	0,96
0,35	160	0,95
0,40	157	0,94
0,45	154	0,93
0,50	151	0,93
0,55	148	0,92
0,60	145	0,91
0,65	142	0,90
0,70	139	0,89
0,75	136	0,88
0,80	133	0,87
0,85	130	0,86
0,90	127	0,85
0,95	123	0,83
1,00	120	0,82
1,05	117	0,81
1,10	113	0,80
1,15	100	0,78
1,20	107	0,77
1,25	104	0,75
1,30	101	0,73
1,35	97	0,72
1,40	93	0,70

*D Large pulley diameter
d Small pulley diameter
CC Centre to centre distance

Table 8

Belt length correction factor C_1

Belt length	Correction factor									
	SPZ	SPA	SPB	SPC	8V	Z	A	B	C	D
	SPZ-XP	SPA-XP	SPB-XP	SPC-XP	8V-XP	ZX	AX	BX	CX	
	XPZ	XPA	XPB	XPC						
	3V		5V							
	3V-XP		5V-XP							
	3VX		5VX							
mm	-									
400	0,50					0,87	0,68			
475	0,65					0,90	0,74	0,64		
530	0,74					0,93	0,78	0,70		
630	0,82	0,77				0,96	0,81	0,76		
710	0,84	0,79				0,99	0,83	0,78		
900	0,88	0,83	0,76			1,05	0,87	0,82	0,73	
1 000	0,90	0,85	0,78			1,06	0,89	0,84	0,76	
1 120	0,93	0,87	0,80			1,08	0,91	0,86	0,78	
1 250	0,95	0,89	0,82			1,11	0,93	0,88	0,80	
1 400	0,96	0,91	0,84	0,70		1,14	0,96	0,90	0,82	
1 600	1,00	0,93	0,86	0,74		1,17	0,99	0,93	0,84	
1 800	1,01	0,95	0,88	0,77		1,22	1,01	0,95	0,86	
2 000	1,02	0,96	0,90	0,80	0,78	1,25	1,03	0,98	0,88	0,78
2 240	1,05	0,98	0,92	0,83	0,80	1,28	1,06	1,00	0,91	0,80
2 500	1,07	1,00	0,94	0,86	0,80	1,29	1,09	1,03	0,93	0,82
2 800	1,09	1,02	0,96	0,88	0,82	1,29	1,11	1,05	0,95	0,84
3 150	1,11	1,04	0,98	0,90	0,84		1,13	1,07	0,97	0,86
3 550	1,13	1,06	1,00	0,92	0,86		1,15	1,09	0,99	0,88
4 000	1,13	1,08	1,02	0,94	0,89		1,17	1,13	1,02	0,91
4 500	1,13	1,09	1,04	0,96	0,91		1,17	1,15	1,04	0,93
5 000		1,09	1,06	0,98	0,94		1,17	1,18	1,07	0,96
5 600		1,09	1,08	1,00	0,96		1,17	1,20	1,09	0,98
6 300			1,10	1,02	0,99		1,17	1,23	1,12	1,01
7 100			1,12	1,04	1,02			1,23	1,15	1,04
8 000			1,14	1,06	1,04			1,23	1,18	1,06
9 000			1,14	1,08	1,07			1,23	1,21	1,09
10 000			1,14	1,10	1,09			1,23	1,23	1,11
11 200				1,12	1,12				1,23	1,14
12 500				1,14	1,15				1,23	1,17

Power ratings
Section A

Table 9b

Faster shaft speed	Rated power per belt for small pulley datum diameter [mm]											Additional power per belt for speed ratio			
	80	85	90	95	100	106	112	118	125	132	140	1,00 to 1,05	1,06 to 1,24	1,25 to 1,59	> 1,59
r/min	kW											kW			
100	0,19	0,21	0,23	0,25	0,27	0,29	0,32	0,34	0,37	0,40	0,43	0,00	0,01	0,02	0,02
200	0,33	0,37	0,41	0,45	0,49	0,53	0,58	0,62	0,67	0,73	0,78	0,00	0,02	0,04	0,05
300	0,47	0,52	0,58	0,63	0,69	0,75	0,82	0,88	0,96	1,03	1,11	0,01	0,03	0,05	0,07
400	0,59	0,66	0,73	0,80	0,87	0,96	1,04	1,12	1,22	1,32	1,43	0,01	0,04	0,07	0,09
500	0,70	0,79	0,88	0,96	1,05	1,15	1,26	1,36	1,48	1,59	1,73	0,01	0,05	0,09	0,11
600	0,81	0,91	1,02	1,12	1,22	1,34	1,46	1,58	1,72	1,86	2,02	0,01	0,06	0,11	0,14
700	0,91	1,03	1,15	1,27	1,38	1,52	1,66	1,80	1,96	2,11	2,29	0,02	0,07	0,13	0,16
720	0,93	1,05	1,17	1,29	1,41	1,56	1,70	1,84	2,00	2,16	2,35	0,02	0,08	0,13	0,16
800	1,01	1,14	1,28	1,41	1,54	1,70	1,85	2,01	2,18	2,36	2,56	0,02	0,08	0,15	0,18
900	1,10	1,25	1,40	1,54	1,69	1,86	2,04	2,21	2,41	2,60	2,82	0,02	0,09	0,16	0,20
960	1,16	1,31	1,47	1,63	1,78	1,96	2,14	2,33	2,53	2,74	2,98	0,02	0,10	0,18	0,22
1 000	1,19	1,36	1,52	1,68	1,84	2,03	2,22	2,40	2,62	2,83	3,08	0,02	0,10	0,18	0,23
1 100	1,28	1,46	1,63	1,81	1,98	2,19	2,39	2,59	2,83	3,06	3,32	0,03	0,11	0,20	0,25
1 200	1,36	1,55	1,74	1,93	2,12	2,34	2,56	2,78	3,03	3,28	3,56	0,03	0,13	0,22	0,27
1 300	1,44	1,65	1,85	2,05	2,25	2,49	2,72	2,96	3,23	3,49	3,80	0,03	0,14	0,24	0,29
1 400	1,52	1,74	1,95	2,17	2,38	2,63	2,88	3,13	3,42	3,70	4,02	0,03	0,15	0,26	0,32
1 440	1,55	1,77	1,99	2,21	2,43	2,69	2,95	3,20	3,49	3,78	4,11	0,03	0,15	0,26	0,33
1 500	1,59	1,83	2,05	2,28	2,51	2,77	3,04	3,30	3,60	3,90	4,24	0,03	0,16	0,27	0,34
1 600	1,67	1,91	2,15	2,39	2,63	2,91	3,19	3,46	3,78	4,09	4,45	0,04	0,17	0,29	0,36
1 700	1,74	1,99	2,25	2,50	2,75	3,04	3,33	3,62	3,95	4,28	4,65	0,04	0,18	0,31	0,39
1 800	1,80	2,07	2,34	2,60	2,86	3,17	3,47	3,78	4,12	4,46	4,85	0,04	0,19	0,33	0,41
1 900	1,87	2,15	2,42	2,70	2,97	3,29	3,61	3,92	4,29	4,64	5,04	0,04	0,20	0,35	0,43
2 000	1,93	2,22	2,51	2,80	3,08	3,41	3,74	4,07	4,44	4,81	5,22	0,05	0,21	0,37	0,45
2 100	1,99	2,29	2,59	2,89	3,18	3,53	3,87	4,21	4,59	4,97	5,39	0,05	0,22	0,38	0,48
2 200	2,04	2,36	2,67	2,98	3,28	3,64	3,99	4,34	4,74	5,13	5,56	0,05	0,23	0,40	0,50
2 300	2,10	2,42	2,75	3,06	3,38	3,75	4,11	4,47	4,88	5,28	5,72	0,05	0,24	0,42	0,52
2 400	2,15	2,49	2,82	3,15	3,47	3,85	4,22	4,59	5,01	5,42	5,87	0,05	0,25	0,44	0,54
2 500	2,20	2,55	2,89	3,22	3,56	3,95	4,33	4,71	5,14	5,55	6,02	0,06	0,26	0,46	0,57
2 600	2,24	2,60	2,95	3,30	3,64	4,04	4,44	4,82	5,26	5,68	6,15	0,06	0,27	0,48	0,59
2 700	2,29	2,66	3,02	3,37	3,72	4,13	4,53	4,93	5,37	5,80	6,28	0,06	0,28	0,49	0,61
2 800	2,33	2,71	3,08	3,44	3,80	4,22	4,63	5,03	5,48	5,92	6,40	0,06	0,29	0,51	0,63
2 880	2,36	2,75	3,12	3,49	3,86	4,28	4,70	5,10	5,56	6,00	6,49	0,07	0,30	0,53	0,65
2 900	2,37	2,76	3,14	3,51	3,87	4,30	4,72	5,12	5,58	6,02	6,51	0,07	0,30	0,53	0,66
3 000	2,41	2,80	3,19	3,57	3,94	4,38	4,80	5,21	5,67	6,12	6,61	0,07	0,31	0,55	0,68
3 100	2,44	2,85	3,24	3,63	4,01	4,45	4,88	5,29	5,76	6,21	6,70	0,07	0,32	0,57	0,70
3 200	2,47	2,89	3,29	3,68	4,07	4,51	4,95	5,37	5,84	6,29	6,78	0,07	0,33	0,59	0,72
3 300	2,50	2,92	3,33	3,73	4,12	4,58	5,02	5,44	5,92	6,37	6,86	0,08	0,34	0,60	0,75
3 400	2,53	2,96	3,37	3,78	4,18	4,64	5,08	5,51	5,98	6,43	6,92	0,08	0,36	0,62	0,77
3 500	2,55	2,99	3,41	3,82	4,22	4,69	5,14	5,56	6,04	6,49	6,98	0,08	0,37	0,64	0,79
3 600	2,58	3,02	3,45	3,86	4,27	4,74	5,19	5,62	6,09	6,54	7,02	0,08	0,38	0,66	0,82
3 700	2,60	3,04	3,48	3,90	4,31	4,78	5,23	5,66	6,14	6,58	7,05	0,08	0,39	0,68	0,84
3 800	2,61	3,06	3,50	3,93	4,34	4,82	5,27	5,70	6,17	6,61	7,08	0,09	0,40	0,70	0,86
3 900	2,63	3,08	3,53	3,96	4,37	4,85	5,30	5,73	6,20	6,64	7,09	0,09	0,41	0,71	0,88
4 000	2,64	3,10	3,55	3,98	4,40	4,88	5,33	5,76	6,22	6,65	7,09	0,09	0,42	0,73	0,91
4 100	2,64	3,11	3,57	4,00	4,42	4,90	5,35	5,77	6,23	6,65	–	0,09	0,43	0,75	0,93
4 200	2,65	3,12	3,58	4,02	4,43	4,91	5,36	5,78	6,24	–	–	0,10	0,44	0,77	0,95
4 300	2,65	3,13	3,59	4,03	4,45	4,92	5,37	5,79	–	–	–	0,10	0,45	0,79	0,97
4 400	–	3,13	3,59	4,03	4,45	4,93	5,37	–	–	–	–	0,10	0,46	0,81	1,00
4 500	–	–	3,59	4,04	4,45	–	–	–	–	–	–	0,10	0,47	0,82	1,02

Power ratings
Section B

Table 9c

1

Faster shaft speed	Rated power per belt for small pulley datum diameter [mm]									Additional power per belt for speed ratio			
	125	132	140	150	160	170	180	190	200	1,00 to 1,05	1,06 to 1,24	1,25 to 1,59	> 1,59
r/min	kW									kW			
100	0,47	0,51	0,56	0,63	0,69	0,75	0,81	0,87	0,93	0,01	0,02	0,04	0,05
200	0,84	0,92	1,02	1,14	1,25	1,37	1,48	1,60	1,71	0,01	0,05	0,08	0,11
300	1,18	1,30	1,43	1,60	1,77	1,93	2,10	2,26	2,43	0,02	0,07	0,13	0,16
400	1,49	1,64	1,82	2,03	2,25	2,47	2,68	2,89	3,10	0,02	0,09	0,17	0,21
500	1,78	1,97	2,18	2,45	2,71	2,97	3,23	3,49	3,75	0,03	0,12	0,21	0,26
600	2,05	2,27	2,52	2,84	3,15	3,45	3,76	4,06	4,36	0,03	0,14	0,25	0,32
700	2,31	2,57	2,85	3,21	3,57	3,92	4,26	4,61	4,95	0,04	0,17	0,29	0,37
720	2,36	2,62	2,92	3,28	3,65	4,01	4,36	4,72	5,07	0,04	0,17	0,30	0,38
800	2,56	2,85	3,17	3,57	3,97	4,36	4,75	5,13	5,52	0,04	0,19	0,34	0,42
900	2,80	3,12	3,47	3,91	4,35	4,79	5,22	5,64	6,06	0,05	0,21	0,38	0,47
960	2,94	3,27	3,65	4,11	4,58	5,03	5,49	5,93	6,37	0,05	0,23	0,40	0,50
1 000	3,03	3,37	3,76	4,25	4,72	5,20	5,66	6,12	6,58	0,05	0,24	0,42	0,53
1 100	3,24	3,62	4,04	4,56	5,08	5,59	6,09	6,59	7,08	0,06	0,26	0,46	0,58
1 200	3,45	3,85	4,31	4,87	5,42	5,96	6,50	7,03	7,55	0,06	0,28	0,50	0,63
1 300	3,65	4,08	4,56	5,16	5,74	6,32	6,89	7,45	8,00	0,07	0,31	0,55	0,68
1 400	3,84	4,29	4,80	5,43	6,05	6,66	7,26	7,85	8,43	0,07	0,33	0,59	0,74
1 440	3,91	4,37	4,90	5,54	6,17	6,80	7,41	8,01	8,59	0,07	0,34	0,60	0,76
1 500	4,02	4,49	5,03	5,70	6,35	6,99	7,62	8,23	8,83	0,08	0,36	0,63	0,79
1 600	4,19	4,69	5,25	5,95	6,63	7,30	7,95	8,59	9,21	0,08	0,38	0,67	0,84
1 700	4,35	4,87	5,46	6,19	6,90	7,59	8,26	8,92	9,56	0,09	0,40	0,71	0,89
1 800	4,50	5,04	5,66	6,41	7,14	7,86	8,56	9,23	9,89	0,09	0,43	0,76	0,95
1 900	4,64	5,21	5,84	6,62	7,38	8,11	8,83	9,52	10,19	0,10	0,45	0,80	1,00
2 000	4,77	5,36	6,02	6,82	7,59	8,35	9,08	9,78	10,46	0,10	0,47	0,84	1,05
2 100	4,89	5,50	6,18	7,00	7,80	8,56	9,31	10,02	10,70	0,11	0,50	0,88	1,10
2 200	5,01	5,63	6,32	7,17	7,98	8,76	9,51	10,23	10,92	0,11	0,52	0,92	1,16
2 300	5,11	5,75	6,46	7,32	8,14	8,94	9,69	10,42	11,10	0,12	0,54	0,97	1,21
2 400	5,20	5,86	6,58	7,45	8,29	9,09	9,85	10,57	11,25	0,12	0,57	1,01	1,26
2 500	5,29	5,95	6,69	7,57	8,42	9,22	9,98	10,70	11,37	0,13	0,59	1,05	1,31
2 600	5,36	6,03	6,78	7,68	8,53	9,34	10,09	10,80	11,45	0,13	0,62	1,09	1,37
2 700	5,42	6,11	6,86	7,77	8,62	9,42	10,17	10,87	11,50	0,14	0,64	1,13	1,42
2 800	5,47	6,17	6,93	7,84	8,69	9,49	10,23	10,90	11,51	0,14	0,66	1,18	1,47
2 880	5,50	6,20	6,97	7,88	8,73	9,52	10,25	10,91	–	0,15	0,68	1,21	1,51
2 900	5,51	6,21	6,98	7,89	8,74	9,53	10,25	–	–	0,15	0,69	1,22	1,53
3 000	5,54	6,25	7,02	7,93	8,77	9,55	–	–	–	0,15	0,71	1,26	1,58
3 100	5,56	6,27	7,04	7,95	8,78	–	–	–	–	0,16	0,73	1,30	1,63
3 200	5,56	6,27	7,05	–	–	–	–	–	–	0,16	0,76	1,34	1,68

Power ratings

Section C

Table 9d

Faster shaft speed	Rated power per belt for small pulley datum diameter [mm]											Additional power per belt for speed ratio			
	224	236	250	265	280	300	315	335	355	375	400	1,00 to 1,05	1,06 to 1,24	1,25 to 1,59	> 1,59
r/min	kW											kW			
100	1,51	1,63	1,77	1,92	2,06	2,26	2,40	2,60	2,79	2,98	3,22	0,01	0,06	0,11	0,14
200	2,75	2,97	3,23	3,51	3,78	4,14	4,42	4,78	5,14	5,49	5,93	0,02	0,12	0,22	0,29
300	3,87	4,19	4,56	4,96	5,36	5,88	6,27	6,79	7,30	7,81	8,44	0,04	0,17	0,33	0,43
400	4,92	5,33	5,81	6,32	6,83	7,51	8,01	8,67	9,32	9,97	10,78	0,05	0,23	0,43	0,58
500	5,90	6,41	6,99	7,61	8,22	9,04	9,64	10,44	11,23	12,00	12,97	0,06	0,29	0,54	0,72
600	6,83	7,42	8,10	8,82	9,54	10,48	11,18	12,10	13,01	13,91	15,01	0,07	0,35	0,65	0,87
700	7,71	8,38	9,15	9,97	10,78	11,84	12,63	13,66	14,68	15,68	16,90	0,08	0,41	0,76	1,01
720	7,88	8,57	9,36	10,19	11,02	12,11	12,91	13,96	15,00	16,02	17,26	0,09	0,42	0,78	1,04
800	8,54	9,29	10,15	11,05	11,95	13,12	13,99	15,12	16,23	17,31	18,64	0,10	0,46	0,87	1,16
900	9,33	10,14	11,08	12,07	13,04	14,31	15,25	16,47	17,65	18,81	20,21	0,11	0,52	0,98	1,30
960	9,78	10,63	11,61	12,65	13,66	14,99	15,96	17,22	18,44	19,63	21,06	0,12	0,56	1,04	1,39
1 000	10,06	10,94	11,95	13,02	14,06	15,42	16,41	17,70	18,94	20,15	21,60	0,12	0,58	1,09	1,44
1 100	10,75	11,69	12,77	13,89	15,00	16,42	17,46	18,81	20,10	21,33	22,80	0,13	0,64	1,19	1,59
1 200	11,39	12,38	13,52	14,70	15,85	17,34	18,41	19,79	21,10	22,35	23,80	0,15	0,70	1,30	1,73
1 300	11,98	13,02	14,20	15,43	16,62	18,15	19,24	20,64	21,95	23,18	24,59	0,16	0,75	1,41	1,88
1 400	12,51	13,59	14,81	16,08	17,30	18,85	19,95	21,34	22,63	23,82	25,16	0,17	0,81	1,52	2,02
1 440	12,71	13,80	15,04	16,32	17,55	19,10	20,20	21,58	22,86	24,02	25,32	0,17	0,83	1,56	2,08
1 500	12,99	14,10	15,36	16,65	17,89	19,44	20,54	21,90	23,14	24,26	25,48	0,18	0,87	1,63	2,17
1 600	13,41	14,55	15,83	17,14	18,38	19,92	20,99	22,30	23,47	24,49	25,55	0,19	0,93	1,74	2,31
1 700	13,78	14,94	16,23	17,53	18,76	20,27	21,30	22,54	23,60	24,50	–	0,21	0,98	1,85	2,45
1 800	14,09	15,25	16,54	17,84	19,04	20,49	21,47	22,60	–	–	–	0,22	1,04	1,95	2,60
1 900	14,33	15,49	16,77	18,04	19,21	20,58	21,48	–	–	–	–	0,23	1,10	2,06	2,74
2 000	14,51	15,66	16,92	18,15	19,26	–	–	–	–	–	–	0,24	1,16	2,17	2,89
2 100	14,62	15,75	16,98	18,15	–	–	–	–	–	–	–	0,25	1,22	2,28	3,03
2 200	14,66	15,77	–	–	–	–	–	–	–	–	–	0,27	1,27	2,39	3,18

■ For speeds exceeding 33 m/s, SKF recommends using dynamically balanced pulleys made of steel.

Power ratings

Section D

Table 9e

Faster shaft speed	Rated power per belt for small pulley datum diameter [mm]												Additional power per belt for speed ratio				
	355	375	400	425	450	475	500	530	560	630	710	800	1 000	1,00 to 1,05	1,06 to 1,24	1,25 to 1,59	> 1,59
r/min	kW												kW				
100	4,26	4,62	5,06	5,50	5,93	6,37	6,80	7,32	7,83	9,02	10,36	11,85	15,11	0,03	0,17	0,32	0,42
200	7,72	8,38	9,21	10,03	10,84	11,65	12,45	13,41	14,36	16,56	19,03	21,75	27,62	0,07	0,33	0,63	0,85
300	10,84	11,79	12,96	14,13	15,29	16,44	17,58	18,93	20,28	23,36	26,79	30,54	38,43	0,10	0,50	0,95	1,27
400	13,70	14,91	16,41	17,90	19,37	20,82	22,26	23,96	25,64	29,47	33,68	38,21	47,37	0,14	0,67	1,26	1,69
500	16,32	17,78	19,58	21,35	23,09	24,81	26,51	28,50	30,46	34,88	39,64	44,63	54,12	0,17	0,84	1,58	2,11
600	18,73	20,40	22,46	24,48	26,46	28,40	30,30	32,53	34,69	39,50	44,56	49,63	58,31	0,21	1,00	1,89	2,54
700	20,91	22,77	25,05	27,27	29,44	31,55	33,60	35,99	38,28	43,27	48,30	53,02	59,53	0,24	1,17	2,21	2,96
800	22,85	24,87	27,33	29,71	32,02	34,24	36,38	38,84	41,17	46,08	50,73	54,61	–	0,28	1,34	2,52	3,38
900	24,55	26,69	29,28	31,77	34,16	36,43	38,59	41,03	43,29	47,85	51,71	–	–	0,31	1,51	2,84	3,81
1 000	25,98	28,21	30,89	33,42	35,82	38,08	40,18	42,50	44,58	48,46	–	–	–	0,35	1,67	3,16	4,23
1 100	27,14	29,42	32,12	34,64	36,98	39,14	41,10	43,18	44,95	–	–	–	–	0,38	1,84	3,47	4,65
1 200	28,00	30,28	32,95	35,39	37,60	39,57	41,29	–	–	–	–	–	–	0,42	2,01	3,79	5,07
1 300	28,55	30,79	33,35	35,64	37,63	–	–	–	–	–	–	–	–	0,45	2,17	4,10	5,50
1 400	28,78	30,92	–	–	–	–	–	–	–	–	–	–	–	0,49	2,34	4,42	5,92
1 500	–	–	–	–	–	–	–	–	–	–	–	–	–	0,52	2,51	4,73	6,34

■ For speeds exceeding 33 m/s, SKF recommends using dynamically balanced pulleys made of steel.

Faster shaft speed	Rated power per belt for small pulley datum diameter [mm]												Additional power per belt for speed ratio			
	67	71	75	80	85	90	95	100	112	125	132	140	1,00 to 1,05	1,06 to 1,24	1,25 to 1,59	> 1,59
r/min	kW												kW			
100	0,11	0,13	0,14	0,16	0,17	0,19	0,21	0,22	0,26	0,31	0,33	0,36	–	0,01	0,01	0,01
500	0,45	0,51	0,57	0,65	0,72	0,80	0,87	0,95	1,13	1,32	1,42	1,54	0,01	0,03	0,06	0,06
720	0,61	0,69	0,78	0,89	0,99	1,10	1,20	1,31	1,56	1,82	1,97	2,13	0,01	0,05	0,08	0,09
800	0,66	0,76	0,85	0,97	1,09	1,20	1,32	1,43	1,71	2,00	2,16	2,34	0,01	0,05	0,09	0,10
900	0,73	0,83	0,94	1,07	1,20	1,33	1,46	1,59	1,89	2,22	2,40	2,60	0,01	0,06	0,10	0,11
960	0,77	0,88	0,99	1,13	1,27	1,41	1,54	1,68	2,00	2,35	2,54	2,75	0,02	0,07	0,11	0,12
1000	0,79	0,91	1,03	1,17	1,31	1,46	1,60	1,74	2,08	2,44	2,63	2,85	0,02	0,07	0,11	0,13
1100	0,86	0,98	1,11	1,27	1,42	1,58	1,74	1,89	2,26	2,65	2,86	3,10	0,02	0,08	0,12	0,14
1200	0,92	1,06	1,19	1,36	1,53	1,70	1,87	2,04	2,43	2,86	3,08	3,34	0,02	0,08	0,13	0,15
1300	0,98	1,13	1,28	1,46	1,64	1,82	2,00	2,18	2,61	3,06	3,30	3,58	0,02	0,09	0,14	0,17
1400	1,04	1,20	1,35	1,55	1,75	1,94	2,13	2,32	2,78	3,26	3,52	3,81	0,02	0,10	0,15	0,18
1440	1,06	1,22	1,39	1,59	1,79	1,99	2,18	2,38	2,84	3,34	3,61	3,90	0,02	0,10	0,16	0,18
1500	1,10	1,27	1,43	1,64	1,85	2,05	2,26	2,46	2,94	3,46	3,73	4,04	0,02	0,10	0,17	0,19
1600	1,15	1,33	1,51	1,73	1,95	2,17	2,38	2,60	3,11	3,65	3,94	4,27	0,03	0,11	0,18	0,20
1700	1,21	1,40	1,59	1,82	2,05	2,28	2,51	2,73	3,27	3,84	4,15	4,49	0,03	0,12	0,19	0,22
1800	1,26	1,46	1,66	1,90	2,15	2,39	2,63	2,87	3,43	4,03	4,35	4,71	0,03	0,12	0,20	0,23
1900	1,32	1,52	1,73	1,99	2,24	2,50	2,75	3,00	3,59	4,21	4,55	4,92	0,03	0,13	0,21	0,24
2000	1,37	1,59	1,80	2,07	2,34	2,60	2,87	3,13	3,74	4,39	4,74	5,13	0,03	0,14	0,22	0,26
2100	1,42	1,65	1,87	2,15	2,43	2,71	2,98	3,25	3,89	4,57	4,93	5,33	0,03	0,14	0,23	0,27
2200	1,47	1,71	1,94	2,23	2,52	2,81	3,09	3,38	4,04	4,74	5,11	5,53	0,03	0,15	0,24	0,28
2300	1,52	1,77	2,01	2,31	2,61	2,91	3,21	3,50	4,19	4,91	5,30	5,73	0,04	0,16	0,25	0,29
2400	1,57	1,82	2,08	2,39	2,70	3,01	3,31	3,62	4,33	5,08	5,47	5,92	0,04	0,16	0,27	0,31
2500	1,61	1,88	2,14	2,47	2,79	3,11	3,42	3,73	4,47	5,24	5,65	6,10	0,04	0,17	0,28	0,32
2600	1,66	1,93	2,20	2,54	2,87	3,20	3,53	3,85	4,60	5,40	5,81	6,28	0,04	0,18	0,29	0,33
2700	1,70	1,99	2,27	2,61	2,96	3,30	3,63	3,96	4,74	5,55	5,98	6,45	0,04	0,18	0,30	0,34
2800	1,75	2,04	2,33	2,69	3,04	3,39	3,73	4,07	4,87	5,70	6,14	6,62	0,04	0,19	0,31	0,36
2880	1,78	2,08	2,38	2,74	3,10	3,46	3,81	4,16	4,97	5,82	6,26	6,76	0,05	0,20	0,32	0,37
2900	1,79	2,09	2,39	2,76	3,12	3,48	3,83	4,18	5,00	5,85	6,29	6,79	0,05	0,20	0,32	0,37
3000	1,83	2,14	2,45	2,83	3,20	3,57	3,93	4,29	5,12	5,99	6,45	6,95	0,05	0,21	0,33	0,38
3100	1,87	2,19	2,51	2,89	3,27	3,65	4,02	4,39	5,24	6,13	6,59	7,10	0,05	0,21	0,34	0,40
3200	1,91	2,24	2,56	2,96	3,35	3,74	4,12	4,49	5,36	6,27	6,73	7,25	0,05	0,22	0,35	0,41
3300	1,95	2,29	2,62	3,02	3,42	3,82	4,21	4,59	5,48	6,40	6,87	7,39	0,05	0,23	0,36	0,42
3400	1,99	2,33	2,67	3,09	3,50	3,90	4,30	4,68	5,59	6,52	7,00	7,53	0,05	0,23	0,38	0,43
3500	2,03	2,38	2,72	3,15	3,57	3,98	4,38	4,78	5,70	6,64	7,13	7,66	0,06	0,24	0,39	0,45
3600	2,06	2,42	2,77	3,21	3,63	4,05	4,47	4,87	5,80	6,76	7,25	7,78	0,06	0,25	0,40	0,46
3700	2,10	2,46	2,82	3,27	3,70	4,13	4,55	4,96	5,90	6,87	7,36	7,90	0,06	0,25	0,41	0,47
3800	2,13	2,50	2,87	3,32	3,77	4,20	4,63	5,04	6,00	6,98	7,47	8,01	0,06	0,26	0,42	0,48
3900	2,17	2,55	2,92	3,38	3,83	4,27	4,70	5,13	6,10	7,08	7,58	8,11	0,06	0,27	0,43	0,50
4000	2,20	2,58	2,97	3,43	3,89	4,34	4,78	5,21	6,19	7,18	7,67	8,21	0,06	0,27	0,44	0,51
4200	2,26	2,66	3,05	3,54	4,01	4,47	4,92	5,36	6,36	7,36	7,85	8,39	0,07	0,29	0,46	0,54
4400	2,31	2,73	3,14	3,63	4,12	4,59	5,05	5,50	6,51	7,52	8,01	8,53	0,07	0,30	0,49	0,56
4600	2,37	2,79	3,21	3,72	4,22	4,70	5,17	5,63	6,65	7,65	8,14	8,65	0,07	0,32	0,51	0,59
4800	2,41	2,85	3,28	3,81	4,32	4,81	5,29	5,75	6,78	7,77	8,25	8,74	0,08	0,33	0,53	0,61
5000	2,46	2,91	3,35	3,88	4,40	4,90	5,39	5,85	6,88	7,86	8,32	8,80	0,08	0,34	0,55	0,64
5200	2,49	2,96	3,41	3,95	4,48	4,99	5,47	5,94	6,97	7,93	8,38	8,82	0,08	0,36	0,57	0,66
5400	2,53	3,00	3,46	4,01	4,55	5,06	5,55	6,02	7,04	7,97	8,40	–	0,09	0,37	0,60	0,69
5600	2,56	3,04	3,50	4,07	4,61	5,13	5,62	6,08	7,09	7,99	–	–	0,09	0,38	0,62	0,71
5800	2,58	3,07	3,54	4,11	4,66	5,18	5,67	6,14	7,12	–	–	–	0,09	0,40	0,64	0,74
6000	2,60	3,10	3,58	4,15	4,70	5,22	5,71	6,17	7,14	–	–	–	0,09	0,41	0,66	0,77
6200	2,62	3,12	3,60	4,18	4,73	5,25	5,74	6,19	–	–	–	–	0,10	0,42	0,69	0,79
6400	2,62	3,13	3,62	4,21	4,76	5,27	5,76	6,20	–	–	–	–	0,10	0,44	0,71	0,82
6600	2,63	3,14	3,64	4,22	4,77	5,28	5,76	–	–	–	–	–	0,10	0,45	0,73	0,84
6800	–	3,14	3,64	4,23	4,77	–	–	–	–	–	–	–	0,11	0,47	0,75	0,87

■ For speeds exceeding 33 m/s, SKF recommends using dynamically balanced pulleys made of steel.

Table 9g

Faster shaft speed	Rated power per belt for small pulley datum diameter [mm]													Additional power per belt for speed ratio			
	90	95	100	106	112	118	125	132	140	150	160	180	200	1.00 to 1.05	1.06 to 1.24	1.25 to 1.59	> 1.59
r/min	kW													kW			
100	0.25	0.28	0.31	0.35	0.38	0.42	0.46	0.50	0.55	0.61	0.67	0.79	0.90	–	0.02	0.03	0.03
200	0.45	0.51	0.57	0.64	0.71	0.78	0.86	0.94	1.03	1.14	1.25	1.48	1.70	0.01	0.04	0.05	0.06
300	0.64	0.72	0.81	0.91	1.01	1.11	1.23	1.34	1.48	1.64	1.81	2.14	2.46	0.01	0.05	0.08	0.09
400	0.81	0.92	1.03	1.16	1.30	1.43	1.58	1.73	1.91	2.13	2.34	2.77	3.19	0.02	0.07	0.11	0.12
500	0.97	1.11	1.24	1.41	1.57	1.73	1.92	2.11	2.33	2.59	2.86	3.38	3.91	0.02	0.09	0.14	0.15
600	1.13	1.29	1.45	1.65	1.84	2.03	2.25	2.48	2.73	3.05	3.36	3.98	4.60	0.03	0.11	0.16	0.18
700	1.28	1.46	1.65	1.87	2.10	2.32	2.58	2.83	3.13	3.49	3.85	4.57	5.27	0.03	0.13	0.19	0.21
720	1.31	1.50	1.69	1.92	2.15	2.38	2.64	2.90	3.20	3.58	3.95	4.68	5.41	0.03	0.13	0.20	0.22
800	1.42	1.63	1.84	2.10	2.35	2.60	2.89	3.18	3.51	3.92	4.33	5.14	5.93	0.03	0.14	0.22	0.24
900	1.56	1.80	2.03	2.31	2.59	2.87	3.20	3.52	3.89	4.34	4.80	5.69	6.58	0.04	0.16	0.24	0.27
960	1.64	1.89	2.14	2.44	2.74	3.03	3.38	3.72	4.11	4.59	5.07	6.02	6.96	0.04	0.17	0.26	0.29
1 000	1.69	1.95	2.21	2.52	2.83	3.14	3.50	3.85	4.26	4.76	5.25	6.24	7.21	0.04	0.18	0.27	0.30
1 100	1.82	2.11	2.39	2.73	3.07	3.40	3.79	4.18	4.62	5.16	5.70	6.77	7.82	0.05	0.20	0.30	0.33
1 200	1.95	2.26	2.57	2.93	3.30	3.66	4.08	4.49	4.97	5.56	6.14	7.29	8.42	0.05	0.21	0.33	0.36
1 300	2.07	2.40	2.73	3.13	3.52	3.91	4.36	4.81	5.31	5.94	6.57	7.80	9.00	0.06	0.23	0.35	0.39
1 400	2.19	2.55	2.90	3.32	3.74	4.15	4.63	5.11	5.65	6.32	6.98	8.29	9.57	0.06	0.25	0.38	0.42
1 440	2.24	2.60	2.96	3.39	3.82	4.25	4.74	5.23	5.78	6.47	7.15	8.48	9.79	0.06	0.26	0.39	0.43
1 500	2.31	2.68	3.06	3.51	3.95	4.39	4.90	5.41	5.98	6.69	7.39	8.77	10.12	0.06	0.27	0.41	0.45
1 600	2.42	2.82	3.21	3.69	4.16	4.62	5.16	5.70	6.30	7.05	7.79	9.24	10.65	0.07	0.29	0.44	0.48
1 700	2.53	2.95	3.37	3.86	4.36	4.85	5.42	5.98	6.62	7.40	8.18	9.70	11.17	0.07	0.30	0.46	0.51
1 800	2.63	3.08	3.51	4.04	4.56	5.07	5.67	6.26	6.92	7.74	8.55	10.14	11.67	0.08	0.32	0.49	0.54
1 900	2.74	3.20	3.66	4.21	4.75	5.29	5.91	6.53	7.22	8.08	8.92	10.56	12.15	0.08	0.34	0.52	0.57
2 000	2.83	3.32	3.80	4.37	4.94	5.50	6.15	6.79	7.51	8.40	9.28	10.98	12.61	0.09	0.36	0.54	0.60
2 100	2.93	3.43	3.93	4.53	5.12	5.70	6.38	7.04	7.79	8.72	9.62	11.38	13.05	0.09	0.38	0.57	0.63
2 200	3.02	3.55	4.07	4.68	5.30	5.90	6.60	7.29	8.07	9.02	9.95	11.76	13.48	0.09	0.39	0.60	0.66
2 300	3.11	3.65	4.19	4.83	5.47	6.10	6.82	7.53	8.33	9.32	10.28	12.13	13.88	0.10	0.41	0.63	0.69
2 400	3.20	3.76	4.32	4.98	5.64	6.28	7.03	7.76	8.59	9.60	10.58	12.48	14.26	0.10	0.43	0.65	0.72
2 500	3.28	3.86	4.44	5.12	5.80	6.47	7.23	7.99	8.84	9.87	10.88	12.81	14.62	0.11	0.45	0.68	0.75
2 600	3.36	3.96	4.55	5.26	5.95	6.64	7.43	8.21	9.08	10.14	11.17	13.13	14.96	0.11	0.47	0.71	0.78
2 700	3.43	4.05	4.66	5.39	6.11	6.81	7.62	8.42	9.31	10.39	11.44	13.43	15.27	0.12	0.48	0.73	0.81
2 800	3.50	4.14	4.77	5.52	6.25	6.97	7.80	8.62	9.53	10.63	11.70	13.71	15.56	0.12	0.50	0.76	0.84
2 880	3.56	4.21	4.85	5.61	6.36	7.10	7.94	8.77	9.69	10.81	11.89	13.92	15.77	0.12	0.52	0.78	0.87
2 900	3.57	4.23	4.87	5.64	6.39	7.13	7.98	8.81	9.74	10.86	11.94	13.98	15.83	0.12	0.52	0.79	0.87
3 000	3.64	4.31	4.97	5.75	6.52	7.28	8.15	8.99	9.94	11.08	12.17	14.22	16.07	0.13	0.54	0.82	0.90
3 100	3.70	4.39	5.06	5.87	6.65	7.43	8.31	9.17	10.13	11.28	12.39	14.44	16.28	0.13	0.55	0.84	0.93
3 200	3.75	4.46	5.15	5.97	6.78	7.56	8.46	9.34	10.31	11.47	12.59	14.65	16.47	0.14	0.57	0.87	0.96
3 300	3.81	4.53	5.24	6.07	6.89	7.69	8.61	9.49	10.48	11.65	12.78	14.83	16.63	0.14	0.59	0.90	0.99
3 400	3.86	4.59	5.32	6.17	7.00	7.82	8.74	9.64	10.63	11.82	12.95	15.00	16.76	0.15	0.61	0.92	1.02
3 500	3.91	4.66	5.39	6.26	7.11	7.93	8.87	9.78	10.78	11.98	13.10	15.14	16.86	0.15	0.63	0.95	1.06
3 600	3.95	4.71	5.46	6.34	7.20	8.04	8.99	9.91	10.92	12.12	13.24	15.26	16.94	0.15	0.64	0.98	1.09
3 700	3.99	4.77	5.53	6.42	7.29	8.14	9.10	10.03	11.04	12.24	13.37	15.36	16.98	0.16	0.66	1.01	1.12
3 800	4.02	4.81	5.59	6.50	7.38	8.24	9.21	10.14	11.16	12.36	13.47	15.43	16.99	0.16	0.68	1.03	1.15
3 900	4.06	4.86	5.64	6.56	7.46	8.32	9.30	10.24	11.26	12.46	13.56	15.48	–	0.17	0.70	1.06	1.18
4 000	4.08	4.90	5.69	6.62	7.53	8.40	9.38	10.33	11.35	12.54	13.63	15.51	–	0.17	0.72	1.09	1.21
4 100	4.11	4.93	5.74	6.68	7.59	8.47	9.46	10.40	11.42	12.61	13.69	15.51	–	0.18	0.73	1.12	1.24
4 200	4.13	4.96	5.78	6.73	7.65	8.54	9.53	10.47	11.49	12.66	13.72	–	–	0.18	0.75	1.14	1.27
4 300	4.14	4.99	5.81	6.77	7.70	8.59	9.58	10.53	11.54	12.70	13.74	–	–	0.18	0.77	1.17	1.30
4 400	4.15	5.01	5.84	6.81	7.74	8.64	9.63	10.57	11.58	12.72	–	–	–	0.19	0.79	1.20	1.33
4 500	4.16	5.02	5.86	6.84	7.78	8.67	9.67	10.60	11.60	12.73	–	–	–	0.19	0.81	1.22	1.36
4 600	4.16	5.03	5.88	6.86	7.80	8.70	9.69	10.63	11.61	–	–	–	–	0.20	0.82	1.25	1.39
4 700	–	5.04	5.89	6.88	7.82	8.72	9.71	10.64	–	–	–	–	–	0.20	0.84	1.28	1.42
4 800	–	5.04	5.90	6.89	7.83	8.73	9.72	–	–	–	–	–	–	0.21	0.86	1.31	1.45
4 900	–	–	–	6.89	7.84	8.73	–	–	–	–	–	–	–	0.21	0.88	1.33	1.48

■ For speeds exceeding 33 m/s, SKF recommends using dynamically balanced pulleys made of steel.

Power ratings
Section SPB/5V

Table 9h

1

Faster shaft speed	Rated power per belt for small pulley datum diameter [mm]														Additional power per belt for speed ratio			
	140	150	160	170	180	190	200	212	224	236	250	280	315	1,00 to 1,05	1,06 to 1,24	1,25 to 1,59	> 1,59	
	r/min	kW														kW		
100	0,72	0,81	0,90	0,99	1,08	1,17	1,26	1,37	1,48	1,59	1,72	1,98	2,29	0,01	0,03	0,05	0,05	
200	1,31	1,49	1,66	1,84	2,01	2,19	2,36	2,57	2,77	2,98	3,22	3,73	4,32	0,02	0,07	0,09	0,10	
300	1,86	2,12	2,38	2,63	2,89	3,14	3,39	3,69	3,99	4,29	4,64	5,38	6,24	0,03	0,10	0,14	0,15	
400	2,38	2,72	3,05	3,38	3,72	4,05	4,38	4,77	5,16	5,55	6,00	6,97	8,07	0,03	0,13	0,19	0,20	
500	2,87	3,29	3,70	4,11	4,52	4,92	5,33	5,81	6,29	6,76	7,32	8,49	9,85	0,04	0,17	0,23	0,25	
600	3,35	3,84	4,33	4,81	5,29	5,77	6,24	6,81	7,38	7,94	8,59	9,97	11,55	0,05	0,20	0,28	0,30	
700	3,81	4,37	4,93	5,49	6,04	6,59	7,13	7,78	8,43	9,07	9,82	11,39	13,20	0,06	0,23	0,33	0,35	
720	3,90	4,48	5,05	5,62	6,18	6,75	7,31	7,97	8,64	9,30	10,06	11,67	13,52	0,06	0,24	0,34	0,36	
800	4,25	4,89	5,52	6,14	6,76	7,38	7,99	8,73	9,45	10,17	11,01	12,77	14,78	0,07	0,27	0,38	0,40	
900	4,68	5,38	6,08	6,78	7,47	8,15	8,83	9,64	10,44	11,24	12,16	14,09	16,29	0,08	0,30	0,42	0,45	
960	4,93	5,67	6,41	7,15	7,88	8,60	9,32	10,17	11,02	11,86	12,83	14,86	17,17	0,08	0,32	0,45	0,48	
1 000	5,09	5,87	6,63	7,39	8,15	8,90	9,64	10,52	11,40	12,26	13,26	15,36	17,74	0,08	0,33	0,47	0,50	
1 100	5,49	6,33	7,17	7,99	8,81	9,62	10,42	11,38	12,32	13,26	14,33	16,58	19,12	0,09	0,37	0,52	0,55	
1 200	5,88	6,78	7,68	8,57	9,45	10,32	11,18	12,20	13,21	14,21	15,36	17,75	20,42	0,10	0,40	0,56	0,60	
1 300	6,25	7,22	8,18	9,13	10,07	11,00	11,91	13,00	14,07	15,13	16,34	18,85	21,64	0,11	0,43	0,61	0,65	
1 400	6,61	7,64	8,66	9,67	10,66	11,65	12,62	13,76	14,89	16,00	17,27	19,90	22,79	0,12	0,47	0,66	0,70	
1 440	6,75	7,81	8,85	9,88	10,90	11,90	12,89	14,06	15,21	16,34	17,63	20,30	23,22	0,12	0,48	0,68	0,72	
1 500	6,96	8,05	9,13	10,19	11,24	12,27	13,29	14,50	15,68	16,84	18,16	20,88	23,84	0,13	0,50	0,70	0,75	
1 600	7,29	8,44	9,58	10,69	11,79	12,87	13,94	15,19	16,42	17,63	18,99	21,79	24,81	0,14	0,53	0,75	0,80	
1 700	7,62	8,82	10,00	11,17	12,32	13,45	14,56	15,86	17,13	18,37	19,78	22,63	25,68	0,14	0,57	0,80	0,85	
1 800	7,92	9,18	10,42	11,63	12,82	13,99	15,14	16,49	17,80	19,07	20,51	23,41	26,45	0,15	0,60	0,84	0,90	
1 900	8,22	9,52	10,81	12,07	13,30	14,51	15,70	17,08	18,42	19,72	21,18	24,10	27,12	0,16	0,63	0,89	0,95	
2 000	8,50	9,85	11,18	12,49	13,76	15,00	16,22	17,63	19,00	20,32	21,80	24,72	27,67	0,17	0,67	0,94	1,00	
2 100	8,76	10,16	11,54	12,88	14,19	15,47	16,71	18,15	19,54	20,87	22,36	25,26	28,12	0,18	0,70	0,98	1,05	
2 200	9,01	10,46	11,87	13,25	14,59	15,90	17,16	18,62	20,03	21,37	22,85	25,71	28,44	0,19	0,73	1,03	1,10	
2 300	9,25	10,74	12,19	13,60	14,97	16,29	17,58	19,06	20,47	21,81	23,28	26,07	28,65	0,19	0,77	1,08	1,15	
2 400	9,47	10,99	12,48	13,92	15,31	16,66	17,96	19,45	20,86	22,19	23,64	26,34	28,72	0,20	0,80	1,13	1,20	
2 500	9,67	11,23	12,75	14,22	15,63	16,99	18,30	19,79	21,20	22,51	23,93	26,51	28,67	0,21	0,83	1,17	1,25	
2 600	9,86	11,46	13,00	14,49	15,92	17,29	18,60	20,09	21,48	22,77	24,15	26,58	-	0,22	0,87	1,22	1,30	
2 700	10,03	11,66	13,23	14,73	16,18	17,55	18,86	20,34	21,71	22,97	24,29	-	-	0,23	0,90	1,27	1,35	
2 800	10,19	11,84	13,43	14,95	16,40	17,78	19,08	20,54	21,88	23,10	24,36	-	-	0,24	0,93	1,31	1,40	
2 880	10,30	11,97	13,57	15,10	16,56	17,93	19,23	20,67	21,98	23,16	-	-	-	0,24	0,96	1,35	1,44	
2 900	10,33	12,00	13,61	15,14	16,59	17,97	19,26	20,69	22,00	23,16	-	-	-	0,25	0,97	1,36	1,45	
3 000	10,45	12,15	13,76	15,30	16,75	18,12	19,39	20,79	22,05	-	-	-	-	0,25	1,00	1,41	1,50	
3 100	10,55	12,27	13,89	15,43	16,88	18,23	19,48	20,84	-	-	-	-	-	0,26	1,03	1,45	1,55	
3 200	10,64	12,36	14,00	15,53	16,97	18,30	19,52	-	-	-	-	-	-	0,27	1,07	1,50	1,60	
3 300	10,71	12,44	14,07	15,60	17,02	18,32	-	-	-	-	-	-	-	0,28	1,10	1,55	1,65	
3 400	10,75	12,49	14,12	15,64	17,04	-	-	-	-	-	-	-	-	0,29	1,13	1,59	1,70	
3 500	10,78	12,52	14,15	15,64	-	-	-	-	-	-	-	-	-	0,30	1,17	1,64	1,75	
3 600	10,79	12,53	-	-	-	-	-	-	-	-	-	-	-	0,30	1,20	1,69	1,80	

■ For speeds exceeding 33 m/s, SKF recommends using dynamically balanced pulleys made of steel.

Table 9i

Faster shaft speed	Rated power per belt for small pulley datum diameter [mm]																	Additional power per belt for speed ratio			
	224	236	250	265	280	300	315	335	355	375	400	425	450	475	500	530	560	1,00 to 1,05	1,06 to 1,24	1,25 to 1,59	> 1,59
r/min	kW																	kW			
100	2,13	2,33	2,57	2,83	3,08	3,42	3,67	4,01	4,34	4,68	5,09	5,50	5,91	6,32	6,73	7,22	7,70	0,03	0,12	0,21	0,27
200	3,85	4,24	4,70	5,18	5,67	6,31	6,79	7,42	8,06	8,69	9,47	10,25	11,02	11,80	12,56	13,48	14,39	0,05	0,24	0,43	0,54
300	5,42	5,99	6,65	7,35	8,06	8,99	9,68	10,60	11,51	12,42	13,56	14,68	15,80	16,91	18,01	19,33	20,63	0,08	0,36	0,64	0,80
400	6,88	7,62	8,48	9,40	10,31	11,51	12,41	13,60	14,79	15,96	17,42	18,87	20,31	21,74	23,15	24,84	26,51	0,10	0,48	0,85	1,07
500	8,26	9,17	10,22	11,33	12,44	13,91	15,01	16,46	17,90	19,33	21,10	22,85	24,59	26,31	28,01	30,04	32,04	0,13	0,60	1,07	1,34
600	9,57	10,63	11,87	13,18	14,48	16,21	17,49	19,19	20,87	22,53	24,59	26,63	28,64	30,63	32,60	34,92	37,21	0,16	0,72	1,28	1,61
700	10,81	12,03	13,44	14,94	16,43	18,39	19,85	21,78	23,69	25,58	27,91	30,21	32,47	34,70	36,89	39,47	42,01	0,18	0,84	1,49	1,87
720	11,05	12,30	13,74	15,28	16,80	18,82	20,31	22,29	24,24	26,17	28,55	30,90	33,21	35,48	37,71	40,34	42,92	0,19	0,87	1,54	1,93
800	11,99	13,35	14,94	16,62	18,28	20,48	22,11	24,25	26,37	28,47	31,04	33,57	36,05	38,49	40,88	43,68	46,40	0,21	0,96	1,71	2,14
900	13,11	14,62	16,36	18,21	20,05	22,46	24,24	26,59	28,91	31,19	33,98	36,72	39,39	42,00	44,54	47,51	50,37	0,23	1,08	1,92	2,41
960	13,75	15,34	17,18	19,13	21,06	23,60	25,47	27,94	30,36	32,74	35,65	38,49	41,26	43,96	46,58	49,61	52,53	0,25	1,15	2,05	2,57
1 000	14,17	15,81	17,72	19,73	21,72	24,33	26,27	28,80	31,29	33,74	36,72	39,63	42,46	45,20	47,86	50,94	53,88	0,26	1,20	2,13	2,68
1 100	15,17	16,95	19,00	21,16	23,30	26,10	28,17	30,87	33,52	36,11	39,25	42,30	45,25	48,08	50,81	53,93	56,88	0,29	1,32	2,35	2,94
1 200	16,11	18,01	20,20	22,51	24,79	27,76	29,95	32,80	35,58	38,29	41,56	44,71	47,73	50,62	53,37	56,47	59,35	0,31	1,44	2,56	3,21
1 300	16,99	19,01	21,33	23,78	26,18	29,31	31,60	34,58	37,47	40,27	43,64	46,85	49,90	52,79	55,50	58,51	61,25	0,34	1,56	2,77	3,48
1 400	17,82	19,95	22,39	24,95	27,47	30,73	33,11	36,20	39,18	42,05	45,47	48,70	51,74	54,57	57,18	60,03	62,53	0,36	1,68	2,99	3,75
1 440	18,13	20,30	22,79	25,40	27,95	31,27	33,68	36,80	39,81	42,70	46,13	49,36	52,37	55,17	57,73	60,48	62,87	0,37	1,73	3,07	3,85
1 500	18,58	20,81	23,36	26,04	28,65	32,03	34,49	37,66	40,70	43,60	47,04	50,25	53,22	55,94	58,39	60,99	-	0,39	1,80	3,20	4,01
1 600	19,27	21,60	24,25	27,03	29,73	33,20	35,72	38,95	42,02	44,93	48,34	51,47	54,32	56,87	59,10	-	-	0,42	1,92	3,41	4,28
1 700	19,90	22,31	25,06	27,92	30,69	34,24	36,80	40,05	43,13	46,02	49,35	52,35	55,02	-	-	-	-	0,44	2,04	3,63	4,55
1 800	20,47	22,95	25,78	28,71	31,53	35,14	37,72	40,98	44,02	46,85	50,05	52,88	-	-	-	-	-	0,47	2,16	3,84	4,82
1 900	20,96	23,51	26,40	29,39	32,26	35,89	38,47	41,70	44,69	47,42	50,45	-	-	-	-	-	-	0,49	2,28	4,05	5,09
2 000	21,38	23,99	26,93	29,96	32,85	36,49	39,05	42,23	45,11	47,71	50,51	-	-	-	-	-	-	0,52	2,40	4,27	5,35
2 100	21,73	24,39	27,37	30,42	33,32	36,94	39,45	42,54	45,29	47,71	-	-	-	-	-	-	-	0,55	2,53	4,48	5,62
2 200	22,00	24,69	27,70	30,76	33,65	37,22	39,67	42,63	-	-	-	-	-	-	-	-	-	0,57	2,65	4,69	5,89
2 300	22,20	24,91	27,93	30,98	33,84	37,33	39,69	-	-	-	-	-	-	-	-	-	-	0,60	2,77	4,91	6,16
2 400	22,31	25,04	28,05	31,08	33,88	-	-	-	-	-	-	-	-	-	-	-	-	0,62	2,89	5,12	6,42
2 500	22,34	25,06	28,06	-	-	-	-	-	-	-	-	-	-	-	-	-	-	0,65	3,01	5,33	6,69

■ For speeds exceeding 33 m/s, SKF recommends using dynamically balanced pulleys made of steel.

Power ratings
Section 8V

Table 9j

1

Faster shaft speed	Rated power per belt for small pulley pitch diameter [in.] [mm]	Rated power per belt for small pulley pitch diameter											Additional power per belt for speed ratio			
		12.50 318	13.20 335	14.00 356	15.00 381	16.00 406	17.00 432	18.00 457	19.00 483	20.00 508	21.20 538	22.40 569	1.00 to 1.05	1.06 to 1.24	1.25 to 1.59	> 1.59
r/min	–	kW											kW			
50	2,24	2,46	2,71	3,02	3,33	3,64	3,95	4,25	4,56	4,92	5,28	0,02	0,10	0,17	0,20	
100	4,17	4,58	5,06	5,66	6,25	6,84	7,42	8,01	8,59	9,28	9,98	0,04	0,20	0,34	0,41	
150	5,96	6,57	7,27	8,14	9,00	9,86	10,71	11,56	12,41	13,42	14,43	0,06	0,29	0,51	0,61	
200	7,67	8,47	9,38	10,51	11,64	12,76	13,87	14,98	16,09	17,40	18,72	0,09	0,39	0,67	0,82	
250	9,32	10,30	11,42	12,81	14,19	15,56	16,93	18,29	19,64	21,25	22,85	0,11	0,49	0,84	1,02	
300	10,91	12,07	13,39	15,03	16,66	18,28	19,89	21,49	23,08	24,98	26,86	0,13	0,59	1,01	1,23	
350	12,45	13,79	15,31	17,19	19,06	20,92	22,77	24,60	26,42	28,59	30,74	0,15	0,69	1,18	1,43	
400	13,95	15,46	17,17	19,29	21,40	23,49	25,56	27,62	29,66	32,08	34,48	0,17	0,78	1,35	1,64	
435	14,97	16,60	18,44	20,73	22,99	25,24	27,47	29,67	31,86	34,46	37,03	0,19	0,85	1,47	1,78	
450	15,41	17,08	18,98	21,33	23,67	25,98	28,27	30,54	32,79	35,46	38,10	0,19	0,88	1,52	1,84	
485	16,40	18,19	20,22	22,73	25,22	27,68	30,12	32,54	34,93	37,76	40,56	0,21	0,95	1,63	1,99	
500	16,82	18,66	20,74	23,32	25,87	28,40	30,90	33,38	35,82	38,73	41,59	0,22	0,98	1,68	2,05	
550	18,20	20,19	22,45	25,25	28,01	30,74	33,45	36,11	38,75	41,87	44,94	0,24	1,08	1,85	2,25	
575	18,87	20,94	23,29	26,19	29,06	31,89	34,69	37,45	40,17	43,39	46,55	0,25	1,13	1,94	2,36	
600	19,53	21,68	24,11	27,12	30,08	33,01	35,91	38,76	41,57	44,88	48,14	0,26	1,18	2,02	2,46	
650	20,83	23,12	25,72	28,93	32,09	35,21	38,28	41,30	44,27	47,77	51,19	0,28	1,27	2,19	2,66	
690	21,84	24,25	26,98	30,34	33,65	36,91	40,11	43,26	46,35	49,97	53,52	0,30	1,35	2,32	2,83	
700	22,08	24,53	27,28	30,68	34,03	37,32	40,56	43,74	46,85	50,51	54,08	0,30	1,37	2,36	2,87	
725	22,70	25,21	28,05	31,54	34,97	38,35	41,66	44,91	48,10	51,83	55,47	0,31	1,42	2,44	2,97	
750	23,30	25,88	28,79	32,38	35,90	39,36	42,75	46,07	49,31	53,12	56,81	0,32	1,47	2,53	3,07	
800	24,48	27,19	30,25	34,01	37,70	41,31	44,84	48,28	51,65	55,57	59,36	0,35	1,57	2,70	3,28	
850	25,62	28,46	31,66	35,58	39,42	43,17	46,82	50,39	53,85	57,87	61,74	0,37	1,67	2,86	3,48	
870	26,06	28,95	32,20	36,19	40,09	43,89	47,59	51,19	54,69	58,74	62,63	0,38	1,71	2,93	3,57	
900	26,71	29,68	33,01	37,09	41,06	44,94	48,71	52,37	55,91	60,00	63,92	0,39	1,77	3,03	3,69	
950	27,76	30,84	34,30	38,52	42,63	46,62	50,49	54,22	57,83	61,97	65,91	0,41	1,86	3,20	3,89	
1 000	28,77	31,96	35,54	39,89	44,11	48,20	52,15	55,95	59,60	63,76	67,69	0,43	1,96	3,37	4,10	
1 050	29,74	33,03	36,71	41,19	45,51	49,69	53,70	57,54	61,21	65,37	69,25	0,45	2,06	3,54	4,30	
1 100	30,65	34,05	37,83	42,41	46,82	51,06	55,12	58,99	62,66	66,78	70,60	0,48	2,16	3,71	4,51	
1 150	31,53	35,01	38,88	43,56	48,05	52,34	56,42	60,29	63,94	68,00	71,71	0,50	2,26	3,87	4,71	
1 160	31,70	35,19	39,08	43,78	48,28	52,58	56,67	60,54	64,17	68,22	71,90	0,50	2,27	3,91	4,75	
1 200	32,35	35,91	39,87	44,63	49,17	53,50	57,60	61,45	65,04	69,01	72,58	0,52	2,35	4,04	4,92	
1 250	33,13	36,76	40,79	45,61	50,21	54,55	58,63	62,44	65,97	69,81	73,20	0,54	2,45	4,21	5,12	
1 300	33,85	37,55	41,64	46,52	51,14	55,48	59,53	63,28	66,71	70,39	73,56	0,56	2,55	4,38	5,33	
1 350	34,52	38,28	42,42	47,34	51,97	56,29	60,29	63,95	67,26	70,74	73,65	0,58	2,65	4,55	5,53	
1 400	35,14	38,95	43,13	48,07	52,69	56,98	60,90	64,45	67,61	70,85	–	0,61	2,75	4,72	5,74	
1 425	35,43	39,26	43,45	48,41	53,02	57,27	61,15	64,63	67,70	–	–	0,62	2,79	4,80	5,84	
1 450	35,71	39,56	43,76	48,71	53,31	57,53	61,36	64,77	67,75	–	–	0,63	2,84	4,89	5,94	
1 500	36,21	40,10	44,32	49,26	53,82	57,96	61,66	64,91	–	–	–	0,65	2,94	5,05	6,15	
1 550	36,67	40,57	44,80	49,72	54,21	58,24	61,80	–	–	–	–	0,67	3,04	5,22	6,35	
1 600	37,06	40,98	45,20	50,07	54,48	58,39	–	–	–	–	–	0,69	3,14	5,39	6,56	
1 650	37,39	41,31	45,52	50,33	54,63	58,39	–	–	–	–	–	0,71	3,24	5,56	6,76	
1 700	37,67	41,58	45,75	50,48	54,66	–	–	–	–	–	–	0,74	3,33	5,73	6,97	
1 750	37,88	41,77	45,89	50,53	–	–	–	–	–	–	–	0,76	3,43	5,90	7,17	
1 800	38,02	41,89	45,95	–	–	–	–	–	–	–	–	0,78	3,53	6,06	7,38	
1 850	38,10	41,93	–	–	–	–	–	–	–	–	–	0,80	3,63	6,23	7,58	
1 900	38,11	–	–	–	–	–	–	–	–	–	–	0,82	3,73	6,40	7,79	

■ For speeds exceeding 33 m/s, SKF recommends using dynamically balanced pulleys made of steel.

Power ratings
Section AX

Table 91

1

Faster shaft speed	Rated power per belt for small pulley datum diameter [mm]											Additional power per belt for speed ratio			
	80	85	90	95	100	106	112	118	125	132	140	1,00 to 1,05	1,06 to 1,24	1,25 to 1,59	> 1,59
r/min	kW											kW			
100	0,20	0,22	0,24	0,26	0,28	0,31	0,33	0,36	0,38	0,41	0,44	0,00	0,01	0,02	0,02
200	0,37	0,41	0,44	0,48	0,52	0,56	0,61	0,65	0,71	0,76	0,82	0,00	0,02	0,03	0,04
300	0,52	0,57	0,63	0,68	0,74	0,80	0,87	0,93	1,01	1,08	1,16	0,01	0,03	0,05	0,07
400	0,66	0,73	0,80	0,87	0,94	1,02	1,11	1,19	1,29	1,39	1,50	0,01	0,04	0,07	0,09
500	0,79	0,87	0,96	1,05	1,14	1,24	1,34	1,44	1,56	1,68	1,81	0,01	0,05	0,09	0,11
600	0,91	1,02	1,12	1,22	1,32	1,44	1,56	1,68	1,82	1,96	2,12	0,01	0,06	0,10	0,13
700	1,03	1,15	1,27	1,39	1,50	1,64	1,78	1,92	2,08	2,24	2,42	0,01	0,07	0,12	0,15
720	1,06	1,18	1,30	1,42	1,54	1,68	1,82	1,96	2,13	2,29	2,48	0,01	0,07	0,12	0,16
800	1,15	1,28	1,41	1,55	1,68	1,84	1,99	2,15	2,33	2,50	2,71	0,02	0,08	0,14	0,17
900	1,26	1,41	1,56	1,70	1,85	2,02	2,20	2,37	2,57	2,76	2,99	0,02	0,09	0,16	0,20
960	1,32	1,48	1,64	1,79	1,95	2,13	2,32	2,50	2,71	2,92	3,15	0,02	0,09	0,17	0,21
1 000	1,37	1,53	1,69	1,85	2,01	2,20	2,39	2,58	2,80	3,02	3,26	0,02	0,10	0,17	0,22
1 100	1,47	1,65	1,83	2,00	2,18	2,38	2,59	2,79	3,03	3,26	3,53	0,02	0,11	0,19	0,24
1 200	1,57	1,77	1,96	2,15	2,33	2,56	2,78	3,00	3,25	3,50	3,79	0,02	0,12	0,21	0,26
1 300	1,67	1,88	2,08	2,29	2,49	2,73	2,96	3,20	3,47	3,74	4,05	0,03	0,13	0,22	0,28
1 400	1,77	1,99	2,21	2,42	2,64	2,89	3,14	3,39	3,68	3,97	4,29	0,03	0,13	0,24	0,30
1 440	1,81	2,03	2,25	2,48	2,69	2,96	3,21	3,47	3,77	4,06	4,39	0,03	0,14	0,25	0,31
1 500	1,86	2,10	2,33	2,56	2,78	3,05	3,32	3,58	3,89	4,19	4,54	0,03	0,14	0,26	0,33
1 600	1,96	2,20	2,44	2,69	2,92	3,21	3,49	3,77	4,09	4,41	4,77	0,03	0,15	0,28	0,35
1 700	2,04	2,30	2,56	2,81	3,06	3,36	3,66	3,95	4,29	4,63	5,00	0,04	0,16	0,29	0,37
1 800	2,13	2,40	2,67	2,94	3,20	3,51	3,82	4,13	4,48	4,83	5,23	0,04	0,17	0,31	0,39
1 900	2,21	2,50	2,78	3,06	3,33	3,66	3,98	4,30	4,67	5,04	5,45	0,04	0,18	0,33	0,41
2 000	2,30	2,59	2,89	3,18	3,46	3,80	4,14	4,47	4,86	5,23	5,66	0,04	0,19	0,34	0,44
2 100	2,38	2,68	2,99	3,29	3,59	3,94	4,29	4,64	5,03	5,42	5,86	0,04	0,20	0,36	0,46
2 200	2,45	2,77	3,09	3,40	3,71	4,08	4,44	4,80	5,21	5,61	6,06	0,05	0,21	0,38	0,48
2 300	2,53	2,86	3,19	3,51	3,83	4,21	4,58	4,95	5,38	5,79	6,26	0,05	0,22	0,40	0,50
2 400	2,60	2,94	3,28	3,62	3,95	4,34	4,73	5,10	5,54	5,97	6,44	0,05	0,23	0,41	0,52
2 500	2,67	3,03	3,38	3,72	4,06	4,47	4,86	5,25	5,70	6,14	6,62	0,05	0,24	0,43	0,54
2 600	2,74	3,11	3,47	3,82	4,17	4,59	4,99	5,39	5,85	6,30	6,80	0,05	0,25	0,45	0,57
2 700	2,81	3,18	3,55	3,92	4,28	4,70	5,12	5,53	6,00	6,46	6,96	0,06	0,26	0,47	0,59
2 800	2,87	3,26	3,64	4,01	4,38	4,82	5,25	5,66	6,14	6,61	7,12	0,06	0,27	0,48	0,61
2 880	2,92	3,32	3,71	4,09	4,46	4,91	5,34	5,77	6,25	6,72	7,25	0,06	0,28	0,50	0,63
2 900	2,94	3,33	3,72	4,11	4,48	4,93	5,37	5,79	6,28	6,75	7,28	0,06	0,28	0,50	0,63
3 000	3,00	3,40	3,80	4,20	4,58	5,04	5,48	5,92	6,41	6,89	7,42	0,06	0,29	0,52	0,65
3 100	3,06	3,47	3,88	4,28	4,68	5,14	5,59	6,04	6,54	7,03	7,56	0,06	0,30	0,53	0,67
3 200	3,11	3,54	3,95	4,36	4,77	5,24	5,70	6,15	6,66	7,15	7,69	0,07	0,31	0,55	0,70
3 300	3,17	3,60	4,03	4,44	4,85	5,33	5,80	6,26	6,77	7,27	7,82	0,07	0,32	0,57	0,72
3 400	3,22	3,66	4,09	4,52	4,94	5,43	5,90	6,36	6,88	7,39	7,93	0,07	0,33	0,59	0,74
3 500	3,27	3,72	4,16	4,59	5,02	5,51	5,99	6,46	6,99	7,49	8,04	0,07	0,34	0,60	0,76
3 600	3,32	3,78	4,22	4,66	5,09	5,60	6,08	6,55	7,08	7,59	8,14	0,07	0,35	0,62	0,78
3 700	3,36	3,83	4,29	4,73	5,17	5,68	6,17	6,64	7,18	7,69	8,24	0,08	0,36	0,64	0,81
3 800	3,40	3,88	4,34	4,80	5,24	5,75	6,25	6,73	7,26	7,77	8,32	0,08	0,37	0,65	0,83
3 900	3,45	3,93	4,40	4,86	5,30	5,82	6,32	6,80	7,34	7,85	8,40	0,08	0,38	0,67	0,85
4 000	3,49	3,97	4,45	4,91	5,37	5,89	6,39	6,88	7,41	7,92	8,46	0,08	0,39	0,69	0,87
4 100	3,52	4,02	4,50	4,97	5,42	5,95	6,46	6,94	7,48	7,99	8,52	0,09	0,40	0,71	0,89
4 200	3,56	4,06	4,55	5,02	5,48	6,01	6,52	7,00	7,54	8,04	8,57	0,09	0,40	0,72	0,91
4 300	3,59	4,10	4,59	5,07	5,53	6,06	6,57	7,06	7,59	8,09	8,61	0,09	0,41	0,74	0,94
4 400	3,62	4,13	4,63	5,11	5,58	6,11	6,62	7,11	7,64	8,13	8,65	0,09	0,42	0,76	0,96
4 500	3,65	4,16	4,67	5,15	5,62	6,16	6,67	7,15	7,68	8,16	8,67	0,09	0,43	0,78	0,98
4 600	3,67	4,19	4,70	5,19	5,66	6,20	6,71	7,19	7,71	8,19	8,68	0,10	0,44	0,79	1,00
4 700	3,69	4,22	4,73	5,22	5,69	6,23	6,74	7,22	7,73	8,21	8,68	0,10	0,45	0,81	1,02
4 800	3,71	4,25	4,76	5,25	5,72	6,26	6,77	7,24	7,75	8,21	—	0,10	0,46	0,83	1,04
4 900	3,73	4,27	4,78	5,28	5,75	6,29	6,79	7,26	7,76	—	—	0,10	0,47	0,84	1,07
5 000	3,75	4,29	4,80	5,30	5,77	6,31	6,81	7,27	7,77	—	—	0,10	0,48	0,86	1,09
5 100	3,76	4,30	4,82	5,32	5,79	6,32	6,82	7,28	—	—	—	0,11	0,49	0,88	1,11
5 200	3,77	4,32	4,84	5,33	5,81	6,34	6,83	—	—	—	—	0,11	0,50	0,90	1,13
5 300	3,78	4,33	4,85	5,34	5,81	6,34	—	—	—	—	—	0,11	0,51	0,91	1,15
5 400	3,78	4,33	4,86	5,35	5,82	6,34	—	—	—	—	—	0,11	0,52	0,93	1,18
5 500	3,79	4,34	4,86	5,36	5,82	—	—	—	—	—	—	0,11	0,53	0,95	1,20
5 600	3,79	4,34	4,86	—	—	—	—	—	—	—	—	0,12	0,54	0,96	1,22

■ For speeds exceeding 33 m/s, SKF recommends using dynamically balanced pulleys made of steel.

Power ratings
Section BX

Table 9m

Faster shaft speed	Rated power per belt for small pulley datum diameter [mm]									Additional power per belt for speed ratio			
	125	132	140	150	160	170	180	190	200	1,00 to 1,05	1,06 to 1,24	1,25 to 1,59	> 1,59
r/min	kW									kW			
100	0,52	0,57	0,62	0,68	0,74	0,80	0,86	0,93	0,99	0,00	0,02	0,04	0,05
200	0,96	1,04	1,14	1,26	1,37	1,49	1,61	1,72	1,84	0,01	0,04	0,07	0,09
300	1,36	1,49	1,62	1,79	1,96	2,13	2,30	2,47	2,63	0,01	0,06	0,11	0,14
400	1,75	1,90	2,08	2,30	2,53	2,74	2,96	3,18	3,40	0,02	0,08	0,15	0,18
500	2,11	2,30	2,52	2,79	3,06	3,33	3,60	3,87	4,13	0,02	0,10	0,18	0,23
600	2,46	2,69	2,95	3,27	3,59	3,90	4,22	4,53	4,84	0,03	0,12	0,22	0,28
700	2,80	3,06	3,36	3,73	4,09	4,45	4,81	5,17	5,52	0,03	0,14	0,26	0,32
720	2,87	3,14	3,44	3,82	4,19	4,56	4,93	5,30	5,66	0,03	0,15	0,26	0,33
800	3,13	3,43	3,76	4,17	4,58	4,99	5,39	5,79	6,19	0,04	0,16	0,29	0,37
900	3,45	3,78	4,15	4,61	5,06	5,51	5,96	6,40	6,84	0,04	0,18	0,33	0,41
960	3,64	3,98	4,37	4,86	5,34	5,82	6,29	6,75	7,22	0,04	0,20	0,35	0,44
1 000	3,76	4,12	4,52	5,03	5,52	6,02	6,50	6,99	7,47	0,04	0,20	0,36	0,46
1 100	4,06	4,45	4,89	5,44	5,97	6,51	7,04	7,56	8,08	0,05	0,22	0,40	0,51
1 200	4,36	4,78	5,25	5,83	6,41	6,99	7,55	8,11	8,66	0,05	0,25	0,44	0,55
1 300	4,64	5,09	5,60	6,22	6,84	7,45	8,05	8,65	9,24	0,06	0,27	0,47	0,60
1 400	4,92	5,40	5,93	6,60	7,25	7,90	8,54	9,17	9,79	0,06	0,29	0,51	0,64
1 440	5,03	5,52	6,07	6,74	7,41	8,08	8,73	9,37	10,00	0,06	0,29	0,53	0,66
1 500	5,19	5,69	6,26	6,96	7,65	8,33	9,01	9,67	10,32	0,07	0,31	0,55	0,69
1 600	5,45	5,98	6,58	7,32	8,04	8,76	9,46	10,15	10,83	0,07	0,33	0,58	0,74
1 700	5,71	6,26	6,89	7,66	8,42	9,16	9,90	10,61	11,32	0,07	0,35	0,62	0,78
1 800	5,95	6,53	7,19	7,99	8,78	9,56	10,31	11,06	11,79	0,08	0,37	0,66	0,83
1 900	6,19	6,80	7,48	8,31	9,13	9,93	10,72	11,48	12,23	0,08	0,39	0,69	0,87
2 000	6,42	7,05	7,75	8,62	9,47	10,29	11,10	11,89	12,65	0,09	0,41	0,73	0,92
2 100	6,64	7,29	8,02	8,92	9,79	10,64	11,47	12,27	13,05	0,09	0,43	0,77	0,97
2 200	6,86	7,53	8,28	9,20	10,10	10,97	11,82	12,64	13,43	0,10	0,45	0,80	1,01
2 300	7,06	7,76	8,53	9,48	10,39	11,28	12,15	12,98	13,78	0,10	0,47	0,84	1,06
2 400	7,26	7,97	8,77	9,74	10,67	11,58	12,46	13,30	14,11	0,11	0,49	0,88	1,10
2 500	7,45	8,18	8,99	9,98	10,94	11,86	12,74	13,59	14,41	0,11	0,51	0,91	1,15
2 600	7,63	8,38	9,21	10,22	11,19	12,12	13,01	13,87	14,68	0,11	0,53	0,95	1,20
2 700	7,81	8,57	9,41	10,44	11,42	12,36	13,26	14,11	14,92	0,12	0,55	0,98	1,24
2 800	7,97	8,75	9,61	10,64	11,64	12,59	13,49	14,34	15,14	0,12	0,57	1,02	1,29
2 880	8,09	8,88	9,75	10,80	11,80	12,75	13,65	14,50	15,29	0,13	0,59	1,05	1,32
2 900	8,12	8,91	9,79	10,84	11,84	12,79	13,69	14,54	15,32	0,13	0,59	1,06	1,33
3 000	8,27	9,07	9,96	11,02	12,02	12,98	13,87	14,71	15,48	0,13	0,61	1,09	1,38
3 100	8,41	9,22	10,11	11,18	12,19	13,14	14,03	14,85	15,60	0,14	0,63	1,13	1,43
3 200	8,53	9,35	10,26	11,33	12,34	13,29	14,16	14,97	15,70	0,14	0,65	1,17	1,47
3 300	8,65	9,48	10,39	11,46	12,47	13,41	14,27	15,05	15,76	0,15	0,67	1,20	1,52
3 400	8,76	9,59	10,50	11,58	12,58	13,51	14,35	15,11	15,78	0,15	0,69	1,24	1,56
3 500	8,85	9,69	10,61	11,68	12,68	13,59	14,41	15,14	–	0,15	0,71	1,28	1,61
3 600	8,94	9,78	10,70	11,77	12,75	13,64	14,44	–	–	0,16	0,74	1,31	1,66
3 700	9,02	9,86	10,78	11,84	12,81	13,68	14,45	–	–	0,16	0,76	1,35	1,70
3 800	9,08	9,93	10,84	11,89	12,84	13,69	–	–	–	0,17	0,78	1,39	1,75
3 900	9,14	9,98	10,89	11,93	12,86	–	–	–	–	0,17	0,80	1,42	1,79
4 000	9,18	10,02	10,92	11,94	–	–	–	–	–	0,18	0,82	1,46	1,84
4 100	9,21	10,05	10,94	–	–	–	–	–	–	0,18	0,84	1,49	1,89
4 200	9,24	10,07	10,94	–	–	–	–	–	–	0,18	0,86	1,53	1,93
4 300	9,25	10,07	–	–	–	–	–	–	–	0,19	0,88	1,57	1,98

■ For speeds exceeding 33 m/s, SKF recommends using dynamically balanced pulleys made of steel.

Power ratings
Section CX

Table 9n

1

Faster shaft speed	Rated power per belt for small pulley datum diameter [mm]											Additional power per belt for speed ratio			
	224	236	250	265	280	300	315	335	355	375	400	1,00 to 1,05	1,06 to 1,24	1,25 to 1,59	> 1,59
r/min	kW											kW			
100	1,68	1,79	1,93	2,08	2,23	2,42	2,57	2,76	2,95	3,14	3,38	0,01	0,05	0,09	0,13
200	3,09	3,31	3,57	3,85	4,13	4,49	4,77	5,13	5,49	5,85	6,30	0,02	0,10	0,19	0,26
300	4,40	4,72	5,10	5,50	5,90	6,43	6,82	7,34	7,86	8,37	9,01	0,03	0,15	0,28	0,39
400	5,63	6,05	6,54	7,06	7,57	8,26	8,76	9,43	10,10	10,76	11,58	0,04	0,20	0,38	0,51
500	6,82	7,33	7,92	8,55	9,17	10,00	10,62	11,43	12,23	13,03	14,02	0,05	0,24	0,47	0,64
600	7,95	8,55	9,24	9,98	10,71	11,67	12,39	13,33	14,26	15,19	16,32	0,06	0,29	0,56	0,77
700	9,03	9,72	10,51	11,34	12,17	13,26	14,07	15,14	16,19	17,23	18,50	0,07	0,34	0,66	0,90
720	9,25	9,95	10,75	11,61	12,46	13,57	14,40	15,49	16,56	17,62	18,92	0,07	0,35	0,68	0,93
800	10,08	10,84	11,72	12,65	13,57	14,79	15,68	16,86	18,01	19,15	20,54	0,08	0,39	0,75	1,03
900	11,08	11,92	12,88	13,90	14,91	16,23	17,21	18,48	19,73	20,95	22,44	0,09	0,44	0,85	1,16
960	11,66	12,54	13,56	14,63	15,68	17,06	18,08	19,41	20,71	21,98	23,51	0,10	0,47	0,90	1,23
1 000	12,04	12,95	13,99	15,10	16,18	17,60	18,65	20,01	21,34	22,63	24,20	0,10	0,49	0,94	1,29
1 100	12,96	13,93	15,05	16,23	17,39	18,90	20,00	21,43	22,83	24,17	25,79	0,11	0,54	1,03	1,41
1 200	13,83	14,87	16,06	17,30	18,52	20,11	21,26	22,75	24,19	25,57	27,22	0,12	0,59	1,13	1,54
1 300	14,66	15,75	17,00	18,31	19,58	21,23	22,42	23,96	25,43	26,83	28,47	0,13	0,64	1,22	1,67
1 400	15,45	16,59	17,89	19,25	20,57	22,27	23,49	25,05	26,53	27,92	29,54	0,14	0,69	1,32	1,80
1 440	15,75	16,91	18,23	19,61	20,94	22,65	23,88	25,45	26,93	28,31	29,91	0,15	0,71	1,35	1,85
1 500	16,19	17,38	18,73	20,13	21,48	23,21	24,45	26,01	27,48	28,85	30,41	0,15	0,73	1,41	1,93
1 600	16,88	18,11	19,50	20,93	22,31	24,05	25,29	26,85	28,28	29,60	31,07	0,16	0,78	1,51	2,06
1 700	17,53	18,78	20,20	21,66	23,05	24,80	26,02	27,55	28,93	30,17	31,50	0,17	0,83	1,60	2,19
1 800	18,12	19,40	20,84	22,31	23,70	25,43	26,64	28,10	29,41	30,54	31,71	0,18	0,88	1,69	2,32
1 900	18,66	19,96	21,41	22,88	24,26	25,96	27,12	28,51	29,71	30,71	-	0,19	0,93	1,79	2,44
2 000	19,15	20,46	21,91	23,37	24,73	26,37	27,47	28,76	29,83	-	-	0,20	0,98	1,88	2,57
2 100	19,58	20,89	22,34	23,77	25,09	26,66	27,69	28,85	-	-	-	0,21	1,03	1,98	2,70
2 200	19,96	21,26	22,69	24,09	25,36	26,83	27,76	-	-	-	-	0,22	1,08	2,07	2,83
2 300	20,27	21,56	22,96	24,31	25,51	26,87	-	-	-	-	-	0,23	1,13	2,16	2,96
2 400	20,53	21,79	23,14	24,43	25,55	-	-	-	-	-	-	0,24	1,18	2,26	3,09
2 500	20,72	21,95	23,24	24,46	-	-	-	-	-	-	-	0,25	1,22	2,35	3,22
2 600	20,84	22,03	23,26	-	-	-	-	-	-	-	-	0,26	1,27	2,45	3,34
2 700	20,90	22,03	-	-	-	-	-	-	-	-	-	0,27	1,32	2,54	3,47

■ For speeds exceeding 33 m/s, SKF recommends using dynamically balanced pulleys made of steel.

Power ratings
Section XPB/5VX

Table 9q

Faster shaft speed	Rated power per belt for small pulley datum diameter [mm]													Additional power per belt for speed ratio			
	140	150	160	170	180	190	200	212	224	236	250	280	315	1,00 to 1,05	1,06 to 1,24	1,25 to 1,59	> 1,59
r/min	kW													kW			
100	0,90	0,99	1,08	1,18	1,27	1,36	1,46	1,57	1,68	1,79	1,92	2,19	2,51	0,01	0,03	0,04	0,05
200	1,68	1,86	2,04	2,22	2,40	2,58	2,75	2,97	3,18	3,39	3,63	4,16	4,76	0,01	0,06	0,08	0,09
300	2,42	2,68	2,95	3,21	3,47	3,73	3,99	4,30	4,61	4,91	5,27	6,03	6,92	0,02	0,08	0,13	0,14
400	3,13	3,47	3,82	4,16	4,50	4,84	5,18	5,59	5,99	6,39	6,86	7,85	9,00	0,03	0,11	0,17	0,19
500	3,82	4,24	4,67	5,09	5,51	5,93	6,34	6,84	7,33	7,83	8,40	9,62	11,03	0,03	0,14	0,21	0,23
600	4,49	4,99	5,49	5,99	6,49	6,98	7,48	8,06	8,65	9,23	9,91	11,34	13,00	0,04	0,17	0,25	0,28
700	5,14	5,72	6,30	6,88	7,45	8,02	8,58	9,26	9,93	10,60	11,38	13,03	14,92	0,05	0,20	0,30	0,33
720	5,27	5,87	6,46	7,05	7,64	8,22	8,80	9,50	10,19	10,87	11,67	13,36	15,30	0,05	0,20	0,30	0,34
800	5,78	6,44	7,09	7,74	8,39	9,03	9,67	10,43	11,19	11,94	12,82	14,67	16,80	0,05	0,22	0,34	0,37
900	6,41	7,14	7,87	8,59	9,31	10,02	10,73	11,58	12,42	13,26	14,23	16,28	18,62	0,06	0,25	0,38	0,42
960	6,78	7,56	8,33	9,09	9,85	10,61	11,36	12,26	13,15	14,03	15,06	17,22	19,69	0,06	0,27	0,41	0,45
1 000	7,03	7,83	8,63	9,43	10,21	11,00	11,78	12,71	13,63	14,54	15,60	17,84	20,40	0,07	0,28	0,42	0,47
1 100	7,64	8,51	9,38	10,24	11,10	11,95	12,80	13,81	14,81	15,80	16,95	19,37	22,12	0,07	0,31	0,47	0,51
1 200	8,23	9,18	10,11	11,05	11,97	12,89	13,80	14,89	15,96	17,03	18,26	20,85	23,79	0,08	0,34	0,51	0,56
1 300	8,81	9,83	10,84	11,84	12,83	13,81	14,79	15,95	17,10	18,23	19,54	22,30	25,41	0,09	0,36	0,55	0,61
1 400	9,39	10,47	11,54	12,61	13,66	14,71	15,75	16,98	18,20	19,40	20,79	23,70	26,97	0,09	0,39	0,59	0,66
1 440	9,61	10,72	11,82	12,91	14,00	15,07	16,13	17,39	18,63	19,86	21,28	24,25	27,58	0,10	0,40	0,61	0,67
1 500	9,95	11,10	12,24	13,37	14,49	15,59	16,69	17,99	19,28	20,55	22,01	25,05	28,47	0,10	0,42	0,63	0,70
1 600	10,50	11,72	12,92	14,11	15,29	16,46	17,61	18,98	20,33	21,66	23,19	26,36	29,91	0,11	0,45	0,68	0,75
1 700	11,04	12,32	13,59	14,84	16,08	17,30	18,51	19,94	21,35	22,74	24,33	27,63	31,28	0,11	0,47	0,72	0,80
1 800	11,58	12,92	14,24	15,55	16,85	18,13	19,39	20,88	22,35	23,79	25,43	28,84	32,58	0,12	0,50	0,76	0,84
1 900	12,10	13,50	14,88	16,25	17,60	18,93	20,24	21,79	23,31	24,80	26,50	30,00	33,82	0,13	0,53	0,80	0,89
2 000	12,61	14,07	15,51	16,93	18,33	19,71	21,07	22,68	24,24	25,78	27,53	31,11	34,98	0,13	0,56	0,85	0,94
2 100	13,11	14,63	16,12	17,60	19,05	20,48	21,88	23,53	25,15	26,72	28,51	32,16	36,07	0,14	0,59	0,89	0,98
2 200	13,60	15,17	16,72	18,25	19,75	21,22	22,67	24,36	26,02	27,63	29,46	33,16	37,07	0,15	0,61	0,93	1,03
2 300	14,08	15,71	17,31	18,88	20,43	21,94	23,42	25,16	26,86	28,50	30,36	34,09	38,00	0,15	0,64	0,97	1,08
2 400	14,55	16,23	17,88	19,50	21,08	22,64	24,16	25,94	27,66	29,33	31,21	34,97	38,84	0,16	0,67	1,02	1,12
2 500	15,01	16,74	18,43	20,09	21,72	23,31	24,87	26,68	28,43	30,12	32,02	35,78	39,59	0,17	0,70	1,06	1,17
2 600	15,45	17,23	18,97	20,68	22,34	23,96	25,55	27,39	29,16	30,87	32,78	36,52	—	0,17	0,73	1,10	1,22
2 700	15,89	17,71	19,49	21,24	22,94	24,59	26,20	28,06	29,86	31,58	33,49	37,20	—	0,18	0,75	1,14	1,26
2 800	16,31	18,18	20,00	21,78	23,51	25,19	26,82	28,71	30,52	32,24	34,15	37,81	—	0,19	0,78	1,18	1,31
2 880	16,64	18,54	20,40	22,20	23,96	25,66	27,30	29,20	31,02	32,74	34,63	—	—	0,19	0,80	1,22	1,35
2 900	16,72	18,63	20,49	22,30	24,06	25,77	27,42	29,32	31,14	32,86	34,75	—	—	0,19	0,81	1,23	1,36
3 000	17,12	19,07	20,97	22,81	24,59	26,32	27,98	29,90	31,71	33,43	35,30	—	—	0,20	0,84	1,27	1,40
3 100	17,51	19,49	21,42	23,29	25,10	26,84	28,52	30,44	32,25	33,95	35,80	—	—	0,21	0,87	1,31	1,45
3 200	17,88	19,90	21,86	23,76	25,58	27,34	29,02	30,94	32,74	34,43	—	—	—	0,21	0,89	1,35	1,50
3 300	18,24	20,30	22,28	24,20	26,04	27,81	29,49	31,41	33,19	34,85	—	—	—	0,22	0,92	1,40	1,54
3 400	18,59	20,67	22,69	24,62	26,48	28,25	29,93	31,83	33,60	—	—	—	—	0,23	0,95	1,44	1,59
3 500	18,92	21,04	23,07	25,02	26,89	28,66	30,34	32,22	33,96	—	—	—	—	0,23	0,98	1,48	1,64
3 600	19,25	21,38	23,44	25,40	27,27	29,04	30,71	32,57	—	—	—	—	—	0,24	1,01	1,52	1,68
3 700	19,55	21,71	23,78	25,75	27,62	29,39	31,04	32,88	—	—	—	—	—	0,25	1,03	1,57	1,73
3 800	19,85	22,03	24,11	26,08	27,95	29,71	31,34	—	—	—	—	—	—	0,26	1,06	1,61	1,78
3 900	20,13	22,32	24,41	26,39	28,25	29,99	31,60	—	—	—	—	—	—	0,26	1,09	1,65	1,83
4 000	20,39	22,60	24,70	26,67	28,53	30,25	—	—	—	—	—	—	—	0,27	1,12	1,69	1,87
4 100	20,64	22,86	24,96	26,93	28,77	30,47	—	—	—	—	—	—	—	0,28	1,15	1,73	1,92
4 200	20,87	23,10	25,20	27,17	28,98	—	—	—	—	—	—	—	—	0,28	1,17	1,78	1,97
4 300	21,09	23,33	25,42	27,37	29,17	—	—	—	—	—	—	—	—	0,29	1,20	1,82	2,01
4 400	21,30	23,53	25,62	27,55	—	—	—	—	—	—	—	—	—	0,30	1,23	1,86	2,06
4 500	21,48	23,72	25,80	27,71	—	—	—	—	—	—	—	—	—	0,30	1,26	1,90	2,11
4 600	21,65	23,89	25,95	27,83	—	—	—	—	—	—	—	—	—	0,31	1,29	1,95	2,15
4 700	21,81	24,03	26,08	—	—	—	—	—	—	—	—	—	—	0,32	1,31	1,99	2,20
4 800	21,95	24,16	26,18	—	—	—	—	—	—	—	—	—	—	0,32	1,34	2,03	2,25
4 900	22,07	24,27	—	—	—	—	—	—	—	—	—	—	—	0,33	1,37	2,07	2,29
5 000	22,17	24,35	—	—	—	—	—	—	—	—	—	—	—	0,34	1,40	2,12	2,34
5 100	22,26	24,41	—	—	—	—	—	—	—	—	—	—	—	0,34	1,42	2,16	2,39
5 200	22,32	24,46	—	—	—	—	—	—	—	—	—	—	—	0,35	1,45	2,20	2,43
5 300	22,37	—	—	—	—	—	—	—	—	—	—	—	—	0,36	1,48	2,24	2,48
5 400	22,40	—	—	—	—	—	—	—	—	—	—	—	—	0,36	1,51	2,28	2,53
5 500	22,42	—	—	—	—	—	—	—	—	—	—	—	—	0,37	1,54	2,33	2,57

■ For speeds exceeding 33 m/s, SKF recommends using dynamically balanced pulleys made of steel.

Table 9r

Faster shaft speed	Rated power per belt for small pulley datum diameter [mm]																	Additional power per belt for speed ratio			
	224	236	250	265	280	300	315	335	355	375	400	425	450	475	500	530	560	1,00 to 1,05	1,06 to 1,24	1,25 to 1,59	> 1,59
r/min	kW																	kW			
100	2,3	2,5	2,7	3,0	3,2	3,6	3,9	4,2	4,5	4,9	5,3	5,7	6,2	6,6	7,0	7,5	8,0	0,02	0,10	0,17	0,19
200	4,3	4,7	5,1	5,6	6,2	6,8	7,3	8,0	8,7	9,3	10,1	11,0	11,8	12,6	13,4	14,4	15,4	0,05	0,21	0,34	0,39
300	6,1	6,7	7,4	8,2	8,9	9,9	10,6	11,6	12,6	13,6	14,8	16,0	17,2	18,3	19,5	20,9	22,4	0,07	0,31	0,50	0,58
400	8,0	8,7	9,7	10,6	11,6	12,9	13,8	15,1	16,4	17,6	19,2	20,8	22,3	23,9	25,4	27,3	29,1	0,10	0,42	0,67	0,78
500	9,7	10,7	11,8	13,0	14,2	15,8	16,9	18,5	20,1	21,6	23,5	25,4	27,3	29,2	31,1	33,3	35,5	0,12	0,52	0,84	0,97
600	11,4	12,6	13,9	15,3	16,7	18,6	20,0	21,8	23,6	25,4	27,7	29,9	32,2	34,4	36,5	39,1	41,7	0,14	0,63	1,01	1,17
700	13,1	14,4	15,9	17,5	19,1	21,3	22,9	25,0	27,1	29,2	31,7	34,3	36,8	39,3	41,7	44,6	47,5	0,17	0,73	1,18	1,36
720	13,4	14,7	16,3	18,0	19,6	21,8	23,4	25,6	27,8	29,9	32,5	35,1	37,7	40,2	42,7	45,7	48,6	0,17	0,75	1,21	1,40
800	14,7	16,1	17,9	19,7	21,5	23,9	25,7	28,1	30,4	32,7	35,6	38,4	41,2	44,0	46,7	49,9	53,0	0,19	0,83	1,35	1,55
900	16,2	17,9	19,8	21,8	23,8	26,5	28,4	31,1	33,6	36,2	39,3	42,4	45,4	48,4	51,3	54,8	58,1	0,22	0,94	1,51	1,75
960	17,1	18,9	20,9	23,0	25,2	28,0	30,0	32,8	35,5	38,2	41,5	44,7	47,9	51,0	54,0	57,5	61,0	0,23	1,00	1,62	1,87
1000	17,7	19,5	21,6	23,8	26,0	28,9	31,1	33,9	36,7	39,5	42,9	46,2	49,4	52,6	55,7	59,3	62,8	0,24	1,04	1,68	1,94
1100	19,2	21,1	23,4	25,8	28,2	31,3	33,6	36,7	39,7	42,6	46,2	49,7	53,2	56,5	59,7	63,5	67,1	0,26	1,15	1,85	2,14
1200	20,6	22,7	25,1	27,7	30,3	33,6	36,1	39,3	42,5	45,6	49,4	53,1	56,6	60,1	63,4	67,2	70,8	0,29	1,25	2,02	2,33
1300	22,0	24,2	26,8	29,5	32,2	35,8	38,4	41,8	45,1	48,4	52,3	56,2	59,8	63,3	66,7	70,5	74,1	0,31	1,35	2,19	2,53
1400	23,3	25,7	28,4	31,3	34,1	37,9	40,6	44,2	47,6	51,0	55,1	59,0	62,7	66,3	69,6	73,4	76,8	0,34	1,46	2,36	2,72
1440	23,8	26,2	29,0	32,0	34,9	38,7	41,5	45,1	48,6	52,0	56,1	60,0	63,8	67,3	70,6	74,3	77,7	0,34	1,50	2,42	2,80
1500	24,6	27,1	29,9	33,0	36,0	39,8	42,7	46,4	50,0	53,4	57,6	61,5	65,3	68,8	72,1	75,7	-	0,36	1,56	2,52	2,91
1600	25,8	28,4	31,4	34,6	37,7	41,7	44,6	48,5	52,1	55,7	59,9	63,8	67,5	70,9	74,1	-	-	0,38	1,67	2,69	3,11
1700	26,9	29,7	32,8	36,1	39,3	43,4	46,5	50,4	54,1	57,7	61,9	65,8	69,4	-	-	-	-	0,41	1,77	2,86	3,30
1800	28,0	30,8	34,1	37,5	40,8	45,1	48,2	52,1	55,9	59,4	63,6	67,4	-	-	-	-	-	0,43	1,88	3,03	3,50
1900	29,0	32,0	35,3	38,8	42,2	46,6	49,7	53,7	57,4	61,0	65,0	-	-	-	-	-	-	0,45	1,98	3,20	3,69
2000	30,0	33,0	36,5	40,0	43,5	47,9	51,1	55,1	58,8	62,3	66,2	-	-	-	-	-	-	0,48	2,08	3,36	3,89
2100	30,9	34,0	37,5	41,2	44,7	49,1	52,3	56,2	59,9	63,3	-	-	-	-	-	-	-	0,50	2,19	3,53	4,08
2200	31,8	34,9	38,5	42,2	45,7	50,2	53,3	57,2	60,8	-	-	-	-	-	-	-	-	0,53	2,29	3,70	4,28
2300	32,5	35,7	39,4	43,1	46,7	51,1	54,2	58,0	-	-	-	-	-	-	-	-	-	0,55	2,40	3,87	4,47
2400	33,2	36,5	40,2	43,9	47,5	51,9	54,9	-	-	-	-	-	-	-	-	-	-	0,57	2,50	4,04	4,66
2500	33,8	37,1	40,8	44,6	48,1	52,4	55,4	-	-	-	-	-	-	-	-	-	-	0,60	2,60	4,21	4,86
2600	34,4	37,7	41,4	45,2	48,6	52,9	-	-	-	-	-	-	-	-	-	-	-	0,62	2,71	4,37	5,05
2700	34,9	38,2	41,9	45,6	49,0	-	-	-	-	-	-	-	-	-	-	-	-	0,65	2,81	4,54	5,25
2800	35,2	38,6	42,2	45,9	49,2	-	-	-	-	-	-	-	-	-	-	-	-	0,67	2,92	4,71	5,44
2900	35,5	38,9	42,5	46,1	-	-	-	-	-	-	-	-	-	-	-	-	-	0,69	3,02	4,88	5,64
3000	35,8	39,1	42,6	-	-	-	-	-	-	-	-	-	-	-	-	-	-	0,72	3,13	5,05	5,83
3100	35,9	39,1	42,6	-	-	-	-	-	-	-	-	-	-	-	-	-	-	0,74	3,23	5,22	6,02
3200	35,9	-	-	-	-	-	-	-	-	-	-	-	-	-	-	-	-	0,77	3,33	5,38	6,22

■ For speeds exceeding 33 m/s, SKF recommends using dynamically balanced pulleys made of steel.

Power ratings
Section SPC-XP

Table 9v

1

Faster shaft speed	Rated power per belt for small pulley datum diameter [mm]																	Additional power per belt for speed ratio			
	224	236	250	265	280	300	315	335	355	375	400	425	450	475	500	530	560	1,00 to 1,05	1,06 to 1,24	1,25 to 1,59	> 1,59
	r/min	kW																	kW		
100	2,21	2,42	2,67	2,94	3,20	3,55	3,81	4,15	4,50	4,84	5,27	5,69	6,12	6,54	6,96	7,46	7,96	0,03	0,12	0,22	0,28
200	4,01	4,42	4,89	5,39	5,89	6,55	7,04	7,70	8,35	9,00	9,81	10,62	11,42	12,22	13,01	13,96	14,91	0,05	0,25	0,44	0,55
300	5,65	6,24	6,92	7,65	8,38	9,34	10,06	11,01	11,96	12,90	14,07	15,24	16,40	17,55	18,70	20,07	21,43	0,08	0,37	0,66	0,83
400	7,19	7,96	8,85	9,79	10,73	11,98	12,92	14,15	15,38	16,61	18,13	19,64	21,14	22,63	24,11	25,88	27,64	0,11	0,49	0,88	1,10
500	8,65	9,59	10,67	11,83	12,99	14,52	15,66	17,17	18,67	20,16	22,02	23,86	25,68	27,50	29,30	31,44	33,57	0,13	0,62	1,09	1,38
600	10,04	11,14	12,43	13,79	15,15	16,95	18,29	20,07	21,83	23,59	25,76	27,92	30,05	32,17	34,28	36,78	39,25	0,16	0,74	1,31	1,65
700	11,37	12,64	14,11	15,68	17,24	19,30	20,83	22,87	24,89	26,89	29,37	31,82	34,26	36,66	39,05	41,88	44,67	0,19	0,86	1,53	1,93
720	11,63	12,93	14,44	16,05	17,64	19,76	21,33	23,42	25,48	27,53	30,07	32,59	35,08	37,54	39,98	42,87	45,72	0,19	0,89	1,58	1,98
800	12,65	14,07	15,73	17,50	19,25	21,56	23,29	25,57	27,83	30,07	32,84	35,58	38,29	40,97	43,61	46,74	49,83	0,21	0,98	1,75	2,20
900	13,87	15,46	17,30	19,25	21,19	23,75	25,66	28,17	30,67	33,13	36,18	39,19	42,15	45,08	47,96	51,37	54,71	0,24	1,11	1,97	2,48
960	14,59	16,26	18,21	20,27	22,32	25,03	27,04	29,69	32,32	34,92	38,12	41,28	44,39	47,46	50,47	54,02	57,50	0,26	1,18	2,10	2,64
1000	15,05	16,79	18,80	20,94	23,06	25,86	27,94	30,69	33,40	36,08	39,39	42,64	45,85	49,00	52,10	55,74	59,31	0,27	1,23	2,19	2,75
1100	16,19	18,07	20,25	22,57	24,87	27,90	30,14	33,10	36,02	38,91	42,46	45,94	49,36	52,72	56,00	59,86	63,61	0,29	1,35	2,41	3,03
1200	17,28	19,31	21,65	24,14	26,61	29,85	32,26	35,42	38,54	41,61	45,38	49,08	52,69	56,22	59,67	63,69	67,59	0,32	1,48	2,63	3,30
1300	18,32	20,49	23,00	25,66	28,28	31,74	34,29	37,65	40,95	44,19	48,17	52,05	55,83	59,51	63,09	67,24	71,23	0,35	1,60	2,85	3,58
1400	19,33	21,63	24,29	27,11	29,89	33,54	36,24	39,77	43,24	46,65	50,80	54,84	58,76	62,57	66,24	70,48	74,53	0,37	1,72	3,06	3,85
1440	19,72	22,07	24,79	27,67	30,51	34,24	36,99	40,60	44,13	47,59	51,81	55,91	59,88	63,72	67,43	71,69	75,75	0,38	1,77	3,15	3,96
1500	20,29	22,72	25,53	28,50	31,42	35,26	38,09	41,80	45,42	48,97	53,28	57,45	61,49	65,38	69,12	73,40	-	0,40	1,85	3,28	4,13
1600	21,20	23,76	26,71	29,83	32,89	36,91	39,86	43,71	47,48	51,15	55,59	59,88	64,00	67,94	71,71	-	-	0,43	1,97	3,50	4,40
1700	22,08	24,76	27,84	31,09	34,29	38,47	41,53	45,52	49,41	53,18	57,74	62,10	66,28	-	-	-	-	0,45	2,09	3,72	4,68
1800	22,90	25,70	28,91	32,29	35,61	39,94	43,11	47,22	51,21	55,07	59,71	64,13	-	-	-	-	-	0,48	2,22	3,94	4,95
1900	23,69	26,59	29,93	33,43	36,86	41,32	44,58	48,80	52,88	56,81	61,50	-	-	-	-	-	-	0,51	2,34	4,16	5,23
2000	24,42	27,43	30,88	34,50	38,04	42,62	45,96	50,27	54,41	58,38	63,10	-	-	-	-	-	-	0,53	2,46	4,38	5,50
2100	25,12	28,22	31,78	35,50	39,13	43,82	47,23	51,61	55,80	59,79	-	-	-	-	-	-	-	0,56	2,58	4,60	5,78
2200	25,76	28,96	32,61	36,43	40,14	44,93	48,39	52,82	57,04	-	-	-	-	-	-	-	-	0,59	2,71	4,82	6,05
2300	26,35	29,64	33,38	37,29	41,07	45,93	49,43	53,90	-	-	-	-	-	-	-	-	-	0,61	2,83	5,03	6,33
2400	26,90	30,27	34,09	38,07	41,92	46,84	50,37	-	-	-	-	-	-	-	-	-	-	0,64	2,95	5,25	6,60
2500	27,40	30,83	34,73	38,78	42,68	47,64	51,18	-	-	-	-	-	-	-	-	-	-	0,66	3,08	5,47	6,88
2600	27,84	31,34	35,31	39,41	43,34	48,33	-	-	-	-	-	-	-	-	-	-	-	0,69	3,20	5,69	7,15
2700	28,23	31,79	35,81	39,96	43,92	-	-	-	-	-	-	-	-	-	-	-	-	0,72	3,32	5,91	7,43
2800	28,57	32,18	36,25	40,42	44,40	-	-	-	-	-	-	-	-	-	-	-	-	0,74	3,45	6,13	7,71
2900	28,85	32,51	36,61	40,80	-	-	-	-	-	-	-	-	-	-	-	-	-	0,77	3,57	6,35	7,98
3000	29,08	32,77	36,90	-	-	-	-	-	-	-	-	-	-	-	-	-	-	0,80	3,69	6,57	8,26
3100	29,25	32,97	37,11	-	-	-	-	-	-	-	-	-	-	-	-	-	-	0,82	3,82	6,79	8,53
3200	29,36	33,09	-	-	-	-	-	-	-	-	-	-	-	-	-	-	-	0,85	3,94	7,01	8,81
3300	29,41	33,15	-	-	-	-	-	-	-	-	-	-	-	-	-	-	-	0,88	4,06	7,22	9,08

■ For speeds exceeding 33 m/s, SKF recommends using dynamically balanced pulleys made of steel.

Power ratings

Section 8V-XP

Table 9w

Faster shaft speed	Rated power per belt for small pulley pitch diameter												Additional power per belt for speed ratio			
	[in.] [mm]	12.50 318	13.20 335	14.00 356	15.00 381	16.00 406	17.00 432	18.00 457	19.00 483	20.00 508	21.20 538	22.40 569	1,00 to 1,05	1,06 to 1,24	1,25 to 1,59	> 1,59
r/min	–	kW														
435	17,03	18,74	20,68	23,09	25,48	27,85	30,20	32,53	34,84	37,59	40,31	0,19	0,85	1,47	1,79	
485	18,69	20,57	22,71	25,36	27,98	30,59	33,16	35,72	38,25	41,25	44,21	0,21	0,95	1,64	1,99	
575	21,57	23,76	26,23	29,30	32,33	35,32	38,28	41,21	44,10	47,52	50,88	0,25	1,13	1,94	2,36	
690	25,07	27,61	30,50	34,05	37,56	41,01	44,41	47,76	51,05	54,92	58,70	0,30	1,35	2,33	2,83	
725	26,09	28,74	31,74	35,44	39,08	42,66	46,18	49,64	53,04	57,03	60,91	0,31	1,42	2,45	2,98	
870	30,10	33,17	36,62	40,85	44,99	49,04	53,00	56,85	60,60	64,97	69,17	0,38	1,71	2,94	3,57	
950	32,17	35,43	39,11	43,60	47,98	52,24	56,38	60,39	64,28	68,76	73,04	0,41	1,86	3,21	3,90	
1 160	37,03	40,76	44,91	49,93	54,77	59,41	63,84	68,05	72,03	76,50	80,62	0,50	2,28	3,91	4,76	
1 425	41,93	46,04	50,55	55,91	60,94	65,61	69,91	73,83	77,35	81,00	84,01	0,62	2,80	4,81	5,85	
1 750	45,76	49,99	54,51	59,66	64,20	68,12	71,38	–	–	–	–	0,76	3,44	5,91	7,19	
50	2,49	2,72	2,98	3,31	3,63	3,95	4,27	4,59	4,91	5,29	5,67	0,02	0,10	0,17	0,21	
100	4,65	5,09	5,59	6,21	6,83	7,45	8,07	8,68	9,29	10,02	10,75	0,04	0,20	0,34	0,41	
150	6,69	7,33	8,06	8,97	9,87	10,77	11,67	12,56	13,45	14,52	15,58	0,06	0,29	0,51	0,62	
200	8,63	9,47	10,43	11,62	12,80	13,97	15,14	16,31	17,47	18,86	20,24	0,09	0,39	0,67	0,82	
250	10,52	11,55	12,72	14,18	15,63	17,08	18,51	19,94	21,37	23,06	24,75	0,11	0,49	0,84	1,03	
300	12,34	13,56	14,95	16,67	18,39	20,09	21,79	23,47	25,15	27,15	29,13	0,13	0,59	1,01	1,23	
350	14,12	15,52	17,12	19,10	21,07	23,03	24,97	26,91	28,83	31,11	33,38	0,15	0,69	1,18	1,44	
400	15,85	17,43	19,23	21,47	23,69	25,89	28,08	30,25	32,40	34,97	37,51	0,17	0,79	1,35	1,64	
450	17,53	19,29	21,30	23,78	26,24	28,68	31,10	33,50	35,88	38,70	41,50	0,19	0,88	1,52	1,85	
500	19,18	21,11	23,31	26,03	28,72	31,39	34,04	36,65	39,25	42,32	45,36	0,22	0,98	1,69	2,05	
550	20,78	22,89	25,27	28,22	31,14	34,03	36,89	39,72	42,51	45,82	49,08	0,24	1,08	1,86	2,26	
600	22,35	24,61	27,18	30,36	33,50	36,60	39,66	42,68	45,66	49,19	52,65	0,26	1,18	2,02	2,46	
650	23,87	26,30	29,04	32,43	35,78	39,08	42,34	45,54	48,70	52,43	56,08	0,28	1,28	2,19	2,67	
700	25,36	27,94	30,85	34,45	38,00	41,49	44,92	48,30	51,62	55,53	59,34	0,30	1,37	2,36	2,88	
750	26,80	29,53	32,61	36,41	40,14	43,81	47,42	50,95	54,42	58,49	62,44	0,32	1,47	2,53	3,08	
800	28,21	31,08	34,32	38,30	42,22	46,05	49,81	53,49	57,09	61,30	65,37	0,35	1,57	2,70	3,29	
850	29,57	32,58	35,97	40,13	44,21	48,21	52,11	55,92	59,63	63,95	68,12	0,37	1,67	2,87	3,49	
900	30,89	34,03	37,57	41,90	46,13	50,27	54,30	58,22	62,03	66,44	70,68	0,39	1,77	3,04	3,70	
950	32,17	35,43	39,11	43,60	47,98	52,24	56,38	60,39	64,28	68,76	73,04	0,41	1,86	3,21	3,90	
1 000	33,40	36,79	40,59	45,22	49,73	54,11	58,35	62,44	66,38	70,91	75,20	0,43	1,96	3,37	4,11	
1 050	34,59	38,09	42,01	46,78	51,41	55,88	60,20	64,35	68,33	72,87	77,14	0,45	2,06	3,54	4,31	
1 100	35,73	39,33	43,36	48,26	52,99	57,55	61,93	66,12	70,11	74,64	78,86	0,48	2,16	3,71	4,52	
1 150	36,82	40,53	44,66	49,66	54,48	59,11	63,53	67,74	71,73	76,21	80,35	0,50	2,26	3,88	4,72	
1 200	37,86	41,66	45,89	50,99	55,88	60,56	65,01	69,21	73,17	77,58	81,60	0,52	2,36	4,05	4,93	
1 250	38,86	42,74	47,05	52,23	57,18	61,89	66,35	70,53	74,44	78,74	82,60	0,54	2,45	4,22	5,13	
1 300	39,80	43,76	48,14	53,39	58,39	63,11	67,55	71,69	75,51	79,67	83,34	0,56	2,55	4,39	5,34	
1 350	40,69	44,72	49,16	54,47	59,49	64,20	68,61	72,67	76,40	80,38	83,82	0,58	2,65	4,56	5,55	
1 400	41,53	45,61	50,11	55,45	60,48	65,17	69,52	73,49	77,08	80,85	84,02	0,61	2,75	4,72	5,75	
1 450	42,31	46,44	50,98	56,35	61,36	66,01	70,28	74,13	77,56	81,08	–	0,63	2,85	4,89	5,96	
1 500	43,03	47,21	51,77	57,15	62,14	66,72	70,88	74,59	77,83	–	–	0,65	2,94	5,06	6,16	
1 550	43,70	47,91	52,49	57,85	62,79	67,29	71,32	74,85	77,87	–	–	0,67	3,04	5,23	6,37	
1 600	44,31	48,54	53,12	58,46	63,33	67,72	71,59	74,93	–	–	–	0,69	3,14	5,40	6,57	
1 650	44,85	49,10	53,67	58,96	63,75	68,00	71,70	–	–	–	–	0,71	3,24	5,57	6,78	
1 700	45,34	49,58	54,14	59,36	64,04	68,14	–	–	–	–	–	0,74	3,34	5,74	6,98	
1 750	45,76	49,99	54,51	59,66	64,20	–	–	–	–	–	–	0,76	3,44	5,91	7,19	
1 800	46,11	50,33	54,80	59,84	64,23	–	–	–	–	–	–	0,78	3,53	6,07	7,39	
1 850	46,40	50,58	54,99	59,91	–	–	–	–	–	–	–	0,80	3,63	6,24	7,60	
1 900	46,62	50,76	55,09	–	–	–	–	–	–	–	–	0,82	3,73	6,41	7,80	
1 950	46,76	50,86	55,10	–	–	–	–	–	–	–	–	0,84	3,83	6,58	8,01	
2 000	46,84	50,87	–	–	–	–	–	–	–	–	–	0,87	3,93	6,75	8,21	
2 050	46,85	–	–	–	–	–	–	–	–	–	–	0,89	4,02	6,92	8,42	

■ For speeds exceeding 33 m/s, SKF recommends using dynamically balanced pulleys made of steel.

Minimum installation and take-up allowances

Table 10a

Single V-belts

Datum length	Minimum take-up allowance for tensioning	Minimum installation allowance – for fitting					D	XPZ 3VX SPZ SPZ-XP 3V 3V-XP	XPA SPA SPA-XP	XPB 5VX SPB SPB-XP 5V 5V-XP	XPC SPC SPC-XP	8V 8V-XP
		Z ZX	A AX	B BX	C CX							
–		mm		mm								
400–1 199	25	15	20	25	40	–	15	20	–	–	–	
1 200–2 099	35	20	20	30	40	50	20	25	25	–	–	
2 100–2 799	40	20	25	30	40	50	20	25	25	35	40	
2 800–3 399	45	–	25	30	40	50	20	25	25	35	40	
3 400–4 399	55	–	25	30	50	55	20	25	25	35	40	
4 400–5 399	65	–	25	40	50	60	–	25	25	35	45	
5 400–6 399	85	–	25	40	50	60	–	–	35	40	45	
6 400–7 799	95	–	–	40	50	65	–	–	35	40	45	
7 800–9 999	110	–	–	40	50	65	–	–	35	40	50	
10 000–	130	–	–	40	50	65	–	–	45	50	50	

Table 10b

Banded belts

Datum length	Minimum take-up allowance for tensioning	Minimum installation allowance – for fitting			D	3V	SPB 5V	SPC	8V
		A	B	C					
mm		mm		mm					
400–1 199	25	30	35	50	–	20	–	–	–
1 200–2 099	35	30	40	50	60	25	40	–	–
2 100–2 799	40	35	40	50	60	25	40	50	85
2 800–3 399	45	35	40	50	60	25	40	50	85
3 400–4 399	55	35	40	60	65	25	40	60	85
4 400–5 399	65	35	50	60	70	–	50	60	90
5 400–6 399	85	35	50	60	70	–	50	60	90
6 400–7 799	95	–	50	60	75	–	50	60	90
7 800–9 999	110	–	50	60	75	–	50	60	90
10 000–	130	–	50	60	75	–	50	60	100

Tensioning methods

Tensioning with the SKF belt tension tester

These testers provide a simple way to determine belt tension.

It is very useful in cases where no technical drive data is known which makes it impossible to calculate the appropriate tension. **Table 11** gives general tensioning values for a particular belt cross section in relation to the pulley diameter.

There are three testers (gauges) that cover most of the V-belt range:

Gauge 1 – range: 15–70 kg

Gauge 2 – range: 50–150 kg

Gauge 3 – range: 150–300 kg

Instructions

- 1 Select the appropriate tester from **table 11**.
- 2 With the indicator arm down, place the tester parallel to the side of one belt along the mid section of the span length.
- 3 Holding the rubber finger loop, press down on the belt.
- 4 Stop when you feel and hear the “click”.
- 5 Remove tester and read the belt tension by observing the point where the top surface of the indicator arm crosses the numbered scale on the tester body (→ **fig. 1**).

Table 11

Metric dimension						
Section	Wrapped belt tension		Smallest pulley diameter	Section	Cogged belt tension	
	Initial new belt	Run in used belt			Initial new belt	Run in used belt
–	kg		mm	–	kg	
A	15	11	≤80	AX	20	15
	20	15	80–100		25	20
	31	25	101–132		41	31
B	31	25	≤125	BX	46	36
	41	31	126–160		51	41
	51	41	161–200		61	46
C	71	51	≤200	CX	82	61
	82	61	201–250		92	71
	92	71	251–355		102	82
SPZ, 3V	20	15	≤71	XPZ, 3VX	25	20
	25	20	72–90		31	25
	36	25	91–125		41	31
SPA	36	25	≤100	XPA	41	31
	41	31	101–140		51	41
	51	41	141–200		61	46
SPB, 5V	66	51	≤160	XPB, 5VX	71	56
	71	56	161–224		87	66
	92	71	225–355		102	82
SPC	102	82	≤250	XPC	143	112
	143	112	251–355		163	122
	183	143	356–560		194	153
SPZ-XP, 3V-XP	22	17	≤71			
	28	22	72–90			
	40	28	91–125			
SPA-XP	40	28	≤100			
	45	34	101–140			
	56	45	141–200			
SPB-XP, 5V-XP	73	56	≤160			
	78	62	161–224			
	101	78	225–355			
SPC-XP	112	90	≤250			
	157	123	251–355			
	201	157	356–560			




Fig. 1


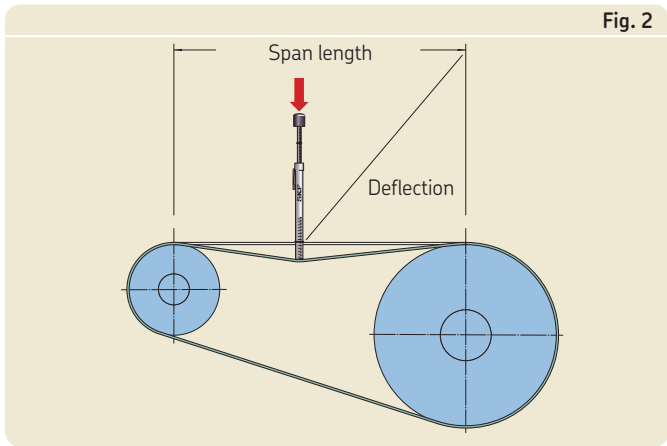


Table 12

Tension values

Section	Smallest pulley diameter	Speed range	Belt deflection force			
			Un-cogged belts		Cogged belts	
			New belt	Used run-in belt	New belt	Used run-in belt
–	mm	r/min	kg			
Z, ZX	40–60	1 000–2 500	0,7	0,5	0,8	0,5
		2 501–4 000	0,8	0,5	0,9	0,6
	61–over	1 000–2 500	1,1	0,8	1,3	0,9
		2 501–4 000	1,1	0,8	1,3	0,9
A, AX	75–90	1 000–2 500	2,1	1,4	2,4	1,6
		2 501–4 000	1,6	1,1	2,0	1,3
	91–120	1 000–2 500	2,6	1,7	2,9	2,0
		2 501–4 000	2,2	1,4	2,5	1,7
121–over		1 000–2 500	3,1	2,0	3,2	2,2
		2 501–4 000	2,7	1,8	2,9	2,0
B, BX	85–105	860–2 500	–	–	2,8	1,9
		2 501–4 000	–	–	2,4	1,6
	106–140	860–2 500	3,1	2,0	4,1	2,7
		2 501–4 000	2,6	1,7	3,5	2,4
	141–over	860–2 500	3,7	2,5	4,8	3,3
		2 501–4 000	3,4	2,3	4,2	2,8
C, CX	175–230	500–1 740	6,5	4,4	8,4	5,7
		1 741–3 000	5,4	3,7	6,7	4,6
	231–over	500–1 740	8,1	5,4	9,1	6,1
		1 741–3 000	7,1	4,8	8,3	5,6
D	305–400	200–850	14,3	9,6	–	–
		851–1 500	12,1	8,2	–	–
	401–over	200–850	17,4	11,7	–	–
		851–1 500	14,6	9,9	–	–
SPZ, XPZ	56–79	1 000–2 500	2,3	1,5	2,3	1,6
		2 501–4 000	1,9	1,1	1,9	1,3
	80–95	1 000–2 500	3,1	1,7	2,9	1,9
		2 501–4 000	2,8	1,8	2,8	1,8
	96–over	1 000–2 500	3,1	2,1	3,3	2,2
		2 501–4 000	2,9	1,9	3,1	2,0
SPA, XPA	71–105	1 000–2 500	3,8	2,5	4,3	2,9
		2 501–4 000	3,4	2,3	3,9	2,6
	106–140	1 000–2 500	4,5	3,0	5,2	3,5
		2 501–4 000	4,1	2,7	4,7	3,1
	141–over	1 000–2 500	5,7	3,8	6,6	4,3
		2 501–4 000	5,7	3,8	5,9	3,9
SPB, XPB	107–159	860–2 500	6,3	4,3	7,3	4,9
		2 501–4 000	6,1	4,1	7,0	4,7
	160–250	860–2 500	8,2	5,5	9,4	6,2
		2 501–4 000	7,3	4,9	8,7	5,8
	251–over	860–2 500	9,7	6,5	10,4	6,9
		2 501–4 000	8,3	5,5	9,5	6,3
SPC, XPC	200–355	500–1 740	13,1	8,8	15,1	10,1
		1 741–3 000	13,3	8,9	15,3	10,1
	356–over	500–1 740	15,0	10,0	17,2	11,4
		1 741–3 000	17,4	11,6	19,9	13,3
3V, 3VX	55–60	1 000–2 500	–	–	1,9	1,3
		2 501–4 000	–	–	1,7	1,1
	61–90	1 000–2 500	2,0	1,4	2,4	1,6
		2 501–4 000	1,7	1,2	2,1	1,4
	91–over	1 000–2 500	2,8	1,9	3,1	2,0
		2 501–4 000	2,6	1,7	2,8	1,9
5V, 5VX	110–170	1 000–2 500	–	–	5,9	3,9
		2 501–4 000	–	–	3,3	2,1
	171–275	500–1 740	7,3	4,9	8,5	5,7
		1 741–3 001	6,5	4,3	7,7	5,3
276–over	500–1 740	9,0	6,0	9,9	6,6	
		1 741–3 001	8,4	5,6	9,6	6,5
8V	315–430	200–850	19,0	12,8	–	–
		851–1 500	15,4	10,4	–	–
	431–over	200–850	22,8	15,3	–	–
		851–1 500	20,3	13,6	–	–
SPZ–XP	56–79	1 000–2 500	2,7	1,8	–	–
		2 501–4 000	2,3	1,4	–	–
	80–95	1 000–2 500	3,8	2,0	–	–
		2 501–4 000	3,4	2,2	–	–
96–over	1 000–2 500	3,8	2,5	–	–	
		2 501–4 000	3,5	2,3	–	–
SPA–XP	71–105	1 000–2 500	4,6	3,0	–	–
		2 501–4 000	4,1	2,8	–	–
	106–140	1 000–2 500	5,5	3,7	–	–
		2 501–4 000	4,9	3,3	–	–
	141–over	1 000–2 500	6,9	4,6	–	–
		2 501–4 000	6,9	4,6	–	–
SPB–XP	107–159	860–2 500	7,7	5,1	–	–
		2 501–4 000	7,4	4,9	–	–
	160–250	860–2 500	9,9	6,6	–	–
		2 501–4 000	8,8	5,9	–	–
251–over	860–2 500	11,7	7,9	–	–	
		2 501–4 000	10,1	6,7	–	–
SPC–XP	200–355	500–1 740	15,9	10,7	–	–
		1 741–3 000	16,1	10,7	–	–
	356–over	500–1 740	18,1	12,1	–	–
		1 741–3 000	21,0	14,0	–	–
3V–XP	55–60	1 000–2 500	–	–	–	–
		2 501–4 000	–	–	–	–
	61–90	1 000–2 500	2,4	1,6	–	–
		2 501–4 000	2,1	1,4	–	–
91–over	1 000–2 500	3,4	2,3	–	–	
		2 501–4 000	3,1	2,1	–	–
5V–XP	110–170	1 000–2 500	–	–	–	–
		2 501–4 000	–	–	–	–
	171–275	500–1 740	8,8	6,0	–	–
		1 741–3 001	7,8	5,2	–	–
	276–over	500–1 740	10,9	7,2	–	–
		1 741–3 001	10,2	6,8	–	–
8V–XP	315–430	200–850	23,0	15,4	–	–
		851–1 500	18,6	12,5	–	–
	431–over	200–850	27,6	18,5	–	–
		851–1 500	22,3	15,0	–	–

Tensioning with the SKF pen tester

This gauge is available to determine the deflection force [kg] required to set and maintain V-belt tension.

Table 12 lists the required force needed to deflect a belt in mid-span relative to pulley diameter and speed.

- 1 Measure the span length (→ **fig. 2**)
- 2 Position the bottom of the large O ring on the pen scale at the measured span length (→ **fig. 3**)
- 3 Set the small O ring on the deflection force scale to zero
- 4 Place the tension tester squarely on one belt at the centre of the span length (→ **fig. 2**) and apply downward force to the plunger until the bottom of the large O-ring is even with the next belt or with the bottom of a straight edge laid across the pulleys.
- 5 Remove the tension tester and read the force applied with the values given in the tables. The force should be between the minimum and the maximum shown. The maximum value shown is for new belts, which will allow for anticipated tension loss. Used belts should be maintained at the minimum values indicated in the tables.



Tensioning with the SKF Belt Frequency Meter

The SKF Belt Frequency Meter is used for checking the tension by means of belt natural frequency measurements (→ **fig. 4**).

Tension measurements are presented in hertz [Hz] or in newton [N], if the drive parameters are entered.

Advantages

- Precise and repeatable measurements
- Non-contact optical head with LED beam for easy pointing to belt surface
- Easy-to-use
- Wide tension range (10–400 Hz)
- Extremely fast response allows quick tension checks on multiple belt drives

Can be used in two different ways:

- a Technical data of the drive is not known and therefore the appropriate tension cannot be calculated. In such cases, refer to general tension values recommended for the particular belt in **tables 13 to 15**.
- a Drive data is known. The tensioning value can be calculated by the drive design program or by a belt tension formula. Simply measure the strand tension in the belt and compare it with the calculated value.

Instructions

- 1 Press ON/OFF to switch meter ON.
- 2 Press button UP or DOWN to select display mode indicated on left side of the display.
- 3 In case newton [N] mode is selected, then:
 - i. Enter belt specific mass [g/m] provided with operating instruction.
 - ii. Enter span length [m]
- 4 Hold the optical head up to the belt span and strum the belt slightly to make it vibrate.
- 5 Measurement is automatically performed. Read-out is given in hertz or in newton depending on selected display mode.

Wrapped V, wedge and banded belts

Section	Smallest pulley diameter	Speed range	Belt tension per single belt*		Mass		Section	Smallest pulley diameter	Speed range	Belt tension per single belt*		Mass		
			New belt	Used run-in belt	Single belt	Belt in a band**				New belt	Used run-in belt	Single belt	Belt in a band**	
-	mm	r/min	N		kg/m		-	mm	r/min	N		kg/m		
Z	40-60	1 000-2 500	104	69	0,051	n/a	SPZ-XP	56-79	1 000-2 500	372	249	0,079	n/a	
		2 501-4 000	121	81						2 501-4 000	288	193		
	61-over	1 000-2 500	174	116					80-95	1 000-2 500	421	281		
		2 501-4 000	174	116					2 501-4 000	457	304			
A	75-90	1 000-2 500	332	222	0,115	0,150	SPA-XP	71-105	1 000-2 500	633	421	0,122	n/a	
		2 501-4 000	254	169						2 501-4 000	576	384		
	91-120	1 000-2 500	391	261					106-140	1 000-2 500	766	510		
		2 501-4 000	332	222					2 501-4 000	691	460			
	121-175	1 000-2 500	469	313				141-over	1 000-2 500	959	639			
		2 501-4 000	411	274					2 501-4 000	964	642			
B	105-140	860-2 500	469	313	0,193	0,260	SPB-XP	107-159	860-2 500	1076	717	0,202	n/a	
		2 501-4 000	391	261						2 501-4 000	1035	690		
	141-220	860-2 500	567	378				160-250	860-2 500	1381	921			
		2 501-4 000	528	352					2 501-4 000	1228	818			
C	175-230	500-1 740	1 017	678	0,320	0,417	SPC-XP	200-355	500-1 740	2229	1485	0,350	n/a	
		1 741-3 000	841	561						1 741-3 000	2247	1498		
	231-400	500-1 740	1 251	834					356-over	500-1 740	2536	1691		
		1 741-3 000	1 115	743					1 741-3 000	2938	1959			
SPZ	56-79	1 000-2 500	338	226	0,076	n/a	3V-XP	61-90	1 000-2 500	344	230	0,079	n/a	
		2 501-4 000	262	175						2 501-4 000	301	200		
	80-95	1 000-2 500	383	255				91-175	1 000-2 500	473	315,7			
		2 501-4 000	415	276					2 501-4 000	430,1	287,1			
	96-over	1 000-2 500	477	318			5V-XP	171-275	500-1 740	1247,4	831,6	0,202	n/a	
	2 501-4 000	438	292						1 741-3 001	1096,7	731,5			
SPA	71-105	1 000-2 500	575	383	0,134	0,155	8V-XP	315-430	200-850	3226,3	2150,5	0,520	n/a	
		2 501-4 000	524	349						851-1 500	2624,6	1749		
	106-140	1 000-2 500	696	464					200-850	3872	2580,6			
		2 501-4 000	628	418					851-1 500	3441,9	2294,6			
	141-over	1 000-2 500	872	581				431-570	200-850	3872	2580,6			
		2 501-4 000	876	584					851-1 500	3441,9	2294,6			
SPB	107-159	860-2 500	978	652	0,223	0,268								
		2 501-4 000	941	627										
	160-250	860-2 500	1 255	837										
		2 501-4 000	1 116	744										
	251-over	860-2 500	1 496	997										
		2 501-4 000	1 275	850										
SPC	200-355	500-1 740	2 026	1 350	0,354	0,394								
		1 741-3 000	2 043	1 362										
	356-over	500-1 740	2 305	1 537										
		1 741-3 000	2 671	1 781										
3V	61-90	1 000-2 500	313	209	0,076	0,099								
		2 501-4 000	274	182										
	91-175	1 000-2 500	430	287										
		2 501-4 000	391	261										
5V	171-275	500-1 740	1 134	756	0,223	0,272								
		1 741-3 000	997	665										
	276-500	500-1 740	1 369	912										
		1 741-3 000	1 291	860										
8V	315-430	200-850	2 933	1 955	0,504	0,654								
		851-1 500	2 386	1 590										
	431-570	200-850	3 520	2 346										
		851-1 500	3 129	2 086										

The values listed in the tables on the following pages provide a guideline for belt tensioning. More accurate values for your specific belt drive can be obtained from belt drive calculations on skfptp.com.

* Multiply the belt tension required for a single belt by the number of belts in the banded belt unit to get the total tension to apply.

**Multiply the mass of one belt in a band by the number of belts in the banded belt unit to get the total mass to apply.

Table 14

Cogged raw edge V, wedge and banded belts

Section	Smallest pulley diameter	Speed range	Belt tension per single belt*		Mass Single belt	Belt in a band**
			New belt	Used run-in belt		
–	mm	r/min	N		kg/m	
ZX	40–60	1 000–2 500	119	80	0,051	n/a
		2 501–4 000	139	93		
	61–over	1 000–2 500	199	133		
		2 501–4 000	199	133		
AX	75–90	1 000–2 500	372	248	0,115	0,153
		2 501–4 000	293	196		
	91–120	1 000–2 500	450	300		
		2 501–4 000	391	261		
121–175	1 000–2 500	508	339			
	2 501–4 000	450	300			
BX	85–105	860–2 500	430	287	0,193	0,225
		2 501–4 000	372	248		
	106–140	860–2 500	626	417		
		2 501–4 000	547	365		
141–220	860–2 500	763	508			
	2 501–4 000	645	430			
CX	175–230	500–1 740	1 310	873	0,320	0,398
		1 741–3 000	1 056	704		
	231–400	500–1 740	1 408	939		
		1 741–3 000	1 291	860		
XPZ	56–79	1 000–2 500	362	241	0,076	n/a
		2 501–4 000	299	199		
	80–95	1 000–2 500	438	292		
		2 501–4 000	418	279		
96–over	1 000–2 500	499	332			
	2 501–4 000	469	313			
XPA	71–105	1 000–2 500	657	438	0,134	0,156
		2 501–4 000	598	399		
	106–140	1 000–2 500	796	531		
		2 501–4 000	718	478		
140–over	1 000–2 500	997	665			
	2 501–4 000	897	598			
XPB	107–159	860–2 500	1 116	744	0,223	0,279
		2 501–4 000	1 075	717		
	160–250	860–2 500	1 435	957		
		2 501–4 000	1 330	886		
251–over	860–2 500	1 596	1 064			
	2 501–4 000	1 455	970			
XPC	200–355	500–1 740	2 313	1 542	0,354	0,548
		1 741–3 000	2 333	1 555		
	356–over	500–1 740	2 632	1 755		
		1 741–3 000	3 050	2 034		
3VX	55–60	1 000–2 500	293	196	0,076	0,102
		2 501–4 000	254	169		
	61–90	1 000–2 500	372	248		
		2 501–4 000	332	222		
91–175	1 000–2 500	469	313			
	2 501–4 000	430	287			
5VX	110–170	1 000–2 500	899	600	0,223	0,252
		2 501–4 000	489	326		
	171–275	500–1 740	1 310	873		
		1 741–3 001	1 212	808		
276–400	500–1 740	1 525	1 017			
	1 741–3 001	1 486	991			

The values listed in the tables on following pages provide a guideline for belt tensioning. More accurate values for your specific belt drive can be obtained from belt drive calculations on skfptp.com.

* Multiply the belt tension required for a single belt by the number of belts in the banded belt unit to get total tension to apply.

**Multiply the mass of one belt in a band by the number of belts in the banded belt unit to get total mass to apply.

Table 15

Timing belts

	Section	Belt tension		Mass	
		New belt	Used run-in belt		
–	–	N		kg/m	
HiTD	5M 9	99	71	0,037	
	5M 15	174	124	0,061	
	5M 25	311	222	0,102	
	8M 20	372	266	0,128	
	8M 30	593	424	0,192	
	8M 50	1 037	741	0,32	
	8M 85	2 044	1 460	0,545	
	14M 40	1 297	926	0,429	
	14M 55	1 912	1 366	0,59	
	14M 85	3 142	2 244	0,911	
	14M 115	4 480	3 200	1,233	
	14M 170	7 139	5 099	1,823	
	STD	S8M20	390	279	0,111
		S8M30	620	443	0,167
S8M50		1 110	793	0,278	
S8M85		2 030	1 450	0,473	
S14M40		1 340	957	0,462	
S14M55		1 925	1 375	0,634	
S14M85		3 165	2 261	0,981	
S14M115		4 465	3 189	1,327	
S14M170		6 975	4 982	1,962	

Timing belts

	Section	Belt tension		Mass
		New belt	Used run-in belt	
–	–	N		kg/m
Timing	XL 025	13	11	0,014
	XL 037	24	20	0,02
	L050	51	41	0,043
	L075	87	70	0,065
	L 100	122	98	0,087
	H075	220	176	0,084
	H100	311	249	0,112
	H150	485	388	0,168
	H200	667	534	0,223
	H300	1 045	836	0,335
	XH 200	907	726	0,572
	XH 300	1 428	1 142	0,858
	XH 400	2 019	1 615	1,144
	XXH 200	1 130	904	0,809
	XXH 300	1 748	1 398	1,213
	XXH 400	2 478	1 982	1,617

1

Calculating belt tension

Insufficient belt tension will cause the belt to slip, which consequently generates heat, high belt temperatures and premature ageing of the belt.

Degradation of the rubber compound, caused by excessive heat, will have a significant impact on the service life of a belt.

When the tension is too high, the belt will not slip, but this will have a negative impact on the service life of the bearings and the belt.

There are two values that must be considered when tensioning a belt:

- a T_{used} (run-in) is minimum tension on the belt that ensures minimum slip on the drive. Belt tension should ideally not drop below this value during the entire belt service life.
- b T_{new} (initial) is maximum tension in the belt, used to initially tension a new belt. T_{new} normally decreases during the first hours of operation releasing initial high bearing loads.

General tensioning values

Tensioning values for general tensioning purposes are provided by the operating manual for selected tensioning tools. The values represent the "worst case" drives and as such, tend to be higher than the values calculated for a specific drive.

Calculating tension values

In cases where all drive data is available, it is possible to calculate the required tension instead of using the general tensioning values.

To calculate tension values, the following procedure should be used:

- a Find the minimum required strand tension for used run-in belts using the formula:

$$v = \frac{d n}{19\,100}$$

where

- v = belt speed [m/s]
- d = pulley datum diameter [mm]
- n = speed of driver pulley [r/min]

$$T_{used} = 510 \frac{(2,2 - C_3) P_d}{C_3 N v} + \frac{M v^2}{1,11}$$

where

- T_{used} = minimum required static tension in one strand of the belt [N]
- C_3 = arc of contact correction factor (→ table 4)
- P_d = design power [kW]
- N = number of belts on the drive
- v = belt speed [m/s]
- M = belt weight per unit [kg/m] (→ tables 3A, 3B, 3C)

- b Increase T_{used} value by 50% to get initial required tension on a new belt T_{new}

$$T_{new} = 1,5 T_{used}$$

- c If the SKF pen tester is used to tension the drive, calculate belt deflection force.

For single V-belts and single units of banded and ribbed belts:

$$F_{d\,used} = 0.102 \times \left[\frac{T_{used} N}{16} + \frac{N K S_p}{L} \right]$$

$$F_{d\,new} = 0.102 \times \left[\frac{T_{new} N}{16} + \frac{N K S_p}{L} \right]$$

For multiple V-belts or matched sets of banded and ribbed belts:

$$F_{d\,used} = 0.102 \times \left[\frac{T_{used} N}{16} + N K \right]$$

$$F_{d\,new} = 0.102 \times \left[\frac{T_{new} N}{16} + N K \right]$$

where

- $F_{d\,used}, F_{d\,new}$ = deflection force for a used run-in respectively a new belt [kg]
- T_{used}, T_{new} = required strand tension for a used run-in respectively a new belt
- N = number of belts (for single V-belt N = 1) or number of belts in a band.
- K = belt modulus factor (→ table 1)
- S_p = span length of the belt [m]
- L = reference length of the belt [m]

- d If the SKF Belt Frequency Meter is used to tension the drive, take value T_{new} (T_{used}) and directly compare it with the readings from the tester.

Table 16

Belt modulus factor

Section	K
Z, ZX	2,67
A, AX	2,94
B, BX	3,87
C, CX	5,87
D	8,01
SPZ, XPZ, 3V, 3VX	2,89
SPA, XPA	3,12
SPB, XPB, 5V, 5VX	4,01
SPC, XPC	6,23
8V	7,57

Tensioning by means of belt elongation

This method is used when installing new or used run-in banded V-belt sets or where individual belts require so much force that other tensioning methods are not practical.

Instructions

- 1 Determine strand tension (New, Used).
To do this, use general strand tension values provided in the SKF Belt Frequency Meter manual or calculate the required static strand tension.
- 2 Fit the belt on both pulleys with no tension.
- 3 Draw two lines on the back of the belt 1 000 mm apart.
- 4 Increase the distance between the two lines according to data provided in **table 17**.

If more appropriate, the following approach could be used.

- 1 Use a tape measure to measure the outside circumference of the belt.
- 2 Using the length multiplier from **table 18** and calculate the length of the belt under adequate tension.
- 3 Increase the drive centre distance until the tape measure reaches the calculated length.

Note: If you are re-tensioning a used belt, decrease the centre distance until there is no tension on the belt, then you can tape the outside.

Table 17

Length addition for 1 000 mm of belt strand

Single belt, banded belt	A	B	C	D	SPA SPA-XP	SPB SPB-XP 5V 5V-XP	SPC SPC-XP	8V 8V-XP
– Elongation per 1 000 mm of belt strand (mm)								
200	3,4	1,5	–	–	3,0	–	–	–
250	4,3	1,8	–	–	3,8	–	–	–
300	5,1	2,2	–	–	4,5	–	–	–
350	6,0	2,6	–	–	5,3	–	–	–
400	6,8	2,9	2,4	–	6,0	2,1	–	–
450	7,7	3,3	2,7	–	6,8	2,6	–	–
500	8,5	3,7	3,0	–	7,5	3,1	–	–
550	9,4	4,0	3,3	–	8,3	3,6	1,9	–
600	10,2	4,4	3,6	3,2	9,0	4,1	2,2	–
650	11,1	4,8	3,8	3,4	9,8	4,6	2,5	–
700	11,9	5,2	4,1	3,7	10,5	5,1	2,9	–
750	12,8	5,5	4,4	4,0	11,3	5,6	3,2	–
800	–	5,9	4,7	4,2	–	6,1	3,6	–
900	–	6,6	5,3	4,7	–	7,0	4,1	–
1 000	–	7,4	5,9	5,3	–	7,9	4,7	–
1 200	–	8,8	7,1	6,3	–	9,5	5,8	3,6
1 400	–	10,3	8,3	7,4	–	11,2	6,8	4,6
1 600	–	11,8	9,5	8,4	–	12,9	7,9	5,6
1 800	–	–	–	9,5	–	14,6	9,0	6,6
2 000	–	–	–	10,6	–	16,2	10,0	7,6
2 250	–	–	–	11,9	–	18,3	11,3	8,7
2 500	–	–	–	13,2	–	20,4	12,7	9,9
2 750	–	–	–	14,5	–	22,4	14,0	11,0
3 000	–	–	–	–	–	–	15,3	12,2
3 250	–	–	–	–	–	–	16,6	13,3
3 500	–	–	–	–	–	–	–	14,5
3 750	–	–	–	–	–	–	–	15,6
4 000	–	–	–	–	–	–	–	16,8
4 250	–	–	–	–	–	–	–	17,9

Table 18

Belt length multiplier

Single belt, banded belt	A	B	C	D	SPA SPA-XP	SPB SPB-XP 5V 5V-XP	SPC SPC-XP	8V 8V-XP
– Belt length multipliers								
200	1,0034	1,0015	–	–	1,0030	–	–	–
250	1,0043	1,0018	–	–	1,0038	–	–	–
300	1,0051	1,0022	–	–	1,0045	–	–	–
350	1,0060	1,0026	–	–	1,0053	–	–	–
400	1,0068	1,0029	1,0024	–	1,0060	1,0021	–	–
450	1,0077	1,0033	1,0027	–	1,0068	1,0026	–	–
500	1,0085	1,0037	1,0030	–	1,0075	1,0031	–	–
550	1,0094	1,0040	1,0033	–	1,0083	1,0036	1,0019	–
600	1,0102	1,0044	1,0036	1,0032	1,0090	1,0041	1,0022	–
650	1,0111	1,0048	1,0038	1,0034	1,0098	1,0046	1,0025	–
700	1,0119	1,0052	1,0041	1,0037	1,0105	1,0051	1,0029	–
750	1,0128	1,0055	1,0044	1,0040	1,0113	1,0056	1,0032	–
800	–	1,0059	1,0047	1,0042	–	1,0061	1,0036	–
900	–	1,0066	1,0053	1,0047	–	1,0070	1,0041	–
1 000	–	1,0074	1,0059	1,0053	–	1,0079	1,0047	–
1 200	–	1,0088	1,0071	1,0063	–	1,0095	1,0058	1,0036
1 400	–	1,0103	1,0083	1,0074	–	1,0112	1,0068	1,0046
1 600	–	1,0118	1,0095	1,0084	–	1,0129	1,0079	1,0056
1 800	–	–	–	1,0095	–	1,0146	1,0090	1,0066
2 000	–	–	–	1,0106	–	1,0162	1,0100	1,0076
2 250	–	–	–	1,0119	–	1,0183	1,0113	1,0087
2 500	–	–	–	1,0132	–	1,0204	1,0127	1,0099
2 750	–	–	–	1,0145	–	1,0224	1,0140	1,0110
3 000	–	–	–	–	–	–	1,0153	1,0122
3 250	–	–	–	–	–	–	1,0166	1,0133
3 500	–	–	–	–	–	–	–	1,0145
3 750	–	–	–	–	–	–	–	1,0156
4 000	–	–	–	–	–	–	–	1,0168
4 250	–	–	–	–	–	–	–	1,0179

Special drives with idlers

Use of idlers

Idlers are grooved or flat pulleys that do not transmit any power in a drive system.

Depending on the drive requirements, they can be used on either the inside or outside of the belt.

It is generally recommended to avoid any idlers on the drive as they produce additional bending stress on the belt. However, there are situations where idlers cannot be avoided. For example:

- Drives with a fix centre distance: Idlers are installed to provide required tension.
- Drives with long span: Excessive belt vibration may occur. Idlers in such cases are used as dampeners.

- Drives with low bending angle on smaller pulley, which reduces the overall power capacity of the belt: Outside idlers are then positioned close to the small pulley, which will increase the bending angle and provide better grip.

When using idlers, the following considerations should be taken into account:

- They must always be installed on the slack side of the belt. This is particularly important in case of outside idlers. An outside idler installed on tight side causes backward bend, which in combination with high belt tension, contributes to premature belt failure (→ **fig. 5**).

- Inside (grooved) idlers do not generate reverse bending of the belt thus causing less damage than backside idlers. They will, however, decrease the bending angle. Therefore, they should be positioned as close as possible to a large pulley (→ **fig. 6**). The inside diameter of an idler pulley should not be smaller than the inside diameter of the drive side pulley.
- Outside idlers should be positioned as close as possible to the small pulley to increase the bending angle (→ **fig. 7**).

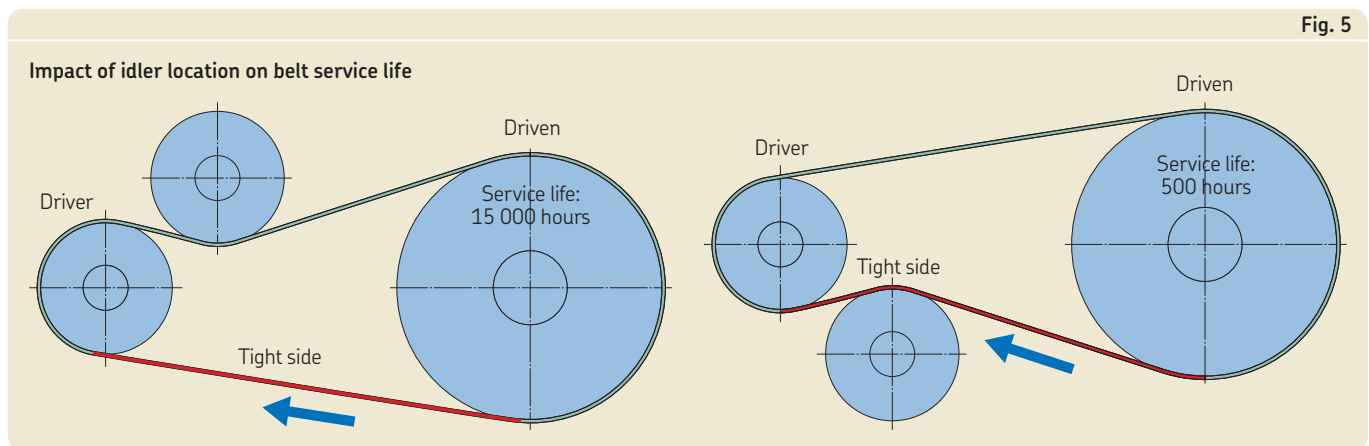


Fig. 5

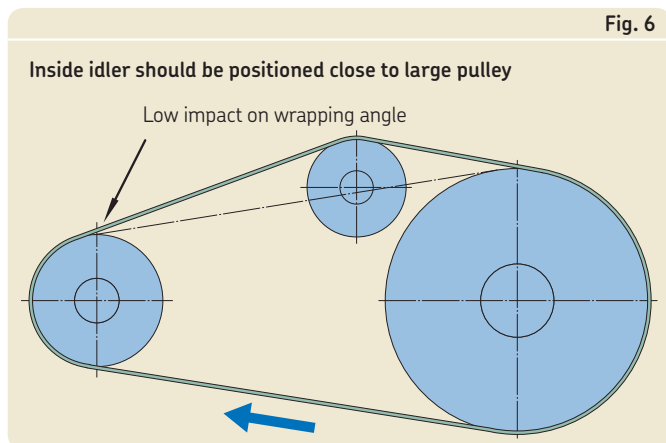


Fig. 6

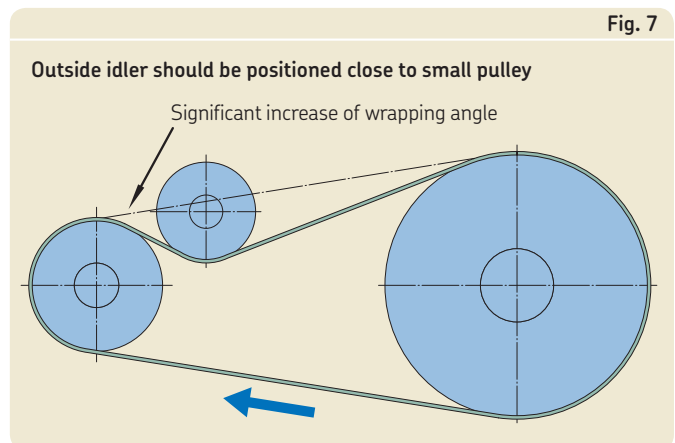


Fig. 7

Minimum outside idler diameter should not be less than 1,3 times the diameter of the small pulley (→ **fig. 8**).

The wrapping angle of the belt around an idler should be as small as possible. Stress analyses show that, in addition to the amount of backward bend, the duration of deformation is also important. A small wrapping angle reduces the duration of deformation and has less of a negative impact on the belt (→ **fig. 9**).

Outside idlers should be cylindrical (not crowned) and should have flanges on both sides. The flanges should have sharp corners to prevent the belt from riding out of the pulley.

Fig. 8

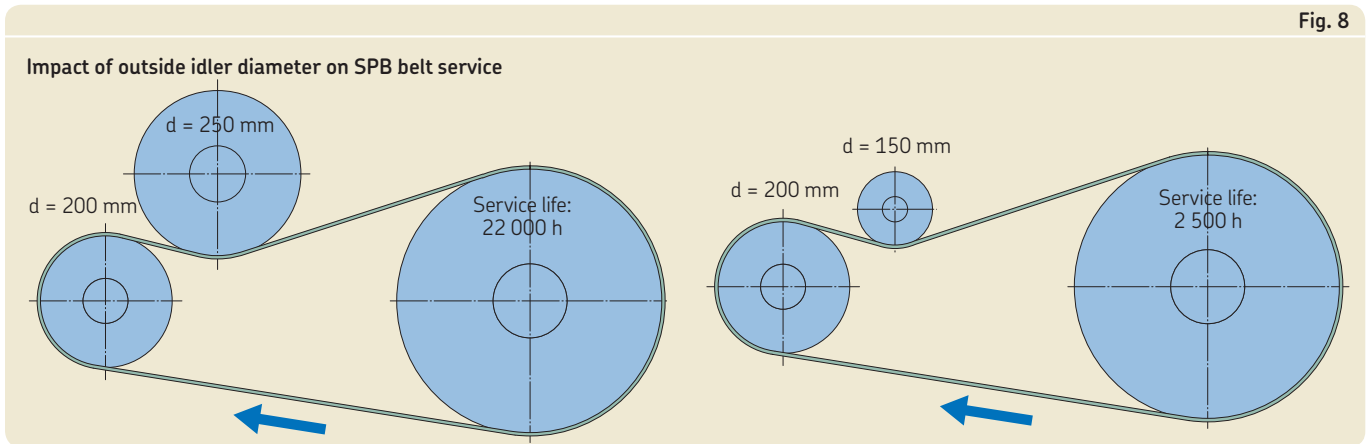
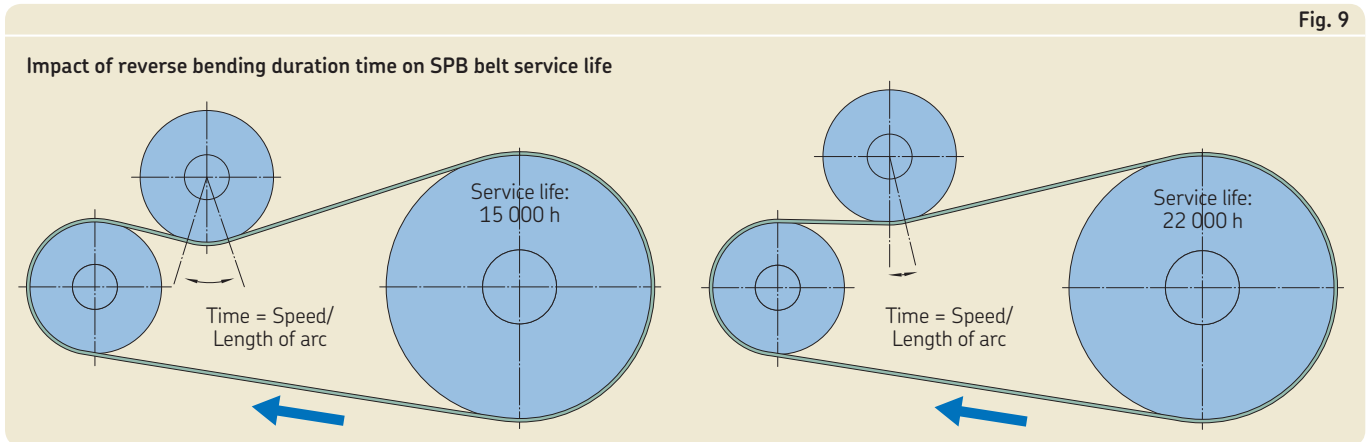


Fig. 9



Banded belts

SKF banded V-belts are made up of two or more standard V-belts connected together on the top with a reinforced rubber band.

They are available in wedge belt constructions SPA, SPB, SPC, narrow wedge constructions 3V, 5V, 8V, and classical V-belt constructions A, B, C, D.

1 Advantages of banded V-belts

Single V-belts can handle most general drive requirements. However, under certain operating conditions, there might be an issue with belt vibrations or belt whipping, which causes the belt to come off the drive. In cases like this, banded belts offer a simple and reliable solution.

Other advantages:

- Eliminates excessive belt slip in case of heavy starts of the drive
- Prevents belts from turning over
- Banded belts can transmit more power than single belts, making them more reliable

2 Banded belts and pulleys cross reference

Generally, banded belts do not need special pulleys. Most of them run on the same pulleys as single belts.

Banded SPA, SPB, SPC belts are designed for in standard pulleys (ISO 4183). Banded 3V, 5V, 8V belts require standard RMA IP20/ISO 5290 pulleys.

The only exceptions are some A, B, C and D classic profile banded belts.

Single classical belts could run in both ISO 4183 and RMA IP20/ISO 5291 pulleys, while banded classical belts generally utilize RMA IP20/ISO 5291 pulleys only.

See **table 19** for belt pulley cross reference.

3 Tensioning of banded belts

Standard tensioning methods, by deflection load or belt frequency, may not be appropriate for tensioning a banded belt. This is particularly true for applications where there are long spans and heavy belts. To tension banded belts, SKF recommends using the belt elongation method on **page 71**.

Table 19

V belts – belts and pulleys crossreference

Section	Designation	Required centre to centre distance for pulley grooves ¹⁾	Wedge belt pulleys ISO 4183	Narrow wedge pulleys RMA IP 22, ISO 5290	Classical V-belts pulleys RMA IP20, ISO 5291
–	–	mm	–	–	–
Single belts					
Wedge belts	SPZ	–	✓	X	X
	SPA	–	✓	X	X
	SPB	–	✓	X	X
	SPC	–	✓	X	X
Classical	A	–	✓	X	✓
	B	–	✓	X	✓
	C	–	✓	X	✓
	D	–	✓	X	✓
Narrow wedge	3V	–	✓	✓	X
	5V	–	✓	✓	X
	8V	–	X	✓	X
Banded belts					
Wedge belts	SPZ	12,0	✓	X	X
	SPA	15,0	✓	X	X
	SPB	19,0	✓	X	X
	SPC	25,5	✓	X	X
Classical	A	15,9	X	X	✓ ²⁾
	B	19,0	✓	X	✓ ²⁾
	C	25,4	✓	X	✓
	D	36,5	X	X	✓
Narrow wedge	3V	10,3	X	✓	X
	5V	17,5	X	✓	X
	8V	28,6	X	✓	X

¹⁾ Please check pulley chapter to see groove centre to centre distance for SKF pulleys.

²⁾ Not valid for A/B combination pulley.

X = Will not fit the indicated pulley

✓ = Will fit the indicated pulley

V-belt pulleys

X = Will not fit the indicated pulley
 ✓ = Will fit in the pulley

Table 20a

SPZ (taper bushed)

Pulley datum diameter	Number of grooves						
	1	2	3	4	5	6	8
mm	-						
50	✓	✓	X	X	X	X	X
56	✓	✓	X	X	X	X	X
60	✓	✓	X	X	X	X	X
63	✓	✓	✓	✓	X	X	X
67	✓	✓	✓	✓	X	X	X
71	✓	✓	✓	✓	X	X	X
75	✓	✓	✓	✓	X	X	X
80	✓	✓	✓	✓	X	X	X
85	✓	✓	✓	✓	✓	✓	X
90	✓	✓	✓	✓	✓	✓	X
95	✓	✓	✓	✓	✓	✓	X
100	✓	✓	✓	✓	✓	✓	X
106	✓	✓	✓	✓	✓	✓	X
112	✓	✓	✓	✓	✓	✓	X
118	✓	✓	✓	✓	✓	✓	X
125	✓	✓	✓	✓	✓	✓	X
132	✓	✓	✓	✓	✓	✓	X
140	✓	✓	✓	✓	✓	✓	✓
150	✓	✓	✓	✓	✓	✓	✓
160	✓	✓	✓	✓	✓	✓	✓
170	✓	✓	✓	✓	✓	✓	X
180	✓	✓	✓	✓	✓	✓	X
190	✓	✓	✓	✓	✓	✓	X
200	✓	✓	✓	✓	✓	✓	✓
224	✓	✓	✓	✓	✓	✓	✓
250	✓	✓	✓	✓	✓	✓	✓
280	✓	✓	✓	✓	✓	✓	✓
315	✓	✓	✓	✓	✓	✓	X
355	✓	✓	✓	✓	✓	✓	✓
400	✓	✓	✓	✓	✓	✓	✓
450	✓	✓	✓	✓	✓	✓	✓
500	✓	✓	✓	✓	✓	✓	✓
450	✓	✓	✓	✓	✓	✓	✓
500	X	X	✓	✓	✓	✓	X
630	X	X	✓	✓	✓	✓	X
800	X	X	✓	✓	✓	✓	X

Table 20b

SPA (taper bushed)

Pulley datum diameter	Number of grooves					
	1	2	3	4	5	6
mm	-					
63	✓	✓	X	X	X	X
67	✓	✓	X	X	X	X
71	✓	✓	X	X	X	X
75	✓	✓	✓	X	X	X
80	✓	✓	✓	X	X	X
85	✓	✓	✓	X	X	X
90	✓	✓	✓	✓	✓	✓
95	✓	✓	✓	✓	✓	✓
100	✓	✓	✓	✓	✓	✓
106	✓	✓	✓	✓	✓	✓
112	✓	✓	✓	✓	✓	✓
118	✓	✓	✓	✓	✓	✓
125	✓	✓	✓	✓	✓	✓
132	✓	✓	✓	✓	✓	✓
140	✓	✓	✓	✓	✓	✓
150	✓	✓	✓	✓	✓	✓
160	✓	✓	✓	✓	✓	✓
170	✓	✓	✓	✓	✓	✓
180	✓	✓	✓	✓	✓	✓
190	✓	✓	✓	✓	✓	✓
200	✓	✓	✓	✓	✓	✓
212	✓	✓	✓	✓	✓	✓
224	✓	✓	✓	✓	✓	✓
250	✓	✓	✓	✓	✓	✓
280	✓	✓	✓	✓	✓	✓
315	✓	✓	✓	✓	✓	✓
355	✓	✓	✓	✓	✓	✓
400	✓	✓	✓	✓	✓	✓
450	✓	✓	✓	✓	✓	✓
500	✓	✓	✓	✓	✓	✓
630	✓	✓	✓	✓	✓	✓
800	X	X	✓	✓	✓	✓
1 000	X	X	✓	✓	✓	✓

Table 20c

SPB (taper bushed)

Pulley datum diameter	Number of grooves									
	1	2	3	4	5	6	8	10		
mm	-									
100	✓	✓	✓	✓	X	X	X	X	X	
106	✓	✓	✓	✓	X	X	X	X	X	
112	✓	✓	✓	✓	X	X	X	X	X	
118	✓	✓	✓	✓	X	X	X	X	X	
125	✓	✓	✓	✓	✓	✓	X	X	X	
132	✓	✓	✓	✓	✓	✓	X	X	X	
140	✓	✓	✓	✓	✓	✓	✓	✓	X	
150	✓	✓	✓	✓	✓	✓	✓	✓	X	
160	✓	✓	✓	✓	✓	✓	✓	✓	X	
170	✓	✓	✓	✓	✓	✓	✓	✓	X	
180	✓	✓	✓	✓	✓	✓	✓	✓	X	
190	✓	✓	✓	✓	✓	✓	✓	✓	X	
200	✓	✓	✓	✓	✓	✓	✓	✓	X	
212	✓	✓	✓	✓	✓	✓	✓	✓	X	
224	✓	✓	✓	✓	✓	✓	✓	✓	✓	
236	✓	✓	✓	✓	✓	✓	✓	✓	✓	
250	✓	✓	✓	✓	✓	✓	✓	✓	✓	
280	✓	✓	✓	✓	✓	✓	✓	✓	✓	
300	✓	✓	✓	✓	✓	✓	✓	✓	✓	
315	✓	✓	✓	✓	✓	✓	✓	✓	✓	
335	✓	✓	✓	✓	✓	✓	✓	✓	✓	
355	✓	✓	✓	✓	✓	✓	✓	✓	✓	
400	✓	✓	✓	✓	✓	✓	✓	✓	✓	
450	✓	✓	✓	✓	✓	✓	✓	✓	✓	
500	✓	✓	✓	✓	✓	✓	✓	✓	✓	
560	✓	✓	✓	✓	✓	✓	✓	✓	✓	
630	✓	✓	✓	✓	✓	✓	✓	✓	✓	
710	X	X	✓	✓	✓	✓	✓	✓	✓	
800	X	X	✓	✓	✓	✓	✓	✓	✓	
900	X	X	✓	✓	✓	✓	✓	✓	✓	
1 000	X	X	✓	✓	✓	✓	✓	✓	✓	
1 250	X	X	✓	✓	✓	✓	✓	✓	✓	

For additional information about a specific pulley, refer to the SKF Power Transmission catalogue.

V-belt pulleys

Table 20d

SPC (taper bushed)

Pulley datum diameter	Number of grooves					
	3	4	5	6	8	10
mm	-					
200	✓	✓	✓	✓	✓	X
212	✓	✓	✓	✓	✓	X
224	✓	✓	✓	✓	✓	✓
236	✓	✓	✓	✓	✓	✓
250	✓	✓	✓	✓	✓	✓
265	✓	✓	✓	✓	✓	✓
280	✓	✓	✓	✓	✓	✓
300	✓	✓	✓	✓	✓	✓
315	✓	✓	✓	✓	✓	✓
335	✓	✓	✓	✓	✓	✓
355	✓	✓	✓	✓	✓	✓
375	✓	✓	✓	✓	✓	✓
400	✓	✓	✓	✓	✓	✓
425	✓	✓	✓	✓	✓	✓
450	✓	✓	✓	✓	✓	✓
475	✓	✓	✓	✓	✓	✓
500	✓	✓	✓	✓	✓	✓
530	✓	✓	✓	✓	✓	✓
560	✓	✓	✓	✓	✓	✓
630	✓	✓	✓	✓	✓	✓
710	✓	✓	✓	✓	✓	✓
800	✓	✓	✓	✓	✓	✓
1 000	✓	✓	✓	✓	✓	✓
1 250	✓	✓	✓	✓	✓	✓

Table 20e

A/B (taper bushed)

Pulley datum diameter	Number of grooves							
	1	2	3	4	5	6	8	10
in.	-							
A/Belt								
3.00	✓	✓	✓	✓	✓	X	X	X
3.20	✓	✓	✓	✓	✓	X	X	X
3.40	✓	✓	✓	✓	✓	X	X	X
3.60	✓	✓	✓	✓	✓	X	X	X
3.80	✓	✓	✓	✓	✓	X	X	X
4.00	✓	✓	✓	✓	✓	X	X	X
4.20	✓	✓	✓	✓	✓	X	X	X
4.40	✓	✓	✓	✓	X	X	X	X
4.60	✓	✓	✓	✓	✓	X	X	X
4.80	✓	✓	✓	✓	✓	X	X	X
5.00	✓	✓	✓	✓	✓	✓	✓	✓
5.20	✓	✓	✓	✓	✓	✓	✓	✓
5.40	✓	✓	✓	✓	X	X	X	X
5.60	✓	✓	✓	✓	✓	✓	✓	✓
5.80	✓	✓	✓	✓	X	X	X	X
6.00	✓	✓	✓	✓	✓	✓	✓	✓
6.20	✓	✓	✓	✓	X	X	X	X
6.40	✓	✓	✓	✓	✓	✓	✓	✓
7.00	✓	✓	✓	✓	✓	✓	✓	✓
8.20	✓	✓	✓	✓	✓	✓	✓	✓
9.00	✓	✓	✓	✓	✓	✓	✓	✓
10.60	✓	✓	✓	✓	✓	✓	✓	✓
12.00	✓	✓	✓	✓	✓	✓	✓	X
15.00	✓	✓	✓	✓	✓	✓	✓	X
18.00	✓	✓	✓	✓	✓	✓	✓	X
19.60	✓	✓	✓	✓	✓	✓	✓	X
24.60	✓	✓	✓	✓	✓	✓	✓	X
29.60	✓	✓	✓	✓	✓	✓	✓	X
37.60	✓	✓	✓	✓	✓	✓	✓	X

Pulley datum diameter	Number of grooves							
	1	2	3	4	5	6	8	10
in.	-							
B/Belt								
3.40	✓	✓	✓	✓	✓	X	X	X
3.60	✓	✓	✓	✓	✓	X	X	X
3.80	✓	✓	✓	✓	✓	X	X	X
4.00	✓	✓	✓	✓	✓	X	X	X
4.20	✓	✓	✓	✓	✓	X	X	X
4.40	✓	✓	✓	✓	✓	X	X	X
4.60	✓	✓	✓	✓	✓	X	X	X
4.80	✓	✓	✓	✓	X	X	X	X
5.00	✓	✓	✓	✓	✓	X	X	X
5.20	✓	✓	✓	✓	✓	X	X	X
5.40	✓	✓	✓	✓	✓	✓	✓	✓
5.60	✓	✓	✓	✓	✓	✓	✓	✓
5.80	✓	✓	✓	✓	X	X	X	X
6.00	✓	✓	✓	✓	✓	✓	✓	✓
6.20	✓	✓	✓	✓	X	X	X	X
6.40	✓	✓	✓	✓	✓	✓	✓	✓
6.60	✓	✓	✓	✓	X	X	X	X
6.80	✓	✓	✓	✓	✓	✓	✓	✓
7.40	✓	✓	✓	✓	✓	✓	✓	✓
8.60	✓	✓	✓	✓	✓	✓	✓	✓
9.40	✓	✓	✓	✓	✓	✓	✓	✓
11.00	✓	✓	✓	✓	✓	✓	✓	✓
12.40	✓	✓	✓	✓	✓	✓	✓	X
15.40	✓	✓	✓	✓	✓	✓	✓	X
18.40	✓	✓	✓	✓	✓	✓	✓	X
20.00	✓	✓	✓	✓	✓	✓	✓	X
25.00	✓	✓	✓	✓	✓	✓	✓	X
30.00	✓	✓	✓	✓	✓	✓	✓	X
38.00	✓	✓	✓	✓	✓	✓	✓	X

Table 20f

C (taper bushed)

Pulley datum diameter	Number of grooves							
	2	3	4	5	6	8	10	12
in.	-							
7.00	✓	✓	✓	✓	✓	X	X	X
7.50	✓	✓	✓	✓	✓	X	X	X
8.00	✓	✓	✓	✓	✓	X	X	X
8.50	✓	✓	✓	✓	✓	X	X	X
9.00	✓	✓	✓	✓	✓	✓	✓	✓
9.50	✓	✓	✓	✓	✓	✓	✓	✓
10.00	✓	✓	✓	✓	✓	✓	✓	✓
10.50	✓	✓	✓	✓	✓	✓	✓	✓
11.00	✓	✓	✓	✓	✓	✓	✓	✓
12.00	✓	✓	✓	✓	✓	✓	✓	✓

Pulley datum diameter	Number of grooves							
	2	3	4	5	6	8	10	12
in.	-							
13.00	✓	✓	✓	✓	✓	✓	✓	✓
14.00	✓	✓	✓	✓	✓	✓	✓	✓
16.00	✓	✓	✓	✓	✓	✓	✓	X
18.00	✓	✓	✓	✓	✓	✓	✓	X
20.00	✓	✓	✓	✓	✓	✓	✓	X
24.00	✓	✓	✓	✓	✓	✓	✓	X
30.00	X	✓	✓	✓	✓	✓	✓	X
36.00	X	✓	✓	✓	✓	✓	✓	X
44.00	X	X	✓	✓	✓	✓	✓	X

Table 20g

D (taper bushed)

Pulley datum diameter	Number of grooves				
	4	5	6	8	10
in.	-				
12.00	✓	✓	✓	✓	✓
13.00	✓	✓	✓	✓	✓
13.50	✓	✓	✓	✓	✓
14.00	✓	✓	✓	✓	✓
14.50	✓	✓	✓	✓	✓
15.00	✓	✓	✓	✓	✓
15.50	✓	✓	✓	✓	✓
16.00	✓	✓	✓	✓	✓
18.00	✓	✓	✓	✓	✓
22.00	✓	✓	✓	✓	✓
27.00	✓	✓	✓	✓	✓
33.00	X	X	✓	✓	✓

V-belt pulleys

Table 20h

3V (taper bushed)								
Pulley datum diameter	Number of grooves							
	1	2	3	4	5	6	8	10
in.	-							
2.65	✓	✓	X	X	X	X	X	X
2.80	✓	✓	✓	X	X	X	X	X
3.00	✓	✓	✓	✓	X	X	X	X
3.15	✓	✓	✓	✓	X	X	X	X
3.35	✓	✓	✓	✓	X	X	X	X
3.65	✓	✓	✓	✓	X	X	X	X
4.12	✓	✓	✓	✓	X	X	X	X
4.50	✓	✓	✓	✓	X	X	X	X
4.75	✓	✓	✓	✓	✓	✓	✓	✓
5.00	✓	✓	✓	✓	✓	✓	✓	✓
5.30	✓	✓	✓	✓	✓	✓	✓	✓
5.60	✓	✓	✓	✓	✓	✓	✓	✓
6.00	✓	✓	✓	✓	✓	✓	✓	✓
6.50	✓	✓	✓	✓	✓	✓	✓	✓
6.90	✓	✓	✓	✓	✓	✓	✓	✓
8.00	✓	✓	✓	✓	✓	✓	✓	✓
10.60	✓	✓	✓	✓	✓	✓	✓	✓
14.00	✓	✓	✓	✓	✓	✓	✓	✓
19.00	✓	✓	✓	✓	✓	✓	✓	✓
25.00	X	✓	✓	✓	✓	✓	✓	✓
33.50	X	X	✓	✓	✓	✓	✓	✓

Table 20i

5V (taper bushed)							
Pulley datum diameter	Number of grooves						
	2	3	4	5	6	8	10
in.	-						
7.10	✓	✓	✓	✓	✓	✓	X
7.50	✓	✓	✓	✓	✓	✓	X
8.00	✓	✓	✓	✓	✓	✓	✓
8.50	✓	✓	✓	✓	✓	✓	✓
9.00	✓	✓	✓	✓	✓	✓	✓
9.25	✓	✓	✓	✓	✓	✓	✓
9.75	✓	✓	✓	✓	✓	✓	✓
10.30	✓	✓	✓	✓	✓	✓	✓
10.90	✓	✓	✓	✓	✓	✓	✓
11.30	✓	✓	✓	✓	✓	✓	✓
11.80	✓	✓	✓	✓	✓	✓	✓
12.50	✓	✓	✓	✓	✓	✓	✓
13.20	✓	✓	✓	✓	✓	✓	✓
14.00	✓	✓	✓	✓	✓	✓	✓
15.00	✓	✓	✓	✓	✓	✓	✓
16.00	✓	✓	✓	✓	✓	✓	✓
18.70	X	X	X	X	X	X	✓
21.20	✓	✓	✓	✓	✓	✓	✓
28.00	✓	✓	✓	✓	✓	✓	✓
37.50	X	✓	✓	✓	✓	✓	✓
50.00	X	✓	✓	✓	✓	✓	✓

Table 20j

8V (taper bushed)					
Pulley datum diameter	Number of grooves				
	4	5	6	8	10
in.	-				
12.50	✓	✓	✓	✓	X
13.20	✓	✓	✓	✓	✓
14.00	✓	✓	✓	✓	✓
15.00	✓	✓	✓	✓	✓
16.00	✓	✓	✓	✓	✓
17.00	✓	✓	✓	✓	✓
18.00	✓	✓	✓	✓	✓
19.00	✓	✓	✓	✓	✓
20.00	✓	✓	✓	✓	✓
21.20	✓	✓	✓	✓	✓
22.40	✓	✓	✓	✓	✓
24.80	✓	✓	✓	✓	✓
30.00	✓	✓	✓	✓	✓
35.50	✓	✓	✓	✓	✓
40.00	✓	✓	✓	✓	✓
44.50	✓	✓	✓	✓	✓
53.00	✓	✓	✓	✓	✓

Installation and maintenance

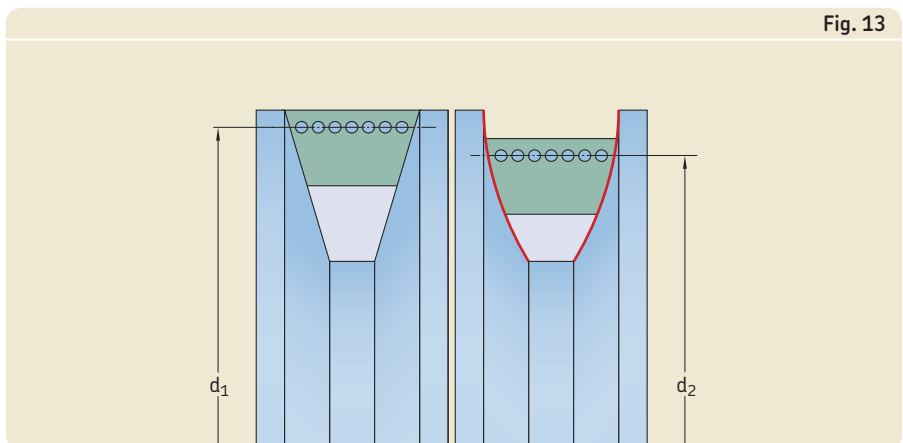
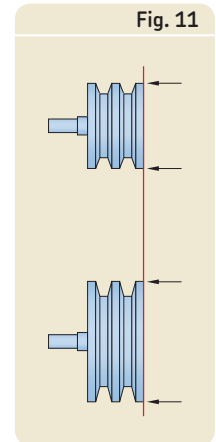
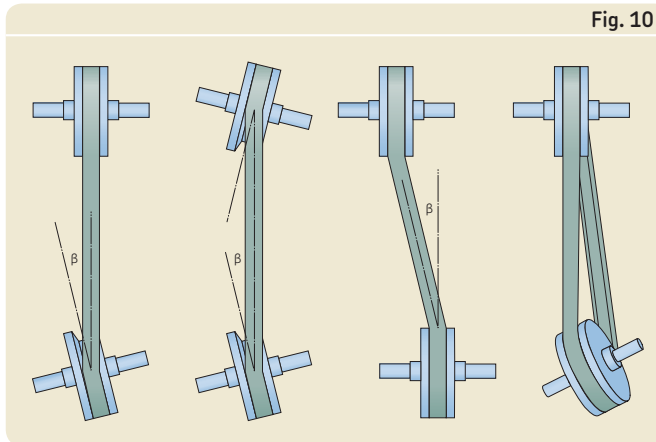
All SKF V-belts are produced to be set free, i.e. you can take any belt of the same designation from the shelf and put it on a multiple groove drive. Proper tensioning will compensate small length deviations and make all belts carry equal load on the drive.

Before installing a new belt, make sure that:

- 1 Pulleys are properly aligned. Maximum allowable misalignment β is $0,3^\circ$ or 5 mm / 1 m of centre distance. Values greater than those listed will reduce the belt service life and cause edge wear. Misalignment is represented by the ways shown in **fig. 10**. A straight edge should be used to check proper alignment as in **fig. 11**.

A more precise way to check alignment, particularly over long distances, is the SKF Belt Alignment Tool (\rightarrow **fig. 12**).

- 2 Make sure that all pulley grooves are of the same size. Uneven wear of grooves causes belts running on different diameter levels in the pulley. That generates excessive slip of the belts on one side and bad effects similar to mismatched belts on the other side (\rightarrow **fig. 13**).



General advice is to briefly inspect pulleys at every belt change but closely inspect and possibly replace at every third belt change. Use an SKF pulley gauge (→ **fig. 14**) to check pulley wear.

Pulleys should be replaced when more than 0,8 mm is detected between template and groove.

3 Never mix different brands or belt types on the same drive.

Belt lengths can differ from one manufacturer to another and different materials can have significantly different values for the coefficient of thermal contraction.

SKF also does not recommend mixing new and used belts as it may result in uneven load distribution and premature belt failure.

4 Never force belts over the pulley edge, since this may damage the surface and initiate a crack, which will weaken the belt and cause premature belt failure. Properly slack off and take up the drive until belts are easily placed in the grooves.

5 Do not rely on belt dressings to eliminate belt slippage. Belt dressings can temporarily increase friction between the belt and pulley. However, this is a temporary fix until the cause of slippage can be identified and corrected.

6 Tension belts according to SKF tensioning recommendations. Refer to Tensioning section on **pages 64 to 71** to review tensioning equipment available. Please note, that incorrect belt tension will cause premature belt failure. A good practice is to apply slightly higher, rather than lower, tension to the belt. General experience shows that an under-tensioned V-belt is the major cause of power loss and premature belt failure. However, be aware that excessive tension will cause premature bearing failure.

SKF recommends checking belt tension after the first 48 hours of continuous use and rechecking belt tension 3 to 4 times per year.

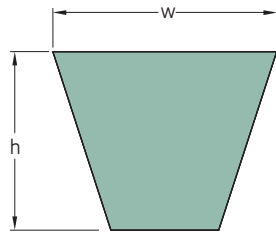


Fig. 14

Troubleshooting guide

Table 21

Problem	Possible causes	Solution
Belts mismatched	Used and new belts mixed	Replace with new set
	Misaligned drive	Belts are progressively tighter from one side to the other. Realign pulleys.
	Worn or badly machined pulley grooves	Replace or rework the pulleys
	Belts undertensioned	Rotate drive to get all belts slack on bottom side. Retension to required value.
Belts fail shortly after fitting	Improper belt installation	Belt levered over pulley. Follow installation instructions.
	Drive undersized	Check drive design
	Drive blocked	Remove cause
Belt vibrations	Resonant condition	Change drive dimensions (increase/decrease centre distance), use outside "kissing" idler or inside idler on belt slack side.
	High shock load	Increase tension. Use SKF banded belts.
	Pulley not balanced	Provide dynamically balanced pulleys.
Belts break and cracks	Improper outside idler size or position	Follow instructions on how to work with idlers.
	Pulley diameter too small	Belt flexing issue. Change pulley according to minimum diameter recommendations.
	Excessive heat	Remove source of heating. Use raw edge belts which resist higher temperatures. Check tension. Too loose belts will slip and cause heat.
	Chemical attack	Provide adequate protection
Belts turn over	Poor drive alignment	Realign pulleys
	Incorrect belt/pulley groove section	Match belt and pulley
	Excessive wear of pulleys	Replace or rework the pulleys
	Too low tension on belts	Increase belt tension
Belts wear rapidly	Belt hitting guard frame	Remove cause
	Starting torque too high, overloaded drive	Check drive design and redesign
	Excessive pulley groove wear	Replace or rework grooves
	Poor pulley alignment	Realign drive
	Belt tension too low	Increase belt tension
Belts slip	Drive undertensioned	Tension properly
	Drive overload	Redesign the drive
	Pulleys worn (belt bottom in groove)	Replace or rework grooves
	Excessive oil or grease	Provide better shielding on drive

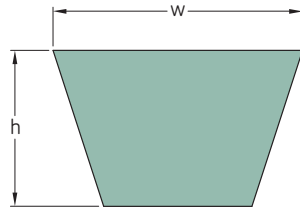


Section	Dimensions			Designation	Section	Dimensions			Designation	Section	Dimensions			Designation	
	Pitch length	w	h			Pitch length	w	h			Pitch length	w	h		
-	mm			-	-	mm			-	mm			-		
SPZ	512	9,7	8	PHG SPZ512	SPZ	1 250	9,7	8	PHG SPZ1250	SPZ	2 360	9,7	8	PHG SPZ2360	
	560	9,7	8	PHG SPZ560		1 262	9,7	8	PHG SPZ1262		2 410	9,7	8	PHG SPZ2410	
	562	9,7	8	PHG SPZ562		1 270	9,7	8	PHG SPZ1270		2 500	9,7	8	PHG SPZ2500	
	587	9,7	8	PHG SPZ587		1 287	9,7	8	PHG SPZ1287		2 540	9,7	8	PHG SPZ2540	
	612	9,7	8	PHG SPZ612		1 312	9,7	8	PHG SPZ1312		2 580	9,7	8	PHG SPZ2580	
	630	9,7	8	PHG SPZ630		1 320	9,7	8	PHG SPZ1320		2 650	9,7	8	PHG SPZ2650	
	637	9,7	8	PHG SPZ637		1 337	9,7	8	PHG SPZ1337		2 690	9,7	8	PHG SPZ2690	
	662	9,7	8	PHG SPZ662		1 340	9,7	8	PHG SPZ1340		2 800	9,7	8	PHG SPZ2800	
	670	9,7	8	PHG SPZ670		1 347	9,7	8	PHG SPZ1347		2 840	9,7	8	PHG SPZ2840	
	687	9,7	8	PHG SPZ687		1 362	9,7	8	PHG SPZ1362		2 900	9,7	8	PHG SPZ2900	
	710	9,7	8	PHG SPZ710		1 387	9,7	8	PHG SPZ1387		3 000	9,7	8	PHG SPZ3000	
	722	9,7	8	PHG SPZ722		1 400	9,7	8	PHG SPZ1400		3 150	9,7	8	PHG SPZ3150	
	737	9,7	8	PHG SPZ737		1 412	9,7	8	PHG SPZ1412		3 170	9,7	8	PHG SPZ3170	
	750	9,7	8	PHG SPZ750		1 420	9,7	8	PHG SPZ1420		3 350	9,7	8	PHG SPZ3350	
	760	9,7	8	PHG SPZ760		1 437	9,7	8	PHG SPZ1437		3 550	9,7	8	PHG SPZ3550	
	762	9,7	8	PHG SPZ762		1 462	9,7	8	PHG SPZ1462		SPA	732	12,7	10	PHG SPA732
	772	9,7	8	PHG SPZ772		1 487	9,7	8	PHG SPZ1487			757	12,7	10	PHG SPA757
	787	9,7	8	PHG SPZ787		1 500	9,7	8	PHG SPZ1500			775	12,7	10	PHG SPA775
	800	9,7	8	PHG SPZ800		1 512	9,7	8	PHG SPZ1512			782	12,7	10	PHG SPA782
	812	9,7	8	PHG SPZ812		1 520	9,7	8	PHG SPZ1520			800	12,7	10	PHG SPA800
825	9,7	8	PHG SPZ825	1 537	9,7	8	PHG SPZ1537	807	12,7	10		PHG SPA807			
837	9,7	8	PHG SPZ837	1 562	9,7	8	PHG SPZ1562	832	12,7	10		PHG SPA832			
850	9,7	8	PHG SPZ850	1 587	9,7	8	PHG SPZ1587	850	12,7	10		PHG SPA850			
862	9,7	8	PHG SPZ862	1 600	9,7	8	PHG SPZ1600	857	12,7	10		PHG SPA857			
875	9,7	8	PHG SPZ875	1 612	9,7	8	PHG SPZ1612	882	12,7	10		PHG SPA882			
887	9,7	8	PHG SPZ887	1 637	9,7	8	PHG SPZ1637	900	12,7	10	PHG SPA900				
900	9,7	8	PHG SPZ900	1 650	9,7	8	PHG SPZ1650	907	12,7	10	PHG SPA907				
912	9,7	8	PHG SPZ912	1 662	9,7	8	PHG SPZ1662	925	12,7	10	PHG SPA925				
925	9,7	8	PHG SPZ925	1 687	9,7	8	PHG SPZ1687	932	12,7	10	PHG SPA932				
937	9,7	8	PHG SPZ937	1 700	9,7	8	PHG SPZ1700	950	12,7	10	PHG SPA950				
950	9,7	8	PHG SPZ950	1 737	9,7	8	PHG SPZ1737	957	12,7	10	PHG SPA957				
962	9,7	8	PHG SPZ962	1 750	9,7	8	PHG SPZ1750	969	12,7	10	PHG SPA969				
987	9,7	8	PHG SPZ987	1 762	9,7	8	PHG SPZ1762	975	12,7	10	PHG SPA975				
1 000	9,7	8	PHG SPZ1000	1 787	9,7	8	PHG SPZ1787	982	12,7	10	PHG SPA982				
1 010	9,7	8	PHG SPZ1010	1 800	9,7	8	PHG SPZ1800	1 000	12,7	10	PHG SPA1000				
1 012	9,7	8	PHG SPZ1012	1 812	9,7	8	PHG SPZ1812	1 007	12,7	10	PHG SPA1007				
1 024	9,7	8	PHG SPZ1024	1 837	9,7	8	PHG SPZ1837	1 030	12,7	10	PHG SPA1030				
1 037	9,7	8	PHG SPZ1037	1 850	9,7	8	PHG SPZ1850	1 032	12,7	10	PHG SPA1032				
1 047	9,7	8	PHG SPZ1047	1 862	9,7	8	PHG SPZ1862	1 055	12,7	10	PHG SPA1055				
1 060	9,7	8	PHG SPZ1060	1 887	9,7	8	PHG SPZ1887	1 060	12,7	10	PHG SPA1060				
1 077	9,7	8	PHG SPZ1077	1 900	9,7	8	PHG SPZ1900	1 082	12,7	10	PHG SPA1082				
1 080	9,7	8	PHG SPZ1080	1 937	9,7	8	PHG SPZ1937	1 090	12,7	10	PHG SPA1090				
1 087	9,7	8	PHG SPZ1087	1 950	9,7	8	PHG SPZ1950	1 107	12,7	10	PHG SPA1107				
1 112	9,7	8	PHG SPZ1112	1 987	9,7	8	PHG SPZ1987	1 120	12,7	10	PHG SPA1120				
1 120	9,7	8	PHG SPZ1120	2 000	9,7	8	PHG SPZ2000	1 132	12,7	10	PHG SPA1132				
1 137	9,7	8	PHG SPZ1137	2 037	9,7	8	PHG SPZ2037	1 150	12,7	10	PHG SPA1150				
1 140	9,7	8	PHG SPZ1140	2 060	9,7	8	PHG SPZ2060	1 157	12,7	10	PHG SPA1157				
1 150	9,7	8	PHG SPZ1150	2 120	9,7	8	PHG SPZ2120	1 180	12,7	10	PHG SPA1180				
1 162	9,7	8	PHG SPZ1162	2 137	9,7	8	PHG SPZ2137	1 190	12,7	10	PHG SPA1190				
1 180	9,7	8	PHG SPZ1180	2 160	9,7	8	PHG SPZ2160	1 200	12,7	10	PHG SPA1200				
1 187	9,7	8	PHG SPZ1187	2 187	9,7	8	PHG SPZ2187	1 207	12,7	10	PHG SPA1207				
1 200	9,7	8	PHG SPZ1200	2 240	9,7	8	PHG SPZ2240	1 220	12,7	10	PHG SPA1220				
1 202	9,7	8	PHG SPZ1202	2 262	9,7	8	PHG SPZ2262	1 232	12,7	10	PHG SPA1232				
1 212	9,7	8	PHG SPZ1212	2 280	9,7	8	PHG SPZ2280	1 250	12,7	10	PHG SPA1250				
1 237	9,7	8	PHG SPZ1237	2 287	9,7	8	PHG SPZ2287	1 257	12,7	10	PHG SPA1257				

Non-standard lengths are also available.

SKF Wrapped Classical Belts

10/Z | 13/A



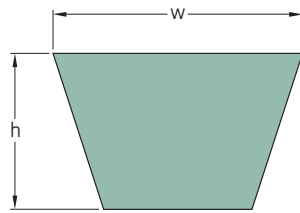
Section	Dimensions		Inside length		Designation	
	Pitch length		w	h		
	mm	in.	mm			
10/Z	395	381	15,00	10	6	PHG Z15
	420	406	16,00	10	6	PHG Z16
	445	432	17,00	10	6	PHG Z17
	470	457	18,00	10	6	PHG Z18
	495	483	19,00	10	6	PHG Z19
	520	508	20,00	10	6	PHG Z20
	545	533	21,00	10	6	PHG Z21
	570	559	22,00	10	6	PHG Z22
	600	584	23,00	10	6	PHG Z23
	620	610	24,00	10	6	PHG Z24
650	635	25,00	10	6	PHG Z25	
680	660	26,00	10	6	PHG Z26	
700	686	27,00	10	6	PHG Z27	
725	711	28,00	10	6	PHG Z28	
750	737	29,00	10	6	PHG Z29	
780	762	30,00	10	6	PHG Z30	
800	787	31,00	10	6	PHG Z31	
840	813	32,00	10	6	PHG Z32	
850	838	33,00	10	6	PHG Z33	
875	864	34,00	10	6	PHG Z34	
900	889	35,00	10	6	PHG Z35	
930	914	36,00	10	6	PHG Z36	
950	940	37,00	10	6	PHG Z37	
980	965	38,00	10	6	PHG Z38	
1 015	991	39,00	10	6	PHG Z39	
1 035	1 016	40,00	10	6	PHG Z40	
1 055	1 041	41,00	10	6	PHG Z41	
1 080	1 067	42,00	10	6	PHG Z42	
1 105	1 092	43,00	10	6	PHG Z43	
1 130	1 118	44,00	10	6	PHG Z44	
1 155	1 143	45,00	10	6	PHG Z45	
1 190	1 168	46,00	10	6	PHG Z46	
1 205	1 194	47,00	10	6	PHG Z47	
1 240	1 219	48,00	10	6	PHG Z48	
1 270	1 245	49,00	10	6	PHG Z49	
1 290	1 270	50,00	10	6	PHG Z50	
1 330	1 295	51,00	10	6	PHG Z51	
1 340	1 321	52,00	10	6	PHG Z52	
1 380	1 346	53,00	10	6	PHG Z53	
1 390	1 372	54,00	10	6	PHG Z54	
1 420	1 397	55,00	10	6	PHG Z55	
1 440	1 422	56,00	10	6	PHG Z56	
1 465	1 448	57,00	10	6	PHG Z57	
1 515	1 499	59,00	10	6	PHG Z59	
1 540	1 524	60,00	10	6	PHG Z60	
1 570	1 549	61,00	10	6	PHG Z61	
1 595	1 575	62,00	10	6	PHG Z62	
1 620	1 600	63,00	10	6	PHG Z63	
1 645	1 626	64,00	10	6	PHG Z64	
1 670	1 651	65,00	10	6	PHG Z65	
1 695	1 676	66,00	10	6	PHG Z66	
1 720	1 702	67,00	10	6	PHG Z67	
1 750	1 727	68,00	10	6	PHG Z68	
1 770	1 753	69,00	10	6	PHG Z69	
1 820	1 803	71,00	10	6	PHG Z71	

Section	Dimensions		Inside length		Designation	
	Pitch length		w	h		
	mm	in.	mm			
10/Z	1 930	1 905	75,00	10	6	PHG Z75
	2 000	1 981	78,00	10	6	PHG Z78
	2 025	2 007	79,00	10	6	PHG Z79
	436	406	16,00	13	8	PHG A16
13/A	487	457	18,00	13	8	PHG A18
	510	483	19,00	13	8	PHG A19
	540	508	20,00	13	8	PHG A20
	570	533	21,00	13	8	PHG A21
	590	559	22,00	13	8	PHG A22
	620	584	23,00	13	8	PHG A23
	640	610	24,00	13	8	PHG A24
	670	635	25,00	13	8	PHG A25
	700	660	26,00	13	8	PHG A26
	720	686	27,00	13	8	PHG A27
740	711	28,00	13	8	PHG A28	
770	737	29,00	13	8	PHG A29	
790	762	30,00	13	8	PHG A30	
817	787	31,00	13	8	PHG A31	
850	813	32,00	13	8	PHG A32	
870	838	33,00	13	8	PHG A33	
890	864	34,00	13	8	PHG A34	
920	889	35,00	13	8	PHG A35	
950	914	36,00	13	8	PHG A36	
970	940	37,00	13	8	PHG A37	
990	965	38,00	13	8	PHG A38	
1 020	991	39,00	13	8	PHG A39	
1 050	1 016	40,00	13	8	PHG A40	
1 070	1 041	41,00	13	8	PHG A41	
1 100	1 067	42,00	13	8	PHG A42	
1 130	1 092	43,00	13	8	PHG A43	
1 150	1 118	44,00	13	8	PHG A44	
1 180	1 143	45,00	13	8	PHG A45	
1 200	1 168	46,00	13	8	PHG A46	
1 230	1 194	47,00	13	8	PHG A47	
1 250	1 219	48,00	13	8	PHG A48	
1 280	1 245	49,00	13	8	PHG A49	
1 300	1 270	50,00	13	8	PHG A50	
1 330	1 295	51,00	13	8	PHG A51	
1 360	1 321	52,00	13	8	PHG A52	
1 380	1 346	53,00	13	8	PHG A53	
1 410	1 372	54,00	13	8	PHG A54	
1 430	1 397	55,00	13	8	PHG A55	
1 460	1 422	56,00	13	8	PHG A56	
1 480	1 448	57,00	13	8	PHG A57	
1 510	1 473	58,00	13	8	PHG A58	
1 530	1 499	59,00	13	8	PHG A59	
1 550	1 524	60,00	13	8	PHG A60	
1 580	1 549	61,00	13	8	PHG A61	
1 610	1 575	62,00	13	8	PHG A62	
1 640	1 600	63,00	13	8	PHG A63	
1 660	1 626	64,00	13	8	PHG A64	
1 690	1 651	65,00	13	8	PHG A65	
1 710	1 676	66,00	13	8	PHG A66	
1 740	1 702	67,00	13	8	PHG A67	

Non-standard lengths are also available.

SKF Wrapped Classical Belts

17/B | 22/C



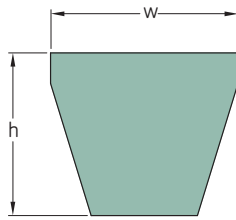
Section	Dimensions		Inside length		Designation	
	Pitch length		w	h		
	mm	in.	mm			
17/B	3 290	3 251	128,00	17	11	PHG B128
	3 350	3 302	130,00	17	11	PHG B130
	3 400	3 353	132,00	17	11	PHG B132
	3 450	3 404	134,00	17	11	PHG B134
	3 500	3 454	136,00	17	11	PHG B136
	3 550	3 505	138,00	17	11	PHG B138
	3 600	3 556	140,00	17	11	PHG B140
	3 650	3 607	142,00	17	11	PHG B142
	3 700	3 658	144,00	17	11	PHG B144
	3 750	3 708	146,00	17	11	PHG B146
	3 800	3 759	148,00	17	11	PHG B148
	3 850	3 810	150,00	17	11	PHG B150
	3 870	3 835	151,00	17	11	PHG B151
	3 900	3 861	152,00	17	11	PHG B152
	3 950	3 912	154,00	17	11	PHG B154
	4 010	3 962	156,00	17	11	PHG B156
	4 060	4 013	158,00	17	11	PHG B158
	4 110	4 064	160,00	17	11	PHG B160
	4 160	4 115	162,00	17	11	PHG B162
	4 200	4 166	164,00	17	11	PHG B164
	4 230	4 191	165,00	17	11	PHG B165
	4 280	4 242	167,00	17	11	PHG B167
	4 360	4 318	170,00	17	11	PHG B170
	4 430	4 394	173,00	17	11	PHG B173
	4 490	4 445	175,00	17	11	PHG B175
	4 540	4 496	177,00	17	11	PHG B177
	4 610	4 572	180,00	17	11	PHG B180
	4 740	4 699	185,00	17	11	PHG B185
	4 800	4 750	187,00	17	11	PHG B187
	5 000	4 953	195,00	17	11	PHG B195
5 044	5 004	197,00	17	11	PHG B197	
5 220	5 182	204,00	17	11	PHG B204	
5 340	5 283	208,00	17	11	PHG B208	
5 370	5 334	210,00	17	11	PHG B210	
5 630	5 588	220,00	17	11	PHG B220	
5 760	5 715	225,00	17	11	PHG B225	
6 040	5 994	236,00	17	11	PHG B236	
6 140	6 096	240,00	17	11	PHG B240	
6 340	6 299	248,00	17	11	PHG B248	
6 750	6 706	264,00	17	11	PHG B264	
6 900	6 858	270,00	17	11	PHG B270	
7 025	6 985	275,00	17	11	PHG B275	
7 050	7 010	276,00	17	11	PHG B276	
7 150	7 112	280,00	17	11	PHG B280	
7 660	7 620	300,00	17	11	PHG B300	
8 040	8 001	315,00	17	11	PHG B315	
22/C	1 126	1 067	42,00	22	14	PHG C42
	1 150	1 092	43,00	22	14	PHG C43
	1 250	1 194	47,00	22	14	PHG C47
	1 280	1 219	48,00	22	14	PHG C48
	1 300	1 245	49,00	22	14	PHG C49
	1 325	1 270	50,00	22	14	PHG C50
	1 350	1 295	51,00	22	14	PHG C51
	1 370	1 321	52,00	22	14	PHG C52
	2 600	2 540	100,00	22	14	PHG C100
	2 620	2 565	101,00	22	14	PHG C101
	2 650	2 591	102,00	22	14	PHG C102
	2 700	2 642	104,00	22	14	PHG C104
2 720	2 667	105,00	22	14	PHG C105	
2 740	2 692	106,00	22	14	PHG C106	
2 800	2 743	108,00	22	14	PHG C108	
2 850	2 794	110,00	22	14	PHG C110	
2 900	2 845	112,00	22	14	PHG C112	
2 950	2 896	114,00	22	14	PHG C114	

Section	Dimensions		Inside length		Designation	
	Pitch length		w	h		
	mm	in.	mm			
22/C	1 400	1 346	53,00	22	14	PHG C53
	1 430	1 372	54,00	22	14	PHG C54
	1 450	1 397	55,00	22	14	PHG C55
	1 480	1 422	56,00	22	14	PHG C56
	1 500	1 448	57,00	22	14	PHG C57
	1 530	1 473	58,00	22	14	PHG C58
	1 560	1 499	59,00	22	14	PHG C59
	1 580	1 524	60,00	22	14	PHG C60
	1 610	1 549	61,00	22	14	PHG C61
	1 630	1 575	62,00	22	14	PHG C62
	1 650	1 600	63,00	22	14	PHG C63
	1 700	1 651	65,00	22	14	PHG C65
	1 730	1 676	66,00	22	14	PHG C66
	1 760	1 702	67,00	22	14	PHG C67
	1 780	1 727	68,00	22	14	PHG C68
	1 810	1 753	69,00	22	14	PHG C69
	1 830	1 778	70,00	22	14	PHG C70
	1 860	1 803	71,00	22	14	PHG C71
	1 880	1 829	72,00	22	14	PHG C72
	1 910	1 854	73,00	22	14	PHG C73
	1 930	1 880	74,00	22	14	PHG C74
	1 950	1 905	75,00	22	14	PHG C75
	1 990	1 930	76,00	22	14	PHG C76
	2 010	1 956	77,00	22	14	PHG C77
	2 040	1 981	78,00	22	14	PHG C78
	2 060	2 007	79,00	22	14	PHG C79
	2 090	2 032	80,00	22	14	PHG C80
	2 110	2 057	81,00	22	14	PHG C81
	2 140	2 083	82,00	22	14	PHG C82
	2 160	2 108	83,00	22	14	PHG C83
2 190	2 134	84,00	22	14	PHG C84	
2 220	2 159	85,00	22	14	PHG C85	
2 240	2 184	86,00	22	14	PHG C86	
2 270	2 210	87,00	22	14	PHG C87	
2 290	2 235	88,00	22	14	PHG C88	
2 320	2 261	89,00	22	14	PHG C89	
2 340	2 286	90,00	22	14	PHG C90	
2 390	2 337	92,00	22	14	PHG C92	
2 420	2 362	93,00	22	14	PHG C93	
2 440	2 388	94,00	22	14	PHG C94	
2 470	2 413	95,00	22	14	PHG C95	
2 490	2 438	96,00	22	14	PHG C96	
2 520	2 464	97,00	22	14	PHG C97	
2 550	2 489	98,00	22	14	PHG C98	
2 570	2 515	99,00	22	14	PHG C99	

Non-standard lengths are also available.

SKF Wrapped Narrow Wedge Belts

3V/9N | 5V/15N | 8V/25N



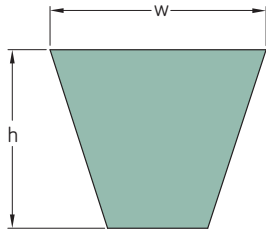
Section	Dimensions		Designation		
	Outside length		w	h	
–	mm	in.	mm	–	
3V/9N	635	25,0	9	8	PHG 3V250
	673	26,5	9	8	PHG 3V265
	711	28,0	9	8	PHG 3V280
	762	30,0	9	8	PHG 3V300
	800	31,5	9	8	PHG 3V315
	851	33,5	9	8	PHG 3V335
	902	35,5	9	8	PHG 3V355
	953	37,5	9	8	PHG 3V375
	1 016	40,0	9	8	PHG 3V400
	1 080	42,5	9	8	PHG 3V425
	1 143	45,0	9	8	PHG 3V450
	1 207	47,5	9	8	PHG 3V475
	1 270	50,0	9	8	PHG 3V500
	1 346	53,0	9	8	PHG 3V530
	1 422	56,0	9	8	PHG 3V560
	1 524	60,0	9	8	PHG 3V600
	1 600	63,0	9	8	PHG 3V630
	1 702	67,0	9	8	PHG 3V670
	1 803	71,0	9	8	PHG 3V710
	1 905	75,0	9	8	PHG 3V750
2 032	80,0	9	8	PHG 3V800	
2 159	85,0	9	8	PHG 3V850	
2 286	90,0	9	8	PHG 3V900	
2 413	95,0	9	8	PHG 3V950	
2 540	100,0	9	8	PHG 3V1000	
2 692	106,0	9	8	PHG 3V1060	
2 845	112,0	9	8	PHG 3V1120	
2 997	118,0	9	8	PHG 3V1180	
3 175	125,0	9	8	PHG 3V1250	
3 353	132,0	9	8	PHG 3V1320	
3 556	140,0	9	8	PHG 3V1400	
5V/15N	1 346	53,0	15	13	PHG 5V530
	1 422	56,0	15	13	PHG 5V560
	1 524	60,0	15	13	PHG 5V600
	1 600	63,0	15	13	PHG 5V630
	1 702	67,0	15	13	PHG 5V670
	1 803	71,0	15	13	PHG 5V710
	1 905	75,0	15	13	PHG 5V750
	2 032	80,0	15	13	PHG 5V800
	2 159	85,0	15	13	PHG 5V850
	2 286	90,0	15	13	PHG 5V900
	2 413	95,0	15	13	PHG 5V950
	2 540	100,0	15	13	PHG 5V1000
	2 692	106,0	15	13	PHG 5V1060
	2 845	112,0	15	13	PHG 5V1120
	2 997	118,0	15	13	PHG 5V1180
	3 175	125,0	15	13	PHG 5V1250
	3 353	132,0	15	13	PHG 5V1320
	3 556	140,0	15	13	PHG 5V1400
	3 810	150,0	15	13	PHG 5V1500
	4 064	160,0	15	13	PHG 5V1600
4 318	170,0	15	13	PHG 5V1700	
4 572	180,0	15	13	PHG 5V1800	
4 826	190,0	15	13	PHG 5V1900	

Section	Dimensions		Designation		
	Outside length		w	h	
–	mm	in.	mm	–	
5V/15N	5 080	200,0	15	13	PHG 5V2000
	5 385	212,0	15	13	PHG 5V2120
	5 690	224,0	15	13	PHG 5V2240
	5 994	236,0	15	13	PHG 5V2360
	6 350	250,0	15	13	PHG 5V2500
	6 731	265,0	15	13	PHG 5V2650
	7 112	280,0	15	13	PHG 5V2800
	7 620	300,0	15	13	PHG 5V3000
	8 001	315,0	15	13	PHG 5V3150
	8 509	335,0	15	13	PHG 5V3350
8V/25N	9 017	355,0	15	13	PHG 5V3550
	2 540	100,0	25	23	PHG 8V1000
	2 692	106,0	25	23	PHG 8V1060
	2 845	112,0	25	23	PHG 8V1120
	2 997	118,0	25	23	PHG 8V1180
	3 175	125,0	25	23	PHG 8V1250
	3 353	132,0	25	23	PHG 8V1320
	3 556	140,0	25	23	PHG 8V1400
	3 810	150,0	25	23	PHG 8V1500
	4 064	160,0	25	23	PHG 8V1600
4 318	170,0	25	23	PHG 8V1700	
4 572	180,0	25	23	PHG 8V1800	
4 826	190,0	25	23	PHG 8V1900	
5 080	200,0	25	23	PHG 8V2000	
5 385	212,0	25	23	PHG 8V2120	
5 690	224,0	25	23	PHG 8V2240	
5 994	236,0	25	23	PHG 8V2360	
6 350	250,0	25	23	PHG 8V2500	
6 731	265,0	25	23	PHG 8V2650	
7 112	280,0	25	23	PHG 8V2800	
7 620	300,0	25	23	PHG 8V3000	
8 001	315,0	25	23	PHG 8V3150	
8 509	335,0	25	23	PHG 8V3350	
9 017	355,0	25	23	PHG 8V3550	
9 525	375,0	25	23	PHG 8V3750	
10 160	400,0	25	23	PHG 8V4000	
10 795	425,0	25	23	PHG 8V4250	
11 430	450,0	25	23	PHG 8V4500	
12 065	475,0	25	23	PHG 8V4750	
12 700	500,0	25	23	PHG 8V5000	

Non-standard lengths are also available.

SKF Cogged Raw Edge Wedge Belts

XPZ | XPA | XPB

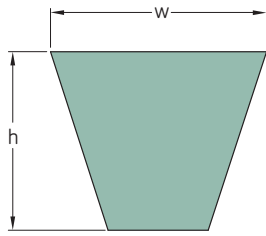


Section	Dimensions			Designation	Section	Dimensions			Designation	Section	Dimensions			Designation
	Pitch length	w	h			Pitch length	w	h			Pitch length	w	h	
–	mm	–	–	–	mm	–	–	–	mm	–	–	–	–	
XPZ	630	9,7	8	PHG XPZ630	XPZ	1 412	9,7	8	PHG XPZ1412	XPA	1 282	12,7	10	PHG XPA1282
	637	9,7	8	PHG XPZ637		1 420	9,7	8	PHG XPZ1420		1 307	12,7	10	PHG XPA1307
	662	9,7	8	PHG XPZ662		1 487	9,7	8	PHG XPZ1487		1 320	12,7	10	PHG XPA1320
	670	9,7	8	PHG XPZ670		1 500	9,7	8	PHG XPZ1500		1 332	12,7	10	PHG XPA1332
	687	9,7	8	PHG XPZ687		1 512	9,7	8	PHG XPZ1512		1 357	12,7	10	PHG XPA1357
	710	9,7	8	PHG XPZ710		1 520	9,7	8	PHG XPZ1520		1 400	12,7	10	PHG XPA1400
	737	9,7	8	PHG XPZ737		1 537	9,7	8	PHG XPZ1537		1 482	12,7	10	PHG XPA1482
	750	9,7	8	PHG XPZ750		1 587	9,7	8	PHG XPZ1587		1 500	12,7	10	PHG XPA1500
	760	9,7	8	PHG XPZ760		1 600	9,7	8	PHG XPZ1600		1 507	12,7	10	PHG XPA1507
	762	9,7	8	PHG XPZ762		1 700	9,7	8	PHG XPZ1700		1 532	12,7	10	PHG XPA1532
	772	9,7	8	PHG XPZ772		1 800	9,7	8	PHG XPZ1800		1 582	12,7	10	PHG XPA1582
	787	9,7	8	PHG XPZ787		1 850	9,7	8	PHG XPZ1850		1 600	12,7	10	PHG XPA1600
	800	9,7	8	PHG XPZ800		1 900	9,7	8	PHG XPZ1900		1 700	12,7	10	PHG XPA1700
	812	9,7	8	PHG XPZ812		2 000	9,7	8	PHG XPZ2000		1 800	12,7	10	PHG XPA1800
	837	9,7	8	PHG XPZ837		2 030	9,7	8	PHG XPZ2030		1 900	12,7	10	PHG XPA1900
	850	9,7	8	PHG XPZ850		2 120	9,7	8	PHG XPZ2120		2 000	12,7	10	PHG XPA2000
	862	9,7	8	PHG XPZ862		2 240	9,7	8	PHG XPZ2240		2 120	12,7	10	PHG XPA2120
	875	9,7	8	PHG XPZ875		2 280	9,7	8	PHG XPZ2280		2 240	12,7	10	PHG XPA2240
	887	9,7	8	PHG XPZ887		2 360	9,7	8	PHG XPZ2360		2 360	12,7	10	PHG XPA2360
	900	9,7	8	PHG XPZ900		2 410	9,7	8	PHG XPZ2410		2 500	12,7	10	PHG XPA2500
912	9,7	8	PHG XPZ912	2 500	9,7	8	PHG XPZ2500	2 650	12,7	10	PHG XPA2650			
925	9,7	8	PHG XPZ925	2 540	9,7	8	PHG XPZ2540	2 800	12,7	10	PHG XPA2800			
937	9,7	8	PHG XPZ937	2 650	9,7	8	PHG XPZ2650	3 000	12,7	10	PHG XPA3000			
950	9,7	8	PHG XPZ950	2 800	9,7	8	PHG XPZ2800	3 150	12,7	10	PHG XPA3150			
962	9,7	8	PHG XPZ962	3 000	9,7	8	PHG XPZ3000	3 350	12,7	10	PHG XPA3350			
987	9,7	8	PHG XPZ987	3 150	9,7	8	PHG XPZ3150	XPB	3 550	12,7	10	PHG XPA3550		
1 000	9,7	8	PHG XPZ1000	3 350	9,7	8	PHG XPZ3350		1 250	16,3	13	PHG XPB1250		
1 010	9,7	8	PHG XPZ1010	3 550	9,7	8	PHG XPZ3550		1 260	16,3	13	PHG XPB1260		
1 012	9,7	8	PHG XPZ1012	XPA	757	12,7	10		PHG XPA757	1 320	16,3	13	PHG XPB1320	
1 037	9,7	8	PHG XPZ1037		782	12,7	10		PHG XPA782	1 340	16,3	13	PHG XPB1340	
1 060	9,7	8	PHG XPZ1060		800	12,7	10		PHG XPA800	1 400	16,3	13	PHG XPB1400	
1 077	9,7	8	PHG XPZ1077		832	12,7	10		PHG XPA832	1 410	16,3	13	PHG XPB1410	
1 080	9,7	8	PHG XPZ1080		850	12,7	10		PHG XPA850	1 500	16,3	13	PHG XPB1500	
1 087	9,7	8	PHG XPZ1087		857	12,7	10		PHG XPA857	1 590	16,3	13	PHG XPB1590	
1 112	9,7	8	PHG XPZ1112		882	12,7	10		PHG XPA882	1 600	16,3	13	PHG XPB1600	
1 120	9,7	8	PHG XPZ1120		900	12,7	10		PHG XPA900	1 690	16,3	13	PHG XPB1690	
1 137	9,7	8	PHG XPZ1137		907	12,7	10		PHG XPA907	1 700	16,3	13	PHG XPB1700	
1 140	9,7	8	PHG XPZ1140		932	12,7	10		PHG XPA932	1 800	16,3	13	PHG XPB1800	
1 162	9,7	8	PHG XPZ1162		950	12,7	10		PHG XPA950	1 900	16,3	13	PHG XPB1900	
1 180	9,7	8	PHG XPZ1180		957	12,7	10		PHG XPA957	2 000	16,3	13	PHG XPB2000	
1 187	9,7	8	PHG XPZ1187		982	12,7	10		PHG XPA982	2 020	16,3	13	PHG XPB2020	
1 200	9,7	8	PHG XPZ1200		1 000	12,7	10		PHG XPA1000	2 120	16,3	13	PHG XPB2120	
1 202	9,7	8	PHG XPZ1202		1 007	12,7	10		PHG XPA1007	2 150	16,3	13	PHG XPB2150	
1 212	9,7	8	PHG XPZ1212		1 030	12,7	10		PHG XPA1030	2 240	16,3	13	PHG XPB2240	
1 237	9,7	8	PHG XPZ1237		1 060	12,7	10		PHG XPA1060	2 280	16,3	13	PHG XPB2280	
1 250	9,7	8	PHG XPZ1250		1 082	12,7	10	PHG XPA1082	2 360	16,3	13	PHG XPB2360		
1 262	9,7	8	PHG XPZ1262		1 107	12,7	10	PHG XPA1107	XPB	2 500	16,3	13	PHG XPB2500	
1 270	9,7	8	PHG XPZ1270		1 120	12,7	10	PHG XPA1120		2 530	16,3	13	PHG XPB2530	
1 287	9,7	8	PHG XPZ1287	1 157	12,7	10	PHG XPA1157	2 650		16,3	13	PHG XPB2650		
1 312	9,7	8	PHG XPZ1312	1 180	12,7	10	PHG XPA1180	2 680		16,3	13	PHG XPB2680		
1 320	9,7	8	PHG XPZ1320	1 207	12,7	10	PHG XPA1207	2 800		16,3	13	PHG XPB2800		
1 337	9,7	8	PHG XPZ1337	1 232	12,7	10	PHG XPA1232	3 000		16,3	13	PHG XPB3000		
1 340	9,7	8	PHG XPZ1340	1 250	12,7	10	PHG XPA1250	3 150		16,3	13	PHG XPB3150		
1 362	9,7	8	PHG XPZ1362	1 257	12,7	10	PHG XPA1257	3 350		16,3	13	PHG XPB3350		
1 400	9,7	8	PHG XPZ1400											

Non-standard lengths are also available.

SKF Cogged Raw Edge Wedge Belts

XPB | XPC



Section	Dimensions			Designation
	Pitch length	w	h	
–	mm	–	–	–
XPB	3 550	16,3	13	PHG XPB3550
XPC	2 000	22,0	18	PHG XPC2000
	2 120	22,0	18	PHG XPC2120
	2 240	22,0	18	PHG XPC2240
	2 360	22,0	18	PHG XPC2360
	2 500	22,0	18	PHG XPC2500
	2 650	22,0	18	PHG XPC2650
	2 800	22,0	18	PHG XPC2800
	3 000	22,0	18	PHG XPC3000
	3 150	22,0	18	PHG XPC3150
	3 350	22,0	18	PHG XPC3350
	3 550	22,0	18	PHG XPC3550

Non-standard lengths are also available.

Equivalent / Interchange For ISO & RMA Narrow Wedge V-Belts

Section ISO	Dimensions Pitch length		Designation ISO	Section RMA	Dimensions Outside length		Designation RMA			
	w	h			w	h				
–	mm	–	–	inch	mm	–	–			
SPZ	630	9,7	8	PHG SPZ630	3V/9N	25,0	9	8	PHG 3V250	
	670			PHG SPZ670		26,5	9	8	PHG 3V265	
	710	9,7	8	PHG SPZ710		28,0	9	8	PHG 3V280	
	760	9,7	8	PHG SPZ760		30,0	9	8	PHG 3V300	
	800	9,7	8	PHG SPZ800		31,5	9	8	PHG 3V315	
	900	9,7	8	PHG SPZ900		33,5	9	8	PHG 3V355	
	937*	9,7	8	PHG SPZ937		37,0	9	8	PHG 3V370	
	1 010	9,7	8	PHG SPZ1010		40,0	9	8	PHG 3V400	
	1 080	9,7	8	PHG SPZ1080		42,5	9	8	PHG 3V425	
	1 137*	9,7	8	PHG SPZ1137		45,0	9	8	PHG 3V450	
	1 200	9,7	8	PHG SPZ1200		47,5	9	8	PHG 3V475	
	1 270	9,7	8	PHG SPZ1270		50,0	9	8	PHG 3V500	
	1 340	9,7	8	PHG SPZ1340		53,0	9	8	PHG 3V530	
	1 420	9,7	8	PHG SPZ1420		56,0	9	8	PHG 3V560	
	1 470*	9,7	8	PHG SPZ1470		58,0	9	8	PHG 3V580	
	1 520	9,7	8	PHG SPZ1520		60,0	9	8	PHG 3V600	
	1 562*	9,7	8	PHG SPZ1562		61,7	9	8	PHG 3V617	
	1 600	9,7	8	PHG SPZ1600		63,0	9	8	PHG 3V630	
	1 650	9,7	8	PHG SPZ1650		65,0	9	8	PHG 3V650	
	1 700	9,7	8	PHG SPZ1700		67,0	9	8	PHG 3V670	
	1 800	9,7	8	PHG SPZ1800		71,0	9	8	PHG 3V710	
	1 850	9,7	8	PHG SPZ1850		73,0	9	8	PHG 3V730	
	1 900	9,7	8	PHG SPZ1900		75,0	9	8	PHG 3V750	
	2 037*	9,7	8	PHG SPZ2037		80,0	9	8	PHG 3V800	
	2 160	9,7	8	PHG SPZ2160		85,0	9	8	PHG 3V850	
	2 280	9,7	8	PHG SPZ2280		90,0	9	8	PHG 3V900	
	2 410	9,7	8	PHG SPZ2410		95,0	9	8	PHG 3V950	
	2 540	9,7	8	PHG SPZ2540		100,0	9	8	PHG 3V1000	
	2 690	9,7	8	PHG SPZ2690		106,0	9	8	PHG 3V1060	
	2 840	9,7	8	PHG SPZ2840		112,0	9	8	PHG 3V1120	
	3 000	9,7	8	PHG SPZ3000		118,0	9	8	PHG 3V1180	
	3 170	9,7	8	PHG SPZ3170		125,0	9	8	PHG 3V1250	
	3 550	9,7	8	PHG SPZ3550		140,0	9	8	PHG 3V1400	
	SPB	1 260	16,3	13	PHG SPB1260	5V/15N	50,0	15	13	PHG 5V500
		1 340	16,3	13	PHG SPB1340		53,0	15	13	PHG 5V530
		1 410	16,3	13	PHG SPB1410		56,0	15	13	PHG 5V560
		1 600	16,3	13	PHG SPB1600		63,0	15	13	PHG 5V630
		1 800	16,3	13	PHG SPB1800		71,0	15	13	PHG 5V710
		2 020	16,3	13	PHG SPB2020		80,0	15	13	PHG 5V800
		2 150	16,3	13	PHG SPB2150		85,0	15	13	PHG 5V850
2 280		16,3	13	PHG SPB2280		90,0	15	13	PHG 5V900	
2 410		16,3	13	PHG SPB2410		95,0	15	13	PHG 5V950	
2 530		16,3	13	PHG SPB2530		100,0	15	13	PHG 5V1000	
2 680		16,3	13	PHG SPB2680		106,0	15	13	PHG 5V1060	
2 840		16,3	13	PHG SPB2840		112,0	15	13	PHG 5V1120	
3 000		16,3	13	PHG SPB3000		118,0	15	13	PHG 5V1180	
3 170**		16,3	13	PHG SPB3170		125,0	15	13	PHG 5V1250	
3 350		16,3	13	PHG SPB3350		132,0	15	13	PHG 5V1320	
3 550		16,3	13	PHG SPB3550		140,0	15	13	PHG 5V1400	
3 800		16,3	13	PHG SPB3800		150,0	15	13	PHG 5V1500	
4 060		16,3	13	PHG SPB4060		160,0	15	13	PHG 5V1600	
4 310		16,3	13	PHG SPB4310		170,0	15	13	PHG 5V1700	
4 560		16,3	13	PHG SPB4560		180,0	15	13	PHG 5V1800	
4 820		16,3	13	PHG SPB4820		190,0	15	13	PHG 5V1900	
5 070		16,3	13	PHG SPB5070		200,0	15	13	PHG 5V2000	
5 380		16,3	13	PHG SPB5380		212,0	15	13	PHG 5V2120	
5 680		16,3	13	PHG SPB5680		224,0	15	13	PHG 5V2240	
6 000		16,3	13	PHG SPB6000		236,0	15	13	PHG 5V2360	
6 340		16,3	13	PHG SPB6340		250,0	15	13	PHG 5V2500	
7 100		16,3	13	PHG SPB7100		280,0	15	13	PHG 5V2800	
8 000		16,3	13	PHG SPB8000		315,0	15	13	PHG 5V3150	

* Belts have a slight variation in pitch length.

** 3170 (Lp) - Check availability

RAW EDGE BELTS

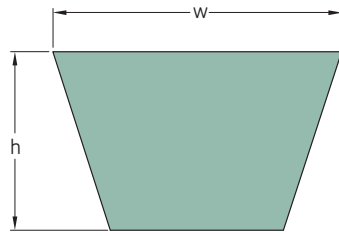
Belts up to and including 3500mm (Lp) may also be available in RAW EDGE COG construction. Designations are PHG XPB*** and PHG 5VX** respectively.

BANDED BELTS (SPZ/XPZ/3V/3VX and SPB/XPB/5V/5VX)

As the TRANVERSE pitch (between pulley grooves) of the ISO and RMA standards varies, a check should be made of BOTH pulleys before selecting, interchanging or using BANDED belts. Both pulleys must have the same TRANVERSE pitch dimension.

SKF Cogged Raw Edge Classical Belts

X10/ZX | X13/AX



Section	Dimensions		Inside length			Designation
	Pitch length	mm	in.	w	h	
X10/ZX	420	406	16.00	10	6	PHG ZX16
	470	457	18.00	10	6	PHG ZX18
	495	483	19.00	10	6	PHG ZX19
	600	584	23.00	10	6	PHG ZX23
	620	610	24.00	10	6	PHG ZX24
	650	635	25.00	10	6	PHG ZX25
	680	660	26.00	10	6	PHG ZX26
	700	686	27.00	10	6	PHG ZX27
	725	711	28.00	10	6	PHG ZX28
	750	737	29.00	10	6	PHG ZX29
	780	762	30.00	10	6	PHG ZX30
	800	787	31.00	10	6	PHG ZX31
	840	813	32.00	10	6	PHG ZX32
	850	838	33.00	10	6	PHG ZX33
	875	864	34.00	10	6	PHG ZX34
	900	889	35.00	10	6	PHG ZX35
	930	914	36.00	10	6	PHG ZX36
	950	940	37.00	10	6	PHG ZX37
	980	965	38.00	10	6	PHG ZX38
	1 035	1 016	40.00	10	6	PHG ZX40
1 055	1 041	41.00	10	6	PHG ZX41	
1 080	1 067	42.00	10	6	PHG ZX42	
1 105	1 092	43.00	10	6	PHG ZX43	
1 130	1 118	44.00	10	6	PHG ZX44	
1 155	1 143	45.00	10	6	PHG ZX45	
1 290	1 270	50.00	10	6	PHG ZX50	
1 340	1 321	52.00	10	6	PHG ZX52	
1 380	1 346	53.00	10	6	PHG ZX53	
1 390	1 372	54.00	10	6	PHG ZX54	
1 420	1 397	55.00	10	6	PHG ZX55	
1 465	1 448	57.00	10	6	PHG ZX57	
1 515	1 499	59.00	10	6	PHG ZX59	
1 570	1 549	61.00	10	6	PHG ZX61	
1 620	1 600	63.00	10	6	PHG ZX63	
1 670	1 651	65.00	10	6	PHG ZX65	
1 695	1 676	66.00	10	6	PHG ZX66	
1 720	1 702	67.00	10	6	PHG ZX67	
1 750	1 727	68.00	10	6	PHG ZX68	
1 770	1 753	69.00	10	6	PHG ZX69	
1 820	1 803	71.00	10	6	PHG ZX71	
2 000	1 981	78.00	10	6	PHG ZX78	
X13/AX	570	533	21.00	13	8	PHG AX21
	590	559	22.00	13	8	PHG AX22
	620	584	23.00	13	8	PHG AX23
	640	610	24.00	13	8	PHG AX24
	670	635	25.00	13	8	PHG AX25
	700	660	26.00	13	8	PHG AX26
	720	686	27.00	13	8	PHG AX27
	740	711	28.00	13	8	PHG AX28
	770	737	29.00	13	8	PHG AX29
	790	762	30.00	13	8	PHG AX30
	820	787	31.00	13	8	PHG AX31
	850	813	32.00	13	8	PHG AX32
	870	838	33.00	13	8	PHG AX33
	920	889	35.00	13	8	PHG AX35
	950	914	36.00	13	8	PHG AX36
	970	940	37.00	13	8	PHG AX37
	990	965	38.00	13	8	PHG AX38

Section	Dimensions		Inside length			Designation
	Pitch length	mm	in.	w	h	
X13/AX	890	864	34.00	13	8	PHG AX34
	920	889	35.00	13	8	PHG AX35
	950	914	36.00	13	8	PHG AX36
	970	940	37.00	13	8	PHG AX37
	990	965	38.00	13	8	PHG AX38
	1 020	991	39.00	13	8	PHG AX39
	1 050	1 016	40.00	13	8	PHG AX40
	1 070	1 041	41.00	13	8	PHG AX41
	1 100	1 067	42.00	13	8	PHG AX42
	1 130	1 092	43.00	13	8	PHG AX43
	1 150	1 118	44.00	13	8	PHG AX44
	1 180	1 143	45.00	13	8	PHG AX45
	1 200	1 168	46.00	13	8	PHG AX46
	1 230	1 194	47.00	13	8	PHG AX47
	1 250	1 219	48.00	13	8	PHG AX48
	1 280	1 245	49.00	13	8	PHG AX49
	1 300	1 270	50.00	13	8	PHG AX50
	1 330	1 295	51.00	13	8	PHG AX51
	1 360	1 321	52.00	13	8	PHG AX52
	1 380	1 346	53.00	13	8	PHG AX53
1 410	1 372	54.00	13	8	PHG AX54	
1 430	1 397	55.00	13	8	PHG AX55	
1 460	1 422	56.00	13	8	PHG AX56	
1 480	1 448	57.00	13	8	PHG AX57	
1 510	1 473	58.00	13	8	PHG AX58	
1 530	1 499	59.00	13	8	PHG AX59	
1 550	1 524	60.00	13	8	PHG AX60	
1 580	1 549	61.00	13	8	PHG AX61	
1 610	1 575	62.00	13	8	PHG AX62	
1 640	1 600	63.00	13	8	PHG AX63	
1 660	1 626	64.00	13	8	PHG AX64	
1 690	1 651	65.00	13	8	PHG AX65	
1 710	1 676	66.00	13	8	PHG AX66	
1 740	1 702	67.00	13	8	PHG AX67	
1 760	1 727	68.00	13	8	PHG AX68	
1 790	1 753	69.00	13	8	PHG AX69	
1 810	1 778	70.00	13	8	PHG AX70	
1 840	1 803	71.00	13	8	PHG AX71	
1 860	1 829	72.00	13	8	PHG AX72	
1 890	1 854	73.00	13	8	PHG AX73	
1 920	1 880	74.00	13	8	PHG AX74	
1 940	1 905	75.00	13	8	PHG AX75	
1 960	1 930	76.00	13	8	PHG AX76	
1 990	1 956	77.00	13	8	PHG AX77	
2 020	1 981	78.00	13	8	PHG AX78	
2 050	2 007	79.00	13	8	PHG AX79	
2 070	2 032	80.00	13	8	PHG AX80	
2 090	2 057	81.00	13	8	PHG AX81	
2 120	2 083	82.00	13	8	PHG AX82	
2 140	2 108	83.00	13	8	PHG AX83	
2 170	2 134	84.00	13	8	PHG AX84	
2 200	2 159	85.00	13	8	PHG AX85	
2 220	2 184	86.00	13	8	PHG AX86	
2 240	2 210	87.00	13	8	PHG AX87	
2 270	2 235	88.00	13	8	PHG AX88	

Non-standard lengths are also available.

SKF Cogged Raw Edge Classical Belts

X13/AX | X17/BX | X22/CX

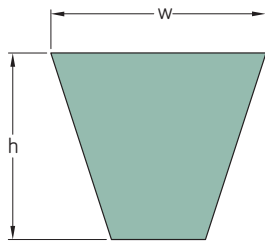
Section	Dimensions			Pitch		Designation	Section	Dimensions			Pitch		Designation	
	Pitch length	Inside length		w	h			Pitch length	Inside length		w	h		
-	mm	in.	mm	in.	-	-	mm	in.	mm	in.	mm	in.	-	
X13/AX	2 300	2 261	89,00	13	8	PHG AX89	X17/BX	2 150	2 108	83,00	17	11	PHG BX83	
	2 320	2 286	90,00	13	8	PHG AX90		2 180	2 134	84,00	17	11	PHG BX84	
	2 350	2 311	91,00	13	8	PHG AX91		2 200	2 159	85,00	17	11	PHG BX85	
	2 400	2 362	93,00	13	8	PHG AX93		2 230	2 184	86,00	17	11	PHG BX86	
	2 420	2 388	94,00	13	8	PHG AX94		2 250	2 210	87,00	17	11	PHG BX87	
	2 450	2 413	95,00	13	8	PHG AX95		2 280	2 235	88,00	17	11	PHG BX88	
	2 480	2 438	96,00	13	8	PHG AX96		2 300	2 261	89,00	17	11	PHG BX89	
	2 500	2 464	97,00	13	8	PHG AX97		2 330	2 286	90,00	17	11	PHG BX90	
	2 520	2 489	98,00	13	8	PHG AX98		2 350	2 311	91,00	17	11	PHG BX91	
	2 570	2 540	100,00	13	8	PHG AX100		2 380	2 337	92,00	17	11	PHG BX92	
	2 650	2 616	103,00	13	8	PHG AX103		2 400	2 362	93,00	17	11	PHG BX93	
2 680	2 642	104,00	13	8	PHG AX104	2 420	2 388	94,00	17	11	PHG BX94			
2 700	2 667	105,00	13	8	PHG AX105	2 450	2 413	95,00	17	11	PHG BX95			
2 830	2 794	110,00	13	8	PHG AX110	2 480	2 438	96,00	17	11	PHG BX96			
2 880	2 845	112,00	13	8	PHG AX112	2 500	2 464	97,00	17	11	PHG BX97			
3 030	2 997	118,00	13	8	PHG AX118	2 530	2 489	98,00	17	11	PHG BX98			
3 190	3 150	124,00	13	8	PHG AX124	2 560	2 515	99,00	17	11	PHG BX99			
3 390	3 353	132,00	13	8	PHG AX132	2 580	2 540	100,00	17	11	PHG BX100			
X17/BX	624	584	23,00	17	11	PHG BX23	2 660	2 616	103,00	17	11	PHG BX103		
	675	635	25,00	17	11	PHG BX25	2 680	2 642	104,00	17	11	PHG BX104		
	700	660	26,00	17	11	PHG BX26	2 700	2 667	105,00	17	11	PHG BX105		
	750	711	28,00	17	11	PHG BX28	2 740	2 692	106,00	17	11	PHG BX106		
	770	737	29,00	17	11	PHG BX29	2 790	2 743	108,00	17	11	PHG BX108		
	800	762	30,00	17	11	PHG BX30	2 840	2 794	110,00	17	11	PHG BX110		
	830	787	31,00	17	11	PHG BX31	2 890	2 845	112,00	17	11	PHG BX112		
	860	813	32,00	17	11	PHG BX32	2 910	2 870	113,00	17	11	PHG BX113		
	880	838	33,00	17	11	PHG BX33	2 960	2 921	115,00	17	11	PHG BX115		
	910	864	34,00	17	11	PHG BX34	2 990	2 946	116,00	17	11	PHG BX116		
	930	889	35,00	17	11	PHG BX35	3 040	2 997	118,00	17	11	PHG BX118		
	960	914	36,00	17	11	PHG BX36	3 090	3 048	120,00	17	11	PHG BX120		
	980	940	37,00	17	11	PHG BX37	3 165	3 124	123,00	17	11	PHG BX123		
	1 000	965	38,00	17	11	PHG BX38	3 200	3 150	124,00	17	11	PHG BX124		
	1 030	991	39,00	17	11	PHG BX39	3 240	3 200	126,00	17	11	PHG BX126		
	1 060	1 016	40,00	17	11	PHG BX40	3 290	3 251	128,00	17	11	PHG BX128		
	1 080	1 041	41,00	17	11	PHG BX41	3 400	3 353	132,00	17	11	PHG BX132		
	1 100	1 067	42,00	17	11	PHG BX42	X22/CX	1 050	991	39,00	22	14	PHG CX39	
	1 100	1 067	42,00	17	11	PHG BX42		1 150	1 092	43,00	22	14	PHG CX43	
	1 130	1 092	43,00	17	11	PHG BX43		1 300	1 245	49,00	22	14	PHG CX49	
	1 160	1 118	44,00	17	11	PHG BX44		1 350	1 295	51,00	22	14	PHG CX51	
	1 180	1 143	45,00	17	11	PHG BX45		1 370	1 321	52,00	22	14	PHG CX52	
	1 210	1 168	46,00	17	11	PHG BX46		1 450	1 397	55,00	22	14	PHG CX55	
	1 240	1 194	47,00	17	11	PHG BX47		1 560	1 499	59,00	22	14	PHG CX59	
	1 260	1 219	48,00	17	11	PHG BX48		1 580	1 524	60,00	22	14	PHG CX60	
	1 290	1 245	49,00	17	11	PHG BX49		1 630	1 575	62,00	22	14	PHG CX62	
	1 310	1 270	50,00	17	11	PHG BX50		1 760	1 702	67,00	22	14	PHG CX67	
	1 340	1 295	51,00	17	11	PHG BX51		1 780	1 727	68,00	22	14	PHG CX68	
	1 370	1 321	52,00	17	11	PHG BX52	1 860	1 803	71,00	22	14	PHG CX71		
	1 390	1 346	53,00	17	11	PHG BX53	1 880	1 829	72,00	22	14	PHG CX72		
	1 410	1 372	54,00	17	11	PHG BX54	1 950	1 905	75,00	22	14	PHG CX75		
	1 440	1 397	55,00	17	11	PHG BX55	2 040	1 981	78,00	22	14	PHG CX78		
	1 460	1 422	56,00	17	11	PHG BX56	2 060	2 007	79,00	22	14	PHG CX79		
	1 490	1 448	57,00	17	11	PHG BX57	2 110	2 057	81,00	22	14	PHG CX81		
	1 510	1 473	58,00	17	11	PHG BX58	2 220	2 159	85,00	22	14	PHG CX85		
	1 540	1 499	59,00	17	11	PHG BX59	2 290	2 235	88,00	22	14	PHG CX88		
	1 560	1 524	60,00	17	11	PHG BX60	2 340	2 286	90,00	22	14	PHG CX90		
	1 590	1 549	61,00	17	11	PHG BX61	2 420	2 362	93,00	22	14	PHG CX93		
	1 620	1 575	62,00	17	11	PHG BX62	2 490	2 438	96,00	22	14	PHG CX96		
	1 640	1 600	63,00	17	11	PHG BX63	2 550	2 489	98,00	22	14	PHG CX98		
	1 670	1 626	64,00	17	11	PHG BX64	2 600	2 540	100,00	22	14	PHG CX100		
	1 690	1 651	65,00	17	11	PHG BX65	2 620	2 565	101,00	22	14	PHG CX101		
	1 720	1 676	66,00	17	11	PHG BX66	2 720	2 667	105,00	22	14	PHG CX105		
	1 740	1 702	67,00	17	11	PHG BX67	2 825	2 769	109,00	22	14	PHG CX109		
	1 760	1 727	68,00	17	11	PHG BX68	2 850	2 794	110,00	22	14	PHG CX110		
	1 800	1 753	69,00	17	11	PHG BX69	2 880	2 819	111,00	22	14	PHG CX111		
	1 820	1 778	70,00	17	11	PHG BX70	2 900	2 845	112,00	22	14	PHG CX112		
	1 850	1 803	71,00	17	11	PHG BX71	2 980	2 921	115,00	22	14	PHG CX115		
	1 870	1 829	72,00	17	11	PHG BX72	3 050	2 997	118,00	22	14	PHG CX118		
	1 900	1 854	73,00	17	11	PHG BX73	3 100	3 048	120,00	22	14	PHG CX120		
	1 920	1 880	74,00	17	11	PHG BX74	3 210	3 150	124,00	22	14	PHG CX124		
	1 950	1 905	75,00	17	11	PHG BX75	3 310	3 251	128,00	22	14	PHG CX128		
	1 970	1 930	76,00	17	11	PHG BX76	3 410	3 353	132,00	22	14	PHG CX132		
	2 000	1 956	77,00	17	11	PHG BX77								
	2 020	1 981	78,00	17	11	PHG BX78								
	2 050	2 007	79,00	17	11	PHG BX79								
	2 070	2 032	80,00	17	11	PHG BX80								
	2 100	2 057	81,00	17	11	PHG BX81								
	2 130	2 083	82,00	17	11	PHG BX82								

Non-standard lengths are also available.



SKF Cogged Raw Edge Narrow Wedge Belts

3VX/9NX | 5VX/15NX



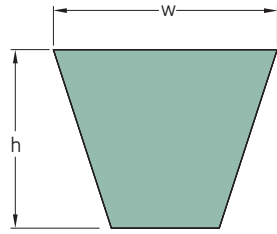
Section	Dimensions				Designation
	Outside length		w	h	
–	mm	in.	mm	–	–
3VX/9NX	635	25,0	9	8	PHG 3VX250
	673	26,5	9	8	PHG 3VX265
	711	28,0	9	8	PHG 3VX280
	762	30,0	9	8	PHG 3VX300
	800	31,5	9	8	PHG 3VX315
	851	33,5	9	8	PHG 3VX335
	902	35,5	9	8	PHG 3VX355
	953	37,5	9	8	PHG 3VX375
	1 016	40,0	9	8	PHG 3VX400
	1 080	42,5	9	8	PHG 3VX425
	1 143	45,0	9	8	PHG 3VX450
	1 207	47,5	9	8	PHG 3VX475
	1 270	50,0	9	8	PHG 3VX500
	1 346	53,0	9	8	PHG 3VX530
	1 422	56,0	9	8	PHG 3VX560
	1 524	60,0	9	8	PHG 3VX600
	1 600	63,0	9	8	PHG 3VX630
	1 702	67,0	9	8	PHG 3VX670
	1 803	71,0	9	8	PHG 3VX710
	1 905	75,0	9	8	PHG 3VX750
	2 032	80,0	9	8	PHG 3VX800
	2 159	85,0	9	8	PHG 3VX850
	2 286	90,0	9	8	PHG 3VX900
	2 413	95,0	9	8	PHG 3VX950
	2 540	100,0	9	8	PHG 3VX1000
	2 692	106,0	9	8	PHG 3VX1060
2 845	112,0	9	8	PHG 3VX1120	
2 997	118,0	9	8	PHG 3VX1180	
3 175	125,0	9	8	PHG 3VX1250	
3 353	132,0	9	8	PHG 3VX1320	
3 556	140,0	9	8	PHG 3VX1400	
3 810	150,0	9	8	PHG 3VX1500	
5VX/15NX	1 270	50,0	15	13	PHG 5VX500
	1 346	53,0	15	13	PHG 5VX530
	1 422	56,0	15	13	PHG 5VX560
	1 524	60,0	15	13	PHG 5VX600
	1 600	63,0	15	13	PHG 5VX630
	1 702	67,0	15	13	PHG 5VX670
	1 803	71,0	15	13	PHG 5VX710
	1 905	75,0	15	13	PHG 5VX750
	2 032	80,0	15	13	PHG 5VX800
	2 159	85,0	15	13	PHG 5VX850
	2 286	90,0	15	13	PHG 5VX900
	2 413	95,0	15	13	PHG 5VX950
	2 540	100,0	15	13	PHG 5VX1000
	2 692	106,0	15	13	PHG 5VX1060
	2 845	112,0	15	13	PHG 5VX1120
	2 997	118,0	15	13	PHG 5VX1180
	3 175	125,0	15	13	PHG 5VX1250
	3 353	132,0	15	13	PHG 5VX1320
	3 556	140,0	15	13	PHG 5VX1400
	3 810	150,0	15	13	PHG 5VX1500
	4 064	160,0	15	13	PHG 5VX1600
	4 318	170,0	15	13	PHG 5VX1700

Section	Dimensions				Designation
	Outside length		w	h	
–	mm	in.	mm	–	–
5VX/15NX	4 572	180,0	15	13	PHG 5VX1800
	4 826	190,0	15	13	PHG 5VX1900
	5 080	200,0	15	13	PHG 5VX2000

Non-standard lengths are also available.

SKF Xtra Power Wrapped Wedge Belts

SPZ XP | SPA XP | SPB XP

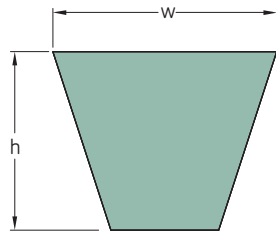


Section	Dimensions			Designation	Section	Dimensions			Designation	Section	Dimensions			Designation
	Pitch length	w	h			Pitch length	w	h			Pitch length	w	h	
-	mm			-	-	mm			-	mm			-	
SPZ XP	1 202	9,7	8	PHG SPZ1202XP	SPA XP	1 250	12,7	10	PHG SPA1250XP	SPA XP	2 482	12,7	10	PHG SPA2482XP
	1 212	9,7	8	PHG SPZ1212XP		1 257	12,7	10	PHG SPA1257XP		2 500	12,7	10	PHG SPA2500XP
	1 237	9,7	8	PHG SPZ1237XP		1 282	12,7	10	PHG SPA1282XP		2 532	12,7	10	PHG SPA2532XP
	1 250	9,7	8	PHG SPZ1250XP		1 307	12,7	10	PHG SPA1307XP		2 582	12,7	10	PHG SPA2582XP
	1 262	9,7	8	PHG SPZ1262XP		1 320	12,7	10	PHG SPA1320XP		2 607	12,7	10	PHG SPA2607XP
	1 287	9,7	8	PHG SPZ1287XP		1 332	12,7	10	PHG SPA1332XP		2 632	12,7	10	PHG SPA2632XP
	1 312	9,7	8	PHG SPZ1312XP		1 357	12,7	10	PHG SPA1357XP		2 650	12,7	10	PHG SPA2650XP
	1 320	9,7	8	PHG SPZ1320XP		1 382	12,7	10	PHG SPA1382XP		2 682	12,7	10	PHG SPA2682XP
	1 337	9,7	8	PHG SPZ1337XP		1 400	12,7	10	PHG SPA1400XP		2 732	12,7	10	PHG SPA2732XP
	1 362	9,7	8	PHG SPZ1362XP		1 407	12,7	10	PHG SPA1407XP		2 782	12,7	10	PHG SPA2782XP
1 387	9,7	8	PHG SPZ1387XP	1 432	12,7	10	PHG SPA1432XP	2 800	12,7	10	PHG SPA2800XP			
1 400	9,7	8	PHG SPZ1400XP	1 457	12,7	10	PHG SPA1457XP	2 832	12,7	10	PHG SPA2832XP			
1 412	9,7	8	PHG SPZ1412XP	1 482	12,7	10	PHG SPA1482XP	2 847	12,7	10	PHG SPA2847XP			
1 437	9,7	8	PHG SPZ1437XP	1 500	12,7	10	PHG SPA1500XP	2 882	12,7	10	PHG SPA2882XP			
1 462	9,7	8	PHG SPZ1462XP	1 507	12,7	10	PHG SPA1507XP	2 932	12,7	10	PHG SPA2932XP			
1 487	9,7	8	PHG SPZ1487XP	1 532	12,7	10	PHG SPA1532XP	2 982	12,7	10	PHG SPA2982XP			
1 500	9,7	8	PHG SPZ1500XP	1 557	12,7	10	PHG SPA1557XP	3 000	12,7	10	PHG SPA3000XP			
1 512	9,7	8	PHG SPZ1512XP	1 582	12,7	10	PHG SPA1582XP	3 032	12,7	10	PHG SPA3032XP			
1 537	9,7	8	PHG SPZ1537XP	1 600	12,7	10	PHG SPA1600XP	3 082	12,7	10	PHG SPA3082XP			
1 562	9,7	8	PHG SPZ1562XP	1 607	12,7	10	PHG SPA1607XP	3 150	12,7	10	PHG SPA3150XP			
1 587	9,7	8	PHG SPZ1587XP	1 632	12,7	10	PHG SPA1632XP	3 182	12,7	10	PHG SPA3182XP			
1 600	9,7	8	PHG SPZ1600XP	1 657	12,7	10	PHG SPA1657XP	3 282	12,7	10	PHG SPA3282XP			
1 612	9,7	8	PHG SPZ1612XP	1 682	12,7	10	PHG SPA1682XP	3 350	12,7	10	PHG SPA3350XP			
1 637	9,7	8	PHG SPZ1637XP	1 700	12,7	10	PHG SPA1700XP	3 382	12,7	10	PHG SPA3382XP			
1 662	9,7	8	PHG SPZ1662XP	1 707	12,7	10	PHG SPA1707XP	3 550	12,7	10	PHG SPA3550XP			
1 687	9,7	8	PHG SPZ1687XP	1 732	12,7	10	PHG SPA1732XP	3 750	12,7	10	PHG SPA3750XP			
1 700	9,7	8	PHG SPZ1700XP	1 757	12,7	10	PHG SPA1757XP	4 000	12,7	10	PHG SPA4000XP			
1 737	9,7	8	PHG SPZ1737XP	1 782	12,7	10	PHG SPA1782XP	SPB XP	1 250	16,3	13	PHG SPB1250XP		
1 762	9,7	8	PHG SPZ1762XP	1 800	12,7	10	PHG SPA1800XP		1 320	16,3	13	PHG SPB1320XP		
1 787	9,7	8	PHG SPZ1787XP	1 807	12,7	10	PHG SPA1807XP		1 400	16,3	13	PHG SPB1400XP		
1 800	9,7	8	PHG SPZ1800XP	1 832	12,7	10	PHG SPA1832XP		1 500	16,3	13	PHG SPB1500XP		
1 837	9,7	8	PHG SPZ1837XP	1 857	12,7	10	PHG SPA1857XP		1 600	16,3	13	PHG SPB1600XP		
1 862	9,7	8	PHG SPZ1862XP	1 882	12,7	10	PHG SPA1882XP		1 700	16,3	13	PHG SPB1700XP		
1 887	9,7	8	PHG SPZ1887XP	1 900	12,7	10	PHG SPA1900XP		1 800	16,3	13	PHG SPB1800XP		
1 900	9,7	8	PHG SPZ1900XP	1 907	12,7	10	PHG SPA1907XP		1 900	16,3	13	PHG SPB1900XP		
1 937	9,7	8	PHG SPZ1937XP	1 932	12,7	10	PHG SPA1932XP		2 000	16,3	13	PHG SPB2000XP		
1 987	9,7	8	PHG SPZ1987XP	1 957	12,7	10	PHG SPA1957XP		2 120	16,3	13	PHG SPB2120XP		
2 000	9,7	8	PHG SPZ2000XP	1 982	12,7	10	PHG SPA1982XP	2 240	16,3	13	PHG SPB2240XP			
2 037	9,7	8	PHG SPZ2037XP	2 000	12,7	10	PHG SPA2000XP	2 360	16,3	13	PHG SPB2360XP			
2 120	9,7	8	PHG SPZ2120XP	2 032	12,7	10	PHG SPA2032XP	2 500	16,3	13	PHG SPB2500XP			
2 137	9,7	8	PHG SPZ2137XP	2 057	12,7	10	PHG SPA2057XP	2 650	16,3	13	PHG SPB2650XP			
2 187	9,7	8	PHG SPZ2187XP	2 082	12,7	10	PHG SPA2082XP	2 800	16,3	13	PHG SPB2800XP			
2 240	9,7	8	PHG SPZ2240XP	2 120	12,7	10	PHG SPA2120XP	PHG SPA2120XP	3 000	16,3	13	PHG SPB3000XP		
2 287	9,7	8	PHG SPZ2287XP	2 132	12,7	10	PHG SPA2132XP		3 150	16,3	13	PHG SPB3150XP		
2 360	9,7	8	PHG SPZ2360XP	2 182	12,7	10	PHG SPA2182XP		3 350	16,3	13	PHG SPB3350XP		
2 500	9,7	8	PHG SPZ2500XP	2 207	12,7	10	PHG SPA2207XP		3 550	16,3	13	PHG SPB3550XP		
2 650	9,7	8	PHG SPZ2650XP	2 232	12,7	10	PHG SPA2232XP		3 750	16,3	13	PHG SPB3750XP		
2 800	9,7	8	PHG SPZ2800XP	2 240	12,7	10	PHG SPA2240XP		PHG SPA2240XP	4 000	16,3	13	PHG SPB4000XP	
3 000	9,7	8	PHG SPZ3000XP	2 282	12,7	10	PHG SPA2282XP			4 250	16,3	13	PHG SPB4250XP	
3 150	9,7	8	PHG SPZ3150XP	2 300	12,7	10	PHG SPA2300XP			4 500	16,3	13	PHG SPB4500XP	
3 350	9,7	8	PHG SPZ3350XP	2 307	12,7	10	PHG SPA2307XP			4 750	16,3	13	PHG SPB4750XP	
3 550	9,7	8	PHG SPZ3550XP	2 332	12,7	10	PHG SPA2332XP			5 000	16,3	13	PHG SPB5000XP	
1 207	12,7	10	PHG SPA1207XP	2 360	12,7	10	PHG SPA2360XP	PHG SPA2360XP		5 300	16,3	13	PHG SPB5300XP	
1 232	12,7	10	PHG SPA1232XP	2 382	12,7	10	PHG SPA2382XP			5 600	16,3	13	PHG SPB5600XP	
				2 432	12,7	10	PHG SPA2432XP							

Non-standard lengths are also available.

SKF Xtra Power Wrapped Wedge Belts

SPB XP | SPC XP

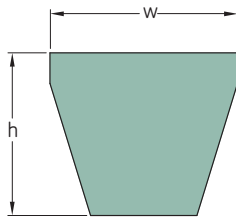


Section	Dimensions			Designation	
	Pitch length	w	h		
–	mm			–	
SPB XP	6 000	16,3	13	PHG SPB6000XP	
	6 300	16,3	13	PHG SPB6300XP	
	6 700	16,3	13	PHG SPB6700XP	
	7 100	16,3	13	PHG SPB7100XP	
	7 500	16,3	13	PHG SPB7500XP	
	8 000	16,3	13	PHG SPB8000XP	
	SPC XP	2 000	22,0	18	PHG SPC2000XP
		2 120	22,0	18	PHG SPC2120XP
2 240		22,0	18	PHG SPC2240XP	
2 360		22,0	18	PHG SPC2360XP	
2 500		22,0	18	PHG SPC2500XP	
2 650		22,0	18	PHG SPC2650XP	
2 800		22,0	18	PHG SPC2800XP	
3 000		22,0	18	PHG SPC3000XP	
3 150		22,0	18	PHG SPC3150XP	
3 350		22,0	18	PHG SPC3350XP	
3 550		22,0	18	PHG SPC3550XP	
3 750		22,0	18	PHG SPC3750XP	
4 000		22,0	18	PHG SPC4000XP	
4 250		22,0	18	PHG SPC4250XP	
4 500		22,0	18	PHG SPC4500XP	
4 750		22,0	18	PHG SPC4750XP	
5 000		22,0	18	PHG SPC5000XP	
5 300		22,0	18	PHG SPC5300XP	
5 600		22,0	18	PHG SPC5600XP	
6 000		22,0	18	PHG SPC6000XP	
6 300		22,0	18	PHG SPC6300XP	
6 700		22,0	18	PHG SPC6700XP	
7 100		22,0	18	PHG SPC7100XP	
7 500		22,0	18	PHG SPC7500XP	
8 000		22,0	18	PHG SPC8000XP	
8 500		22,0	18	PHG SPC8500XP	
9 000		22,0	18	PHG SPC9000XP	
9 500		22,0	18	PHG SPC9500XP	
10 000	22,0	18	PHG SPC10000XP		

Non-standard lengths are also available.

SKF Xtra Power Wrapped Narrow Wedge Belts

3V XP | 5V XP | 8V XP

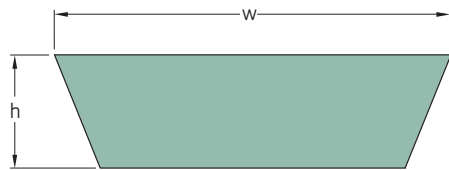


Section	Dimensions		Designation		Section	Dimensions		Designation			
	Outside length		w	h		Outside length		w	h		
-	mm	in.	mm	-	-	mm	in.	mm	-		
3V XP	1 206	47,5	9	8	PHG 3V475XP	8V XP	2 997	118,0	25	23	PHG 8V1180XP
	1 270	50,0	9	8	PHG 3V500XP		3 175	125,0	25	23	PHG 8V1250XP
	1 346	53,0	9	8	PHG 3V530XP		3 353	132,0	25	23	PHG 8V1320XP
	1 422	56,0	9	8	PHG 3V560XP		3 556	140,0	25	23	PHG 8V1400XP
	1 524	60,0	9	8	PHG 3V600XP		3 810	150,0	25	23	PHG 8V1500XP
	1 600	63,0	9	8	PHG 3V630XP		4 064	160,0	25	23	PHG 8V1600XP
	1 702	67,0	9	8	PHG 3V670XP		4 318	170,0	25	23	PHG 8V1700XP
	1 803	71,0	9	8	PHG 3V710XP		4 572	180,0	25	23	PHG 8V1800XP
	1 905	75,0	9	8	PHG 3V750XP		4 826	190,0	25	23	PHG 8V1900XP
	2 032	80,0	9	8	PHG 3V800XP		5 080	200,0	25	23	PHG 8V2000XP
	2 159	85,0	9	8	PHG 3V850XP		5 385	212,0	25	23	PHG 8V2120XP
	2 286	90,0	9	8	PHG 3V900XP		5 690	224,0	25	23	PHG 8V2240XP
	2 413	95,0	9	8	PHG 3V950XP		5 994	236,0	25	23	PHG 8V2360XP
	2 540	100,0	9	8	PHG 3V1000XP		6 350	250,0	25	23	PHG 8V2500XP
	2 692	106,0	9	8	PHG 3V1060XP		6 731	265,0	25	23	PHG 8V2650XP
	2 845	112,0	9	8	PHG 3V1120XP		7 112	280,0	25	23	PHG 8V2800XP
	2 997	118,0	9	8	PHG 3V1180XP		7 620	300,0	25	23	PHG 8V3000XP
	3 175	125,0	9	8	PHG 3V1250XP		8 001	315,0	25	23	PHG 8V3150XP
	3 353	132,0	9	8	PHG 3V1320XP		8 509	335,0	25	23	PHG 8V3350XP
	3 556	140,0	9	8	PHG 3V1400XP		9 017	355,0	25	23	PHG 8V3550XP
5V XP	1 346	53,0	15	13	PHG 5V530XP	9 525	375,0	25	23	PHG 8V3750XP	
	1 422	56,0	15	13	PHG 5V560XP	10 160	400,0	25	23	PHG 8V4000XP	
	1 524	60,0	15	13	PHG 5V600XP	10 795	425,0	25	23	PHG 8V4250XP	
	1 600	63,0	15	13	PHG 5V630XP	11 430	450,0	25	23	PHG 8V4500XP	
	1 702	67,0	15	13	PHG 5V670XP	12 065	475,0	25	23	PHG 8V4750XP	
	1 803	71,0	15	13	PHG 5V710XP						
	1 905	75,0	15	13	PHG 5V750XP						
	2 032	80,0	15	13	PHG 5V800XP						
	2 159	85,0	15	13	PHG 5V850XP						
	2 286	90,0	15	13	PHG 5V900XP						
	2 413	95,0	15	13	PHG 5V950XP						
	2 540	100,0	15	13	PHG 5V1000XP						
	2 692	106,0	15	13	PHG 5V1060XP						
	2 845	112,0	15	13	PHG 5V1120XP						
	2 997	118,0	15	13	PHG 5V1180XP						
	3 175	125,0	15	13	PHG 5V1250XP						
	3 353	132,0	15	13	PHG 5V1320XP						
	3 556	140,0	15	13	PHG 5V1400XP						
	3 810	150,0	15	13	PHG 5V1500XP						
	4 064	160,0	15	13	PHG 5V1600XP						
4 318	170,0	15	13	PHG 5V1700XP							
4 572	180,0	15	13	PHG 5V1800XP							
4 826	190,0	15	13	PHG 5V1900XP							
5 080	200,0	15	13	PHG 5V2000XP							
5 385	212,0	15	13	PHG 5V2120XP							
5 690	224,0	15	13	PHG 5V2240XP							
5 994	236,0	15	13	PHG 5V2360XP							
6 350	250,0	15	13	PHG 5V2500XP							
6 731	265,0	15	13	PHG 5V2650XP							
7 112	280,0	15	13	PHG 5V2800XP							
7 620	300,0	15	13	PHG 5V3000XP							
8 001	315,0	15	13	PHG 5V3150XP							
8V XP	2 540	100,0	25	23	PHG 8V1000XP						
	2 845	112,0	25	23	PHG 8V1120XP						

Non-standard lengths are also available.

Variable speed belts

VS



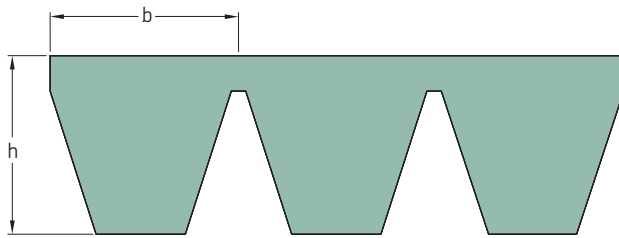
Section	Number of ribs	Dimensions		Inside length			Designation
		Pitch length			w	h	
-	-	mm	in.	mm	-	-	-
VS	1	496	19,53	476	17	5	PHG VS17X5X476
		556	21,89	536	17	5	PHG VS17X5X536
		590	23,23	570	17	5	PHG VS17X5X570
		626	24,65	606	17	5	PHG VS17X5X606
		796	31,34	776	17	5	PHG VS17X5X776
		620	24,41	600	21	6	PHG VS21X6X600
		630	24,80	610	21	6	PHG VS21X6X610
		695	27,36	675	21	6	PHG VS21X6X675
		790	31,10	770	21	6	PHG VS21X6X770
		556	21,89	525	22	8	PHG VS22X8X525
596	23,46	565	22	8	PHG VS22X8X565		
681	26,81	650	22	8	PHG VS22X8X650		
731	28,78	700	22	8	PHG VS22X8X700		
781	30,75	750	22	8	PHG VS22X8X750		
831	32,72	800	22	8	PHG VS22X8X800		
881	34,69	850	22	8	PHG VS22X8X850		
931	36,65	900	22	8	PHG VS22X8X900		
981	38,62	950	22	8	PHG VS22X8X950		
1 031	40,59	1 000	22	8	PHG VS22X8X1000		
686	27,01	655	26	8	PHG VS26X8X655		
703	27,68	672	26	8	PHG VS26X8X672		
781	30,75	750	26	8	PHG VS26X8X750		
793	31,22	762	26	8	PHG VS26X8X762		
831	32,72	800	26	8	PHG VS26X8X800		
893	35,16	862	26	8	PHG VS26X8X862		
993	39,09	962	26	8	PHG VS26X8X962		
631	24,84	600	28	8	PHG VS28X8X600		
681	26,81	650	28	8	PHG VS28X8X650		
731	28,78	700	28	8	PHG VS28X8X700		
781	30,75	750	28	8	PHG VS28X8X750		
831	32,72	800	28	8	PHG VS28X8X800		
881	34,69	850	28	8	PHG VS28X8X850		
931	36,65	900	28	8	PHG VS28X8X900		
981	38,62	950	28	8	PHG VS28X8X950		
1 031	40,59	1 000	28	8	PHG VS28X8X1000		
1 151	45,31	1 120	28	8	PHG VS28X8X1120		
692	27,24	650	30	10	PHG VS30X10X650		
842	33,15	800	30	10	PHG VS30X10X800		
892	35,12	850	30	10	PHG VS30X10X850		
942	37,09	900	30	10	PHG VS30X10X900		
992	39,06	950	30	10	PHG VS30X10X950		
1 042	41,02	1 000	30	10	PHG VS30X10X1000		
1 162	45,75	1 120	30	10	PHG VS30X10X1120		
1 242	48,90	1 200	30	10	PHG VS30X10X1200		
1 542	60,71	1 500	30	10	PHG VS30X10X1500		
792	31,18	750	32	10	PHG VS32X10X750		
832	32,76	790	32	10	PHG VS32X10X790		
862	33,94	820	32	10	PHG VS32X10X820		
892	35,12	850	32	10	PHG VS32X10X850		
942	37,09	900	32	10	PHG VS32X10X900		
992	39,06	992	32	10	PHG VS32X10X992		
1 042	41,02	1 000	32	10	PHG VS32X10X1000		
1 115	43,90	1 073	32	10	PHG VS32X10X1073		
1 162	45,75	1 120	32	10	PHG VS32X10X1120		
1 222	48,11	1 180	32	10	PHG VS32X10X1180		

Section	Number of ribs	Dimensions		Inside length			Designation
		Pitch length			w	h	
-	-	mm	in.	mm	-	-	-
VS	1	1 242	48,90	1 200	32	10	PHG VS32X10X1200
		702	27,64	660	37	10	PHG VS37X10X660
		842	33,15	800	37	10	PHG VS37X10X800
		892	35,12	850	37	10	PHG VS37X10X850
		942	37,09	900	37	10	PHG VS37X10X900
		992	39,06	950	37	10	PHG VS37X10X950
		1 042	41,02	1 000	37	10	PHG VS37X10X1000
		1 102	43,39	1 060	37	10	PHG VS37X10X1060
		1 162	45,75	1 120	37	10	PHG VS37X10X1120
		1 222	48,11	1 180	37	10	PHG VS37X10X1180
1 442	56,77	1 400	37	10	PHG VS37X10X1400		
1 542	60,71	1 500	37	10	PHG VS37X10X1500		
1 642	64,65	1 600	37	10	PHG VS37X10X1600		
978	38,50	925	41	13	PHG VS41X13X925		
1 053	41,46	1 000	41	13	PHG VS41X13X1000		
1 093	43,03	1 040	41	13	PHG VS41X13X1040		
1 113	43,82	1 060	41	13	PHG VS41X13X1060		
1 173	46,18	1 120	41	13	PHG VS41X13X1120		
1 233	48,54	1 180	41	13	PHG VS41X13X1180		
1 303	51,30	1 250	41	13	PHG VS41X13X1250		
1 393	54,84	1 340	41	13	PHG VS41X13X1340		
1 493	58,78	1 440	41	13	PHG VS41X13X1440		
1 653	65,08	1 600	41	13	PHG VS41X13X1600		
1 793	70,59	1 740	41	13	PHG VS41X13X1740		
1 053	41,46	1 000	47	13	PHG VS47X13X1000		
1 113	43,82	1 060	47	13	PHG VS47X13X1060		
1 173	46,18	1 120	47	13	PHG VS47X13X1120		
1 233	48,54	1 180	47	13	PHG VS47X13X1180		
1 303	51,30	1 250	47	13	PHG VS47X13X1250		
1 373	54,06	1 320	47	13	PHG VS47X13X1320		
1 453	57,20	1 400	47	13	PHG VS47X13X1400		
1 553	61,14	1 500	47	13	PHG VS47X13X1500		
1 653	65,08	1 600	47	13	PHG VS47X13X1600		
1 753	69,02	1 700	47	13	PHG VS47X13X1700		
1 853	72,95	1 800	47	13	PHG VS47X13X1800		
1 233	48,54	1 180	52	16	PHG VS52X16X1180		
1 303	51,30	1 250	52	16	PHG VS52X16X1250		
1 453	57,20	1 400	52	16	PHG VS52X16X1400		
1 578	62,13	1 525	52	16	PHG VS52X16X1525		
1 653	65,08	1 600	52	16	PHG VS52X16X1600		
1 978	77,87	1 925	52	16	PHG VS52X16X1925		
1 453	57,20	1 400	55	16	PHG VS55X16X1400		
1 553	61,14	1 500	55	16	PHG VS55X16X1500		
1 653	65,08	1 600	55	16	PHG VS55X16X1600		
1 753	69,02	1 700	55	16	PHG VS55X16X1700		
1 853	72,95	1 800	55	16	PHG VS55X16X1800		
1 772	69,76	1 706	65	20	PHG VS65X20X1706		
1 972	77,64	1 906	65	20	PHG VS65X20X1906		
1 666	65,59	1 600	70	18	PHG VS70X18X1600		
1 766	69,53	1 700	70	18	PHG VS70X18X1700		
1 866	73,46	1 800	70	18	PHG VS70X18X1800		
1 966	77,40	1 900	70	18	PHG VS70X18X1900		
2 066	81,34	2 000	70	18	PHG VS70X18X2000		

Non-standard lengths may also be available.

SKF Banded Wedge Belts

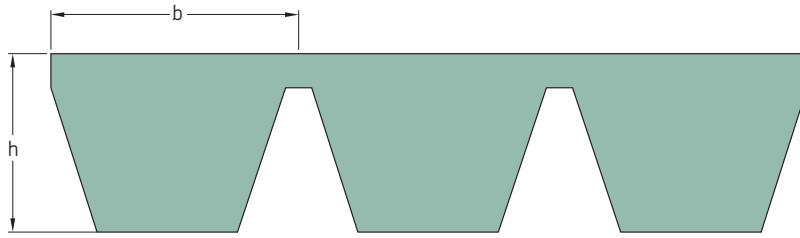
SPA | SPB | SPC



Section	Dimensions			Designation	Section	Dimensions			Designation
	Pitch length	b	h			Pitch length	b	h	
–	mm	–	–	–	mm	–	–	–	
SPA	1 250	12,8	12,0	PHG SPA1250X...	SPC	4 500	22,0	22,6	PHG SPC4500X...
	1 400	12,8	12,0	PHG SPA1400X...		4 750	22,0	22,6	PHG SPC4750X...
	1 500	12,8	12,0	PHG SPA1500X...		5 000	22,0	22,6	PHG SPC5000X...
	1 600	12,8	12,0	PHG SPA1600X...		5 300	22,0	22,6	PHG SPC5300X...
	1 700	12,8	12,0	PHG SPA1700X...		5 600	22,0	22,6	PHG SPC5600X...
	1 800	12,8	12,0	PHG SPA1800X...		6 000	22,0	22,6	PHG SPC6000X...
	1 900	12,8	12,0	PHG SPA1900X...		6 300	22,0	22,6	PHG SPC6300X...
	2 000	12,8	12,0	PHG SPA2000X...		6 700	22,0	22,6	PHG SPC6700X...
	2 120	12,8	12,0	PHG SPA2120X...		7 100	22,0	22,6	PHG SPC7100X...
	2 240	12,8	12,0	PHG SPA2240X...		7 500	22,0	22,6	PHG SPC7500X...
	2 360	12,8	12,0	PHG SPA2360X...		8 000	22,0	22,6	PHG SPC8000X...
	2 500	12,8	12,0	PHG SPA2500X...		8 500	22,0	22,6	PHG SPC8500X...
	2 650	12,8	12,0	PHG SPA2650X...		9 000	22,0	22,6	PHG SPC9000X...
	2 800	12,8	12,0	PHG SPA2800X...		9 500	22,0	22,6	PHG SPC9500X...
	3 000	12,8	12,0	PHG SPA3000X...		10 000	22,0	22,6	PHG SPC10000X...
	3 150	12,8	12,0	PHG SPA3150X...		10 600	22,0	22,6	PHG SPC10600X...
	3 350	12,8	12,0	PHG SPA3350X...		11 200	22,0	22,6	PHG SPC11200X...
	3 550	12,8	12,0	PHG SPA3550X...		11 800	22,0	22,6	PHG SPC11800X...
	3 750	12,8	12,0	PHG SPA3750X...		12 500	22,0	22,6	PHG SPC12500X...
	4 000	12,8	12,0	PHG SPA4000X...					
4 250	12,8	12,0	PHG SPA4250X...						
4 500	12,8	12,0	PHG SPA4500X...						
SPB	2 000	16,5	15,6	PHG SPB2000X...					
	2 120	16,5	15,6	PHG SPB2120X...					
	2 240	16,5	15,6	PHG SPB2240X...					
	2 360	16,5	15,6	PHG SPB2360X...					
	2 500	16,5	15,6	PHG SPB2500X...					
	2 650	16,5	15,6	PHG SPB2650X...					
	2 800	16,5	15,6	PHG SPB2800X...					
	3 000	16,5	15,6	PHG SPB3000X...					
	3 150	16,5	15,6	PHG SPB3150X...					
	3 350	16,5	15,6	PHG SPB3350X...					
	3 550	16,5	15,6	PHG SPB3550X...					
	3 750	16,5	15,6	PHG SPB3750X...					
	4 000	16,5	15,6	PHG SPB4000X...					
	4 250	16,5	15,6	PHG SPB4250X...					
	4 500	16,5	15,6	PHG SPB4500X...					
	4 750	16,5	15,6	PHG SPB4750X...					
	5 000	16,5	15,6	PHG SPB5000X...					
	5 300	16,5	15,6	PHG SPB5300X...					
	5 600	16,5	15,6	PHG SPB5600X...					
	6 000	16,5	15,6	PHG SPB6000X...					
6 300	16,5	15,6	PHG SPB6300X...						
6 700	16,5	15,6	PHG SPB6700X...						
7 100	16,5	15,6	PHG SPB7100X...						
7 500	16,5	15,6	PHG SPB7500X...						
8 000	16,5	15,6	PHG SPB8000X...						
SPC	3 000	22,0	22,6	PHG SPC3000X...					
	3 150	22,0	22,6	PHG SPC3150X...					
	3 350	22,0	22,6	PHG SPC3350X...					
	3 550	22,0	22,6	PHG SPC3550X...					
	3 750	22,0	22,6	PHG SPC3750X...					
	4 000	22,0	22,6	PHG SPC4000X...					
	4 250	22,0	22,6	PHG SPC4250X...					

Non-standard lengths are also available.
To complete designation, add number of bands. For example PHG SPC8000X4.

SKF Banded Classical Belts
13/A | 17/B | 22/C | 32/D

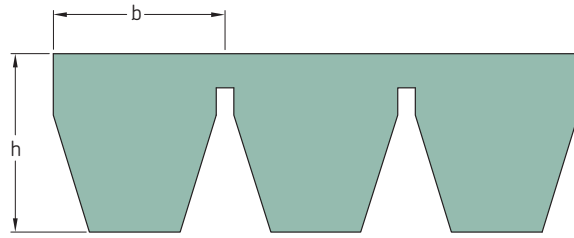


Section	Dimensions		Inside length		Designation	Section	Dimensions		Inside length		Designation		
	Pitch length						b	h	Pitch length			b	h
-	mm	in.	mm		-	-	mm	in.	mm		-		
13/A	1 230	47,0	13	9,9	PHG A47X...	17/B	5 630	220,0	17	13,0	PHG B220X...		
	1 330	51,0	13	9,9	PHG A51X...		22/C	2 340	90,0	22	16,2	PHG C90X...	
	1 460	56,0	13	9,9	PHG A56X...			2 550	98,0	22	16,2	PHG C98X...	
	1 480	57,0	13	9,9	PHG A57X...			2 800	108,0	22	16,2	PHG C108X...	
	1 530	59,0	13	9,9	PHG A59X...			3 100	120,0	22	16,2	PHG C120X...	
	1 660	64,0	13	9,9	PHG A64X...			3 310	128,0	22	16,2	PHG C128X...	
	1 740	67,0	13	9,9	PHG A67X...			32/D	3 610	140,0	22	16,2	PHG C140X...
	1 840	71,0	13	9,9	PHG A71X...				3 760	146,0	22	16,2	PHG C146X...
	1 940	75,0	13	9,9	PHG A75X...				3 895	151,0	22	16,2	PHG C151X...
	2 050	79,0	13	9,9	PHG A79X...				4 300	167,0	22	16,2	PHG C167X...
	2 270	88,0	13	9,9	PHG A88X...				4 560	177,0	22	16,2	PHG C177X...
	2 520	98,0	13	9,9	PHG A98X...		PHG C187X...		4 810	187,0	22	16,2	PHG C187X...
	2 570	100,0	13	9,9	PHG A100X...				5 060	197,0	22	16,2	PHG C197X...
	2 680	104,0	13	9,9	PHG A104X...				5 340	208,0	22	16,2	PHG C208X...
	2 880	112,0	13	9,9	PHG A112X...				5 640	220,0	22	16,2	PHG C220X...
	3 080	120,0	13	9,9	PHG A120X...				6 050	236,0	22	16,2	PHG C236X...
	3 290	128,0	13	9,9	PHG A128X...			PHG C248X...	6 360	248,0	22	16,2	PHG C248X...
	3 690	144,0	13	9,9	PHG A144X...				4 080	158,0	32	22,4	PHG D158X...
	4 043	158,0	13	9,9	PHG A158X...				4 190	162,0	32	22,4	PHG D162X...
	4 270	167,0	13	9,9	PHG A167X...				4 470	173,0	32	22,4	PHG D173X...
4 780	187,0	13	9,9	PHG A187X...	4 650	180,0			32	22,4	PHG D180X...		
17/B	1 240	47,0	17	13,0	PHG B47X...	5 030	195,0		32	22,4	PHG D195X...		
	1 340	51,0	17	13,0	PHG B51X...	5 400	210,0		32	22,4	PHG D210X...		
	1 440	55,0	17	13,0	PHG B55X...	5 790	225,0		32	22,4	PHG D225X...		
	1 540	59,0	17	13,0	PHG B59X...	6 170	240,0		32	22,4	PHG D240X...		
	1 590	61,0	17	13,0	PHG B61X...	6 560	255,0		32	22,4	PHG D255X...		
	1 640	63,0	17	13,0	PHG B63X...	6 940	270,0	32	22,4	PHG D270X...			
	1 670	64,0	17	13,0	PHG B64X...	PHG D285X...	7 320	285,0	32	22,4	PHG D285X...		
	1 740	67,0	17	13,0	PHG B67X...		7 700	300,0	32	22,4	PHG D300X...		
	1 850	71,0	17	13,0	PHG B71X...		8 080	315,0	32	22,4	PHG D315X...		
	1 900	73,0	17	13,0	PHG B73X...		8 460	330,0	32	22,4	PHG D330X...		
	1 950	75,0	17	13,0	PHG B75X...		8 840	345,0	32	22,4	PHG D345X...		
	2 050	79,0	17	13,0	PHG B79X...		PHG D360X...	9 220	360,0	32	22,4	PHG D360X...	
	2 150	83,0	17	13,0	PHG B83X...			9 980	390,0	32	22,4	PHG D390X...	
	2 280	88,0	17	13,0	PHG B88X...			10 740	420,0	32	22,4	PHG D420X...	
	2 350	91,0	17	13,0	PHG B91X...			11 505	450,0	32	22,4	PHG D450X...	
	2 435	94,5	17	13,0	PHG B94.5X...			12 270	480,0	32	22,4	PHG D480X...	
	2 530	98,0	17	13,0	PHG B98X...	PHG D540X...		13 790	540,0	32	22,4	PHG D540X...	
	2 630	102,0	17	13,0	PHG B102X...			PHG B118X...	3 040	118,0	17	13,0	PHG B118X...
	2 740	106,0	17	13,0	PHG B106X...				3 090	120,0	17	13,0	PHG B120X...
	2 890	112,0	17	13,0	PHG B112X...				3 290	128,0	17	13,0	PHG B128X...
3 040	118,0	17	13,0	PHG B118X...	3 400				132,0	17	13,0	PHG B132X...	
3 090	120,0	17	13,0	PHG B120X...	3 600		140,0		17	13,0	PHG B140X...		
3 290	128,0	17	13,0	PHG B128X...	PHG B146X...		3 750		146,0	17	13,0	PHG B146X...	
3 400	132,0	17	13,0	PHG B132X...			3 800		148,0	17	13,0	PHG B148X...	
3 600	140,0	17	13,0	PHG B140X...			4 060		158,0	17	13,0	PHG B158X...	
3 750	146,0	17	13,0	PHG B146X...			4 280		167,0	17	13,0	PHG B167X...	
3 800	148,0	17	13,0	PHG B148X...		4 540	177,0		17	13,0	PHG B177X...		
4 060	158,0	17	13,0	PHG B158X...		PHG B187X...	4 800	187,0	17	13,0	PHG B187X...		
4 280	167,0	17	13,0	PHG B167X...			5 044	197,0	17	13,0	PHG B197X...		
4 540	177,0	17	13,0	PHG B177X...			5 340	208,0	17	13,0	PHG B208X...		
4 800	187,0	17	13,0	PHG B187X...									
5 044	197,0	17	13,0	PHG B197X...									
5 340	208,0	17	13,0	PHG B208X...									

Non-standard lengths are also available.
To complete designation add number of bands. For example PHG D360X6.

SKF Banded Narrow Wedge Belts

3V/9J | 5V/15J | 8V/25J



Section	Dimensions				Designation	Section	Dimensions				Designation
	Outside length		b	h			Outside length		b	h	
-	mm	in.	mm	-	-	mm	in.	mm	-		
3V/9J	1 270	50	9	9,9	PHG 3V500X...	8V/25J	2 997	118	25	25,5	PHG 8V1180X...
	1 346	53	9	9,9	PHG 3V530X...		3 175	125	25	25,5	PHG 8V1250X...
	1 422	56	9	9,9	PHG 3V560X...		3 353	132	25	25,5	PHG 8V1320X...
	1 524	60	9	9,9	PHG 3V600X...		3 556	140	25	25,5	PHG 8V1400X...
	1 600	63	9	9,9	PHG 3V630X...		3 810	150	25	25,5	PHG 8V1500X...
	1 702	67	9	9,9	PHG 3V670X...		4 064	160	25	25,5	PHG 8V1600X...
	1 803	71	9	9,9	PHG 3V710X...		4 318	170	25	25,5	PHG 8V1700X...
	1 905	75	9	9,9	PHG 3V750X...		4 572	180	25	25,5	PHG 8V1800X...
	2 032	80	9	9,9	PHG 3V800X...		4 826	190	25	25,5	PHG 8V1900X...
	2 159	85	9	9,9	PHG 3V850X...		5 080	200	25	25,5	PHG 8V2000X...
	2 286	90	9	9,9	PHG 3V900X...		5 385	212	25	25,5	PHG 8V2120X...
	2 413	95	9	9,9	PHG 3V950X...		5 690	224	25	25,5	PHG 8V2240X...
	2 540	100	9	9,9	PHG 3V1000X...		5 994	236	25	25,5	PHG 8V2360X...
	2 692	106	9	9,9	PHG 3V1060X...		6 350	250	25	25,5	PHG 8V2500X...
	2 845	112	9	9,9	PHG 3V1120X...		6 731	265	25	25,5	PHG 8V2650X...
2 997	118	9	9,9	PHG 3V1180X...	7 112	280	25	25,5	PHG 8V2800X...		
3 175	125	9	9,9	PHG 3V1250X...	7 620	300	25	25,5	PHG 8V3000X...		
3 353	132	9	9,9	PHG 3V1320X...	8 001	315	25	25,5	PHG 8V3150X...		
3 556	140	9	9,9	PHG 3V1400X...	8 509	335	25	25,5	PHG 8V3350X...		
9 017					9 017	355	25	25,5	PHG 8V3550X...		
5V/15J	1 422	56	15	15,1	PHG 5V560X...	9 525	375	25	25,5	PHG 8V3750X...	
	1 524	60	15	15,1	PHG 5V600X...	10 160	400	25	25,5	PHG 8V4000X...	
	1 600	63	15	15,1	PHG 5V630X...	10 795	425	25	25,5	PHG 8V4250X...	
	1 702	67	15	15,1	PHG 5V670X...	11 430	450	25	25,5	PHG 8V4500X...	
	1 803	71	15	15,1	PHG 5V710X...	12 065	475	25	25,5	PHG 8V4750X...	
	1 905	75	15	15,1	PHG 5V750X...						
	2 032	80	15	15,1	PHG 5V800X...						
	2 159	85	15	15,1	PHG 5V850X...						
	2 286	90	15	15,1	PHG 5V900X...						
	2 413	95	15	15,1	PHG 5V950X...						
	2 540	100	15	15,1	PHG 5V1000X...						
	2 692	106	15	15,1	PHG 5V1060X...						
	2 845	112	15	15,1	PHG 5V1120X...						
	2 997	118	15	15,1	PHG 5V1180X...						
	3 175	125	15	15,1	PHG 5V1250X...						
3 353	132	15	15,1	PHG 5V1320X...							
3 556	140	15	15,1	PHG 5V1400X...							
3 810	150	15	15,1	PHG 5V1500X...							
4 064	160	15	15,1	PHG 5V1600X...							
4 318	170	15	15,1	PHG 5V1700X...							
4 572	180	15	15,1	PHG 5V1800X...							
4 826	190	15	15,1	PHG 5V1900X...							
5 080	200	15	15,1	PHG 5V2000X...							
5 385	212	15	15,1	PHG 5V2120X...							
5 690	224	15	15,1	PHG 5V2240X...							
5 994	236	15	15,1	PHG 5V2360X...							
6 350	250	15	15,1	PHG 5V2500X...							
6 731	265	15	15,1	PHG 5V2650X...							
7 112	280	15	15,1	PHG 5V2800X...							
7 620	300	15	15,1	PHG 5V3000X...							
8 001	315	15	15,1	PHG 5V3150X...							
8 509	335	15	15,1	PHG 5V3350X...							
8V/25J	2 540	100	25	25,5	PHG 8V1000X...						
	2 692	106	25	25,5	PHG 8V1060X...						
	2 845	112	25	25,5	PHG 8V1120X...						

Non-standard lengths are also available.
To complete designation add number of bands. For example PHG 8V3350X3.



2 Timing belts

Product features	
SKF HiTD Belts	104
SKF Classical Timing Belts	105
Selection guide for timing belts	106
Service factors	108
Belt cross section	109
Centre distance tables	110
Recommended standard pulley number of teeth for faster shaft – All timing belts	128
Speed ratios for timing belt standard pulley	128
Correction factors	130
Power rating tables	131
Minimum installation and take-up allowances	145
Tensioning methods	146
Calculating belt tension	147
Timing pulleys	149
Installation and maintenance	153
Troubleshooting guide	154
SKF Timing Belt tables	155

SKF HiTD Belts

Construction details

Tension members

The tension members (cords) are made from low stretch glass fibre cords.

Rubber cushion

The rubber cushion is made from a high grade chloroprene compound.

Tooth wrapping fabric

Heavy duty polyamide industrial fabric.

Features:

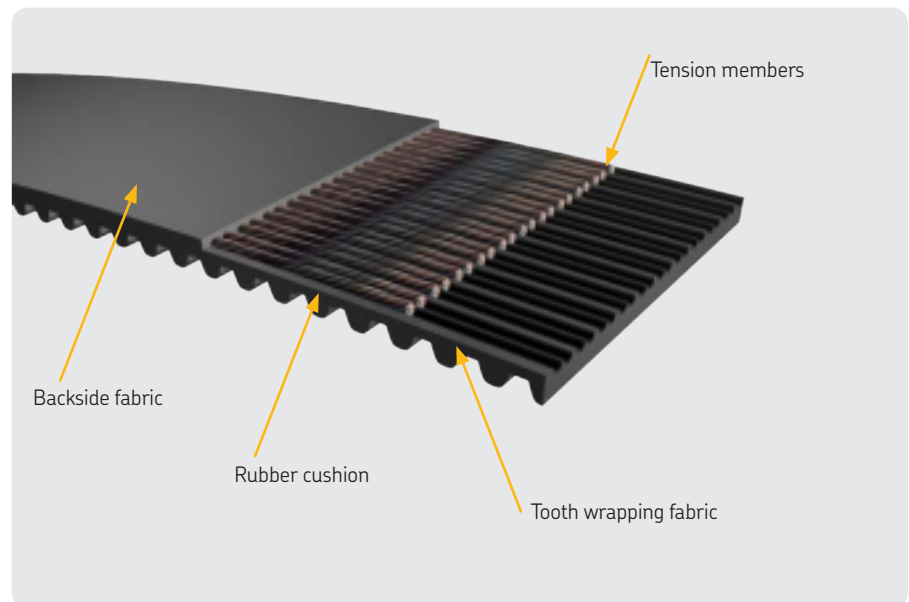
- Moderately oil-resistant
- Temperature range from -25 to +85 °C
- Ozone resistant
- Excellent dimensional stability
- Suitable for tropical climates

Applications

SKF HiTD Belts have been developed to accommodate all industrial applications within its power rating. For additional information about pulleys and belt crossreferences, contact the SKF application engineering service.

Standards

ISO 13050



SKF HiTD Belts			
Section	Pitch	Tooth height	Height
— mm			
3M	3	1,2	2,4
5M	5	2,1	3,6
8M	8	3,9	5,6
14M	14	6,1	10,0



SKF HiTD Belts used in a HVAC unit

SKF Classical Timing Belts

Construction details

Tension members

The tension members are made from low stretch glass fibre cords.

Rubber cushion

The rubber cushion is made from a chloroprene compound.

Tooth wrapping fabric

Polyamide industrial fabric.

Features:

- Moderately oil-resistant
- Temperature range from -25 to $+85$ °C
- Ozone resistant
- Excellent dimensional stability
- Suitable for tropical climates

Applications

SKF Classical Timing Belts have been developed to accommodate all industrial applications using classical and metric timing belt pulleys.

Standards

ISO 5296-1



SKF Classical Timing Belts

Section	Pitch	Tooth height	Height
— mm			
MXL	2,03	0,51	1,1
XL	5,08	1,27	2,3
L	9,53	1,91	3,6
H	12,7	2,29	4,3
XH	22,23	6,35	11,2
XXH	31,75	9,53	15,7
T2.5	2,5	0,7	1,3
T5	5	1,2	2,2
T10	10	2,5	4,5
T20	20	5	8



SKF Classical Timing Belts used in a bottling line

Selection guide for timing belts

Selection procedure and formulae

Example:

Driver: 25 kW electric motor,

1 470 r/min with direct online start.

Driven: Rotary compressor, 700 r/min

Service: 24 hours /day

Approximate distance between centres

= 700 mm

Tensioning method:

SKF Belt Frequency Meter

1 Service factor (C_2)

Service factors describe the severity of drive conditions. Refer to **tables 2 and 3** on **page 106**.

Example: Medium duty class, heavy start

$$C_2 = 2,0$$

For speed increasing drives, use correction factors in **table 1** on **page 106**.

2 Design power (P_d)

Multiply drive power and service factor C_2 to get the design power.

$$P_d = P_r C_2$$

Where:

P_d = design power [kW]

P_r = motor rated power or power absorbed by the load [kW]

C_2 = service factor

Example:

$$P_d = 25 \times 2,0 = 50 \text{ kW}$$

3 Required speed ratio (I_r)

Divide speed of faster shaft with speed of slower shaft to get the required pulley speed ratio.

$$I_r = \frac{r/\text{min (faster shaft)}}{r/\text{min (slower shaft)}}$$

Example:

$$I_r = \frac{1\,470}{700} = 2,1$$

4 Belt cross section

Refer to **diagrams 1 and 2** on **page 107** for the appropriate belt cross section based on speed and design power.

Example: The diagrams suggest section 8M or 14M for the given drive parameters. As the driven machine is classified heavy start, the selected section is 14M.

5 A. If selected belt cross section is: HiTD 5M, 8M, 14M

Refer to corresponding centre distance tables **4a to 4r** on **pages 108 to 125** to get:

Belt pitch length (L_p)
Design centre distance (C_d)
Number of teeth of pulleys (Z_s, Z_l)

Example:

Centre distance table for section HiTD is available on **pages 118 to 126**.

Speed ratio: 2,1

(With reference to Table 4l on page 119, the closest ratio is 2.07)

Belt length: 2 100 mm

CC distance 735,3 mm

$Z_s = 29$

$Z_l = 60$

$d = 129,2 \text{ mm}$

$D = 267,3 \text{ mm}$

Continue with **step 10**

5 B. If another type of timing belt is selected, where centre distance tables are not available

Continue with **step 6**.

6 Pulley diameter and number of teeth (d, D, Z_s, Z_l)

- Try to use standard pulley diameters
- Refer to **table 5a** on **pages 126 and 127** to get recommended number of teeth for small pulley (Z_s)
- Refer to speed ratio **table 5b** on **pages 126 and 127** to get number of teeth for large pulley (Z_l)
- Calculate pulley diameters for small and large pulley

$$d = \frac{Z_s \text{ Pitch}}{\pi}$$

$$D = \frac{Z_l \text{ Pitch}}{\pi}$$

where

Pitch = belt pitch distance [mm]

d = pitch diameter of smaller pulley [mm]

D = pitch diameter of larger pulley [mm]

7 Nominal centre distance (C_n)

Determine nominal centre distance between pulleys from drive data sheet.

8 Belt datum length (L_d)

Calculate theoretical belt length based on nominal centre distance.

$$L_p = 2 C_n + 1,57 (D + d) + \frac{(D - d)^2}{4 C_n}$$

Where:

L_p = belt datum length [mm]

D = large pulley diameter [mm]

d = small pulley diameter [mm]

C_n = nominal centre distance [mm]

Choose closest available belt pitch length from belt tables on **pages 153 to 163**.

9 Design centre distance (C_d)

Calculate actual centre distance based on selected belt pitch length L_p.

$$C_d = \frac{a + \sqrt{a^2 - 8(D - d)^2}}{8}$$

where

$$a = 2 L_p - \pi (D - d)$$

D = large pulley diameter [mm]

d = small pulley diameter [mm]

L_p = selected belt pitch length [mm]

10 Power correction factors (C₁, C₄)

- Refer to **table 7** on **page 128** for belt length correction factor C₁. If C₁ is not listed for a specific belt type, take C₁ = 1
- Belt power tables consider only drives with 6 or more teeth in mesh. If less than 6 teeth in mesh, additional reduction of basic belt power rating due to excessive tooth loading is required.

Calculate number of teeth in mesh by using the following formula:

$$TIM = \frac{0,5 - (D - d) Z_s}{6 C_d}$$

Where:

TIM = number of teeth in mesh

D = large pulley diameter [mm]

d = small pulley diameter [mm]

C_d = design centre distance [mm]

Z_s = number of teeth on small pulley

- Refer to **table 6** on **page 128** for teeth in mesh correction factor C₄

11 Corrected belt power rating and respective belt width (P_{corr}, W_b)

The corrected power rating is basic power rating given in power rating **tables 8a to 8p** on **pages 129 to 142** multiplied by power correction factors C₁, C₄ as defined in **step 10**.

$$P_{corr} = P_b C_4 C_1$$

The corrected power rating must be equal or greater than the design power calculated in **step 2**.

$$P_b C_4 C_1 \geq P_d$$

Minimum required basic power rating:

$$P_b = \frac{P_d}{C_4 C_1}$$

Refer to power rating **tables 8a to 8p** on **pages 129 to 142** to select the corresponding belt width W_b.

This procedure may involve some degree of trial and error iterations from **step 5 to 11** in order to reach the appropriate actual belt basic power rating.

The following rules should be followed when selecting the belt width:

- Larger pulleys mean less belt width
- Larger pulleys will increase belt life and decrease bearing load
- Belt width should not exceed small pulley diameter

Example:

Required belt basic power rating is:

$$P_b = \frac{50}{1,0 \times 1,0} = 50 \text{ kW}$$

Selected belt width W_b = 115 mm

Actual belt basic power for HiTD 115 =
Select value from table 8o on page 141

i.e. A 29-teeth pulley with a section 14M (40mm wide) belt has a required speed of 1,470 rpm.

$$1,440 \text{ rpm} = 20,20 \times 3,21 \text{ (width multiplier for 14M section)} = 64,84 \text{ kW}$$

$$1,500 \text{ rpm} = 20,83 \times 3,21 \text{ (width multiplier for 14M section)} = 66,86 \text{ kW}$$

This means that at a speed of 1,470 rpm, the required power is acceptable as both are greater than the required P_b 50kW.

12 Installation and take-up allowances

Installation allowance **MIA** is minimum **distance** needed to decrease the CC distance in order to be able to install the belt.

Take-up allowance **MTA** is minimum distance needed to increase the CC distance in order to tension the belt.

Refer to **table 9** on **page 143** for values.

Example:

For one flanged pulley:

$$MIA = 39 \text{ mm}$$

$$MTA = 4 \text{ mm}$$

$$CC \text{ min} = 735,3 - 39 = 696,3 \text{ mm}$$

$$CC \text{ max} = 735,3 + 4 = 739,3 \text{ mm}$$

13 Belt tension

Refer to the **tables 10 to 13** on **pages 144 to 148** to get the recommended tension value for selected belt or follow instructions in tensioning section to calculate tension specifically for this drive.

Example:

Tensioning method: The SKF pen tester is not applicable as the required tension is too high. The usage of the SKF Belt Frequency Meter is recommended.

Belt: PHG 2100-14M-115

Used run-in belt: 3 200 N

New belt: 4 480 N

Service factors

Table 1

Speed increase ratio

For speed increasing drives of

- Speed ratio 1,00–1,24 multiply service factor by 1,00
- Speed ratio 1,25–1,74 multiply service factor by 1,05
- Speed ratio 1,75–2,49 multiply service factor by 1,11
- Speed ratio 2,50–3,49 multiply service factor by 1,18
- Speed ratio 3,50 and over multiply service factor by 1,25

Table 2

Types of prime mover

Soft starts

Electric motors:

- AC – Star delta start
- DC – Shunt wound
- Internal combustion engines with 4 or more cylinders
- Prime movers fitted with centrifugal clutches, dry or fluid couplings or electronic soft start devices

Heavy starts

Electric motors:

- AC – Direct-on-line start
- DC – Series and compound wound
- Internal combustion engines with less than 4 cylinders.
- Prime movers not fitted with soft start devices

Table 3

Types of driven machinery

Soft starts

Duty time h/day
10 and under Over 10 to 16 Over 16

Heavy starts

Duty time h/day
10 and under Over 10 to 16 Over 16

Types of driven machinery	Soft starts			Heavy starts		
	Duty time h/day 10 and under	Over 10 to 16	Over 16	Duty time h/day 10 and under	Over 10 to 16	Over 16
Class 1 Light duty Blowers, exhausters and fans (up to 7,5 kW), centrifugal compressors and pumps. Belt conveyors (uniformly loaded).	1,3	1,4	1,5	1,7	1,8	1,9
Class 2 Medium duty Agitators (uniform density), blowers, exhausters and fans (over 7,5 kW). Rotary compressors and pumps (other than centrifugal). Belt conveyors (not uniformly loaded), generators and exciters, laundry machinery, lineshafts, machine tools, printing machinery, sawmill and woodworking machinery, screens (rotary).	1,4	1,5	1,6	1,8	1,9	2,0
Class 3 Heavy duty Agitators and mixers (variable density), brick machinery, bucket elevators, compressors and pumps (reciprocating), conveyors (heavy duty). Hoists, mills (hammer), pulverisers, punches, presses, shears, quarry plant, rubber machinery, screens (vibrating), textile machinery.	1,7	1,8	1,9	2,0	2,1	2,2
Class 4 Extra heavy duty Crushers (gyratory-jaw roll), mills (ball-rod-tube).	1,9	2,0	2,1	2,3	2,4	2,5

Belt cross section

Diagram 1

2

SKF HiTD Belts

Speed of faster pulley [r/min]

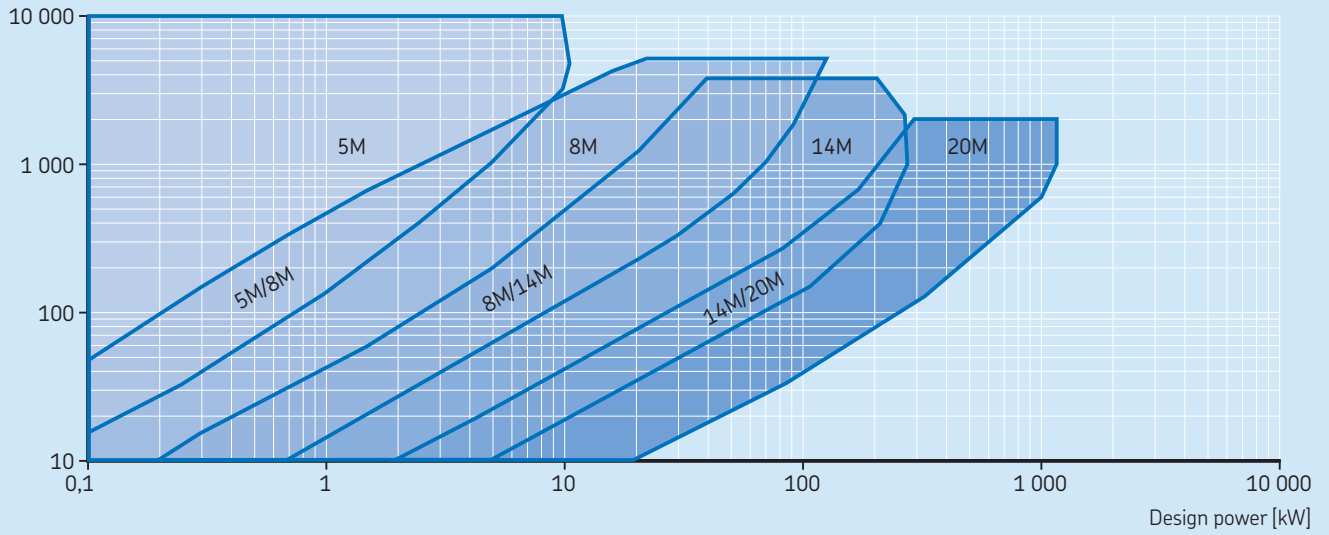
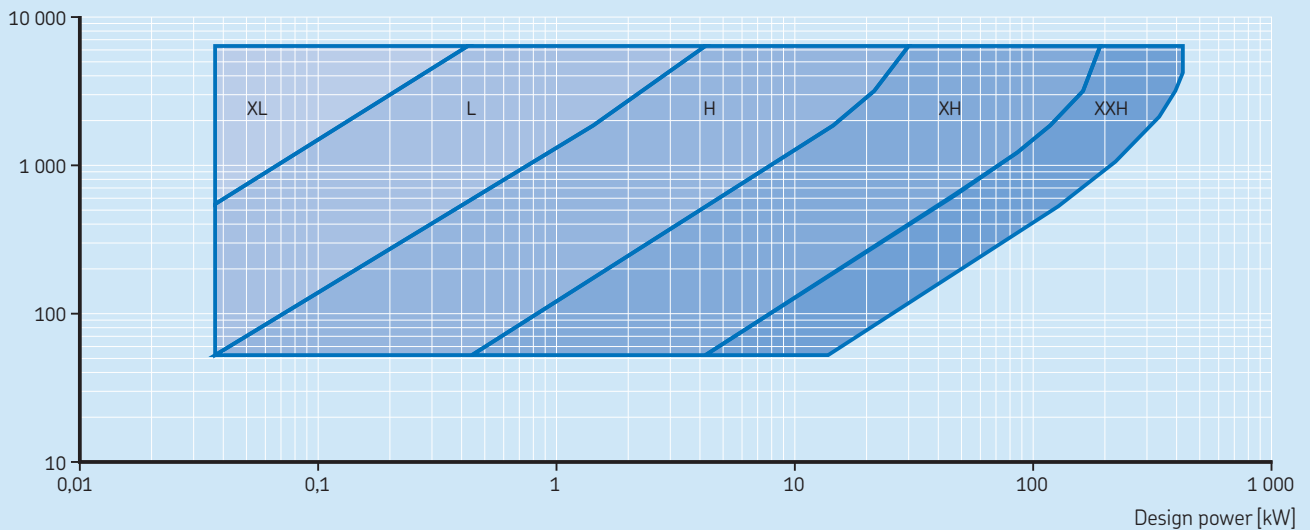


Diagram 2

SKF Classical Timing Belts

Speed of faster pulley [r/min]



Centre distances
Section 5M

Table 4b

Speed ratio	Driver Number of teeth	Pitch diameter	Driven Number of teeth	Pitch diameter	Belt length										
					350	375	400	425	450	475	500	535	565	600	635
		mm	mm		mm										
1,60	40	63,66	64	101,86	-	-	-	-	-	105,8	118,5	136,2	151,3	168,9	186,5
1,61	56	89,13	90	143,24	-	-	-	-	-	-	-	-	-	-	132,2
1,63	32	50,93	52	82,76	-	80,9	93,6	106,3	118,9	131,5	144,1	161,7	176,8	194,3	211,9
1,64	44	70,03	72	114,59	-	-	-	-	-	-	-	120,4	135,7	153,4	171,0
1,65	68	108,23	112	178,25	-	-	-	-	-	-	-	-	-	-	-
1,65	34	54,11	56	89,13	-	-	85,7	98,4	111,1	123,8	136,4	154,0	169,1	186,7	204,2
1,67	48	76,39	80	127,32	-	-	-	-	-	-	-	-	-	119,8	137,6
1,67	36	57,3	60	95,49	-	-	-	90,5	103,2	115,9	128,6	146,3	161,4	179,0	196,6
1,68	38	60,48	64	101,86	-	-	-	-	95,2	108,0	120,7	138,5	153,6	171,2	188,9
1,70	40	63,66	68	108,23	-	-	-	-	-	100,0	112,8	130,6	145,8	163,5	181,1
1,73	52	82,76	90	143,24	-	-	-	-	-	-	-	-	-	-	136,6
1,75	64	101,86	112	178,25	-	-	-	-	-	-	-	-	-	-	-
1,75	32	50,93	56	89,13	-	87,9	100,7	113,4	126,1	138,7	156,3	171,4	189,0	206,6	-
1,76	34	54,11	60	95,49	-	-	-	92,7	105,5	118,2	130,9	148,6	163,7	181,3	198,9
1,78	36	57,30	64	101,86	-	-	-	-	97,4	110,2	123,0	140,7	155,9	173,6	191,2
1,79	38	60,48	68	108,23	-	-	-	-	-	102,2	115,0	132,8	148,1	165,8	183,4
1,80	40	63,66	72	114,59	-	-	-	-	-	-	107,0	124,9	140,2	157,9	175,7
1,82	44	70,03	80	127,32	-	-	-	-	-	-	-	108,7	124,2	142,1	159,9
1,87	60	95,49	112	178,25	-	-	-	-	-	-	-	-	-	-	-
1,88	48	76,39	90	143,24	-	-	-	-	-	-	-	-	-	122,9	141,0
1,88	34	54,11	64	101,86	-	-	-	-	99,6	112,5	125,2	143,0	158,2	175,9	193,5
1,88	32	50,93	60	95,49	-	-	-	94,9	107,7	120,4	133,1	150,9	166,0	183,6	201,3
1,89	38	60,48	72	114,59	-	-	-	-	-	-	109,1	127,1	142,4	160,2	177,9
1,89	36	57,30	68	108,23	-	-	-	-	-	-	104,4	117,2	135,1	150,3	168,1
2,00	56	89,13	112	178,25	-	-	-	-	-	-	-	-	-	-	185,8
2,00	40	63,66	80	127,32	-	-	-	-	-	-	-	113,0	128,5	146,5	164,4
2,00	36	57,30	72	114,59	-	-	-	-	-	-	98,3	111,3	129,3	144,7	162,5
2,00	34	54,11	68	108,23	-	-	-	-	-	93,6	106,5	119,4	137,3	152,6	170,3
2,00	32	50,93	64	101,86	-	-	-	88,8	101,8	114,7	127,4	145,3	160,5	178,2	195,8
2,05	44	70,03	90	143,24	-	-	-	-	-	-	-	-	-	127,2	145,0
2,11	38	60,48	80	127,32	-	-	-	-	-	-	-	115,1	130,7	148,7	166,6
2,12	34	54,11	72	114,59	-	-	-	-	-	100,4	113,4	131,5	146,9	164,7	182,5
2,13	32	50,93	68	108,23	-	-	-	-	95,7	108,7	121,6	139,5	154,8	172,6	190,3
2,15	52	82,76	112	178,25	-	-	-	-	-	-	-	-	-	-	-
2,22	36	57,30	80	127,32	-	-	-	-	-	-	-	117,2	132,9	150,9	168,9
2,25	40	63,66	90	143,24	-	-	-	-	-	-	-	-	112,9	131,4	149,7
2,25	32	50,93	72	114,59	-	-	-	-	-	102,5	115,6	133,7	149,1	167,0	184,8
2,33	48	76,39	112	178,25	-	-	-	-	-	-	-	-	-	-	-
2,35	34	54,11	80	127,32	-	-	-	-	-	-	100,8	119,3	135,0	153,1	171,1
2,37	38	60,48	90	143,24	-	-	-	-	-	-	-	-	115,0	133,5	151,8
2,50	36	57,30	90	143,24	-	-	-	-	-	-	-	-	117,0	135,6	154,0
2,50	32	50,93	80	127,32	-	-	-	-	-	-	102,8	121,4	137,1	155,3	173,3
2,55	44	70,03	112	178,25	-	-	-	-	-	-	-	-	-	-	-
2,65	34	54,11	90	143,24	-	-	-	-	-	-	-	-	119,1	137,1	156,1
2,80	40	63,66	112	178,25	-	-	-	-	-	-	-	-	-	-	-
2,81	32	50,93	90	143,24	-	-	-	-	-	-	-	-	121,1	139,8	158,2
2,95	38	60,48	112	178,25	-	-	-	-	-	-	-	-	-	-	-
3,11	36	57,30	112	178,25	-	-	-	-	-	-	-	-	-	-	-
3,29	34	54,11	112	178,25	-	-	-	-	-	-	-	-	-	-	-
3,50	32	50,95	112	178,25	-	-	-	-	-	-	-	-	-	-	-

2

Centre distances
Section 5M

Table 4d

Speed ratio	Driver Number of teeth	Pitch diameter	Driven Number of teeth	Pitch diameter	Belt length										
					670	710	740	800	850	890	950	1 000	1 050	1 125	1 195
		mm	mm		mm										
1,54	52	82,76	80	127,32	168,5	188,7	203,8	233,9	259,0	279,1	309,2	334,3	359,3	396,9	431,9
1,55	44	70,03	68	108,23	194,1	214,1	229,2	259,3	284,4	304,4	334,5	359,5	384,5	422,1	457,1
1,56	72	114,59	112	178,25	–	–	–	167,0	192,4	212,6	242,9	268,1	293,3	331,0	366,1
1,56	36	57,3	56	89,13	219,4	239,5	254,5	284,6	309,6	329,6	359,6	384,7	409,7	447,2	482,2
1,58	38	60,48	60	95,49	211,8	231,8	246,9	276,9	302,0	322,0	352,1	377,1	402,1	439,7	474,7
1,60	40	63,66	64	101,86	204,1	224,2	239,2	269,3	294,4	314,4	344,5	369,5	394,5	432,1	467,1
1,61	56	89,13	90	143,24	150,1	170,3	185,5	215,8	241,0	261,1	291,2	316,3	341,4	379,0	414,1
1,63	32	50,93	52	82,76	229,4	249,5	264,5	294,6	319,6	339,6	369,7	394,7	419,7	457,2	492,2
1,64	44	70,03	72	114,59	188,7	208,8	223,9	254,0	279,1	299,2	329,2	354,3	379,3	416,9	452,0
1,65	68	108,23	112	178,25	–	–	–	171,4	196,9	217,2	247,5	272,7	297,9	335,7	370,8
1,65	34	54,11	56	89,13	221,8	241,9	256,9	287,0	312,0	332,0	362,1	387,1	412,1	449,7	484,7
1,67	48	76,39	80	127,32	173,1	193,3	208,4	238,6	263,8	283,9	314,0	339,0	364,1	401,7	436,8
1,67	36	57,3	60	95,49	214,1	234,2	249,3	279,3	304,4	324,4	354,5	379,5	404,5	442,1	477,1
1,68	38	60,48	64	101,86	206,5	226,6	241,6	271,7	296,8	316,8	346,9	371,9	397,0	434,5	469,5
1,70	40	63,66	68	108,23	198,7	218,9	233,9	264,1	289,1	309,2	339,3	364,3	389,4	426,9	462,0
1,73	52	82,76	90	143,24	154,5	174,9	190,1	220,4	245,6	265,8	296,0	321,1	346,2	383,8	418,9
1,75	64	101,86	112	178,25	–	–	–	175,8	201,4	221,7	252,1	277,4	302,6	340,4	375,6
1,75	32	50,93	56	89,13	224,2	244,3	259,3	289,4	314,4	334,5	364,5	389,5	414,6	452,1	487,1
1,76	34	54,11	60	95,49	216,5	236,6	251,6	281,7	306,8	326,8	356,9	381,9	407,0	444,5	479,6
1,78	36	57,30	64	101,86	208,8	228,9	244,0	274,1	299,2	319,2	349,3	374,3	399,4	436,9	472,0
1,79	38	60,48	68	108,23	201,1	221,2	236,3	266,4	291,5	311,6	341,7	366,7	391,8	429,3	464,4
1,80	40	63,66	72	114,59	193,3	213,5	228,6	258,7	283,9	303,9	334,0	359,1	384,2	421,7	456,8
1,82	44	70,03	80	127,32	177,7	197,9	213,1	243,3	268,5	288,6	318,7	343,8	368,9	406,5	441,6
1,87	60	95,49	112	178,25	–	–	–	149,2	180,2	205,8	226,2	256,7	282,0	307,2	345,0
1,88	48	76,39	90	143,24	159,0	179,4	194,6	225,0	250,3	270,4	300,6	325,8	350,9	388,6	423,7
1,88	34	54,11	64	101,86	211,1	231,3	246,3	276,5	301,6	321,6	351,7	376,7	401,8	439,4	474,4
1,88	32	50,93	60	95,49	218,9	239,0	254,0	284,1	309,2	329,2	359,3	384,4	409,4	446,9	482,0
1,89	38	60,48	72	114,59	195,6	215,8	230,9	261,1	286,2	306,3	336,4	361,5	386,6	424,1	459,2
1,89	36	57,30	68	108,23	203,4	223,5	238,6	268,8	293,9	314,0	344,1	369,1	394,2	431,7	466,8
2,00	56	89,13	112	178,25	–	–	–	153,5	184,6	210,3	230,7	261,2	286,5	311,8	349,7
2,00	40	63,66	80	127,32	182,2	202,5	217,7	248,0	273,1	293,3	323,4	348,5	373,6	411,3	446,4
2,00	36	57,30	72	114,59	197,9	218,1	233,2	263,4	288,6	308,7	338,8	363,9	388,9	426,5	461,6
2,00	34	54,11	68	108,23	205,7	225,9	241,0	271,1	296,3	316,3	346,4	371,5	396,6	434,2	469,2
2,00	32	50,93	64	101,86	213,5	233,6	248,7	278,8	303,9	324,0	354,1	379,1	404,2	441,8	476,8
2,05	44	70,03	90	143,24	163,4	183,8	199,1	229,6	254,9	275,1	305,3	330,5	355,6	393,3	428,4
2,11	38	60,48	80	127,32	184,5	204,8	220,0	250,3	275,5	295,6	325,8	350,9	376,0	413,6	448,8
2,12	34	54,11	72	114,59	200,2	220,4	235,6	265,8	290,9	311,0	341,2	366,3	391,3	428,9	464,0
2,13	32	50,93	68	108,23	208,0	228,2	243,3	273,5	298,6	318,7	348,8	373,9	399,0	436,6	471,6
2,15	52	82,76	112	178,25	–	–	–	141,9	157,7	188,9	214,7	235,1	265,7	291,1	316,4
2,22	36	57,30	80	127,32	186,7	207,0	222,2	252,6	277,8	297,9	328,1	353,3	378,4	416,0	451,1
2,25	40	63,66	90	143,24	167,8	188,3	203,6	234,1	259,4	279,7	309,9	335,1	360,3	398,0	433,2
2,25	32	50,93	72	114,59	202,5	222,7	237,9	268,1	293,3	313,4	343,5	368,6	393,7	431,3	466,4
2,33	48	76,39	112	178,25	–	–	–	146,0	161,9	193,2	219,1	239,6	270,2	295,6	321,0
2,35	34	54,11	80	127,32	188,9	209,3	224,5	254,9	280,1	300,3	330,5	355,6	380,7	418,4	453,5
2,37	38	60,48	90	143,24	169,9	190,5	205,8	236,4	261,7	282,0	312,3	337,5	362,6	400,4	435,5
2,50	36	57,30	90	143,24	172,1	192,7	208,0	238,6	264,0	284,2	314,6	339,8	365,0	402,7	437,9
2,50	32	50,93	80	127,32	191,2	211,5	226,8	257,2	282,4	302,6	332,8	358,0	383,1	420,8	455,9
2,55	44	70,03	112	178,25	–	–	–	150,1	166,1	197,5	223,4	244,0	274,7	300,1	325,5
2,65	34	54,11	90	143,24	174,3	194,9	210,3	240,9	266,3	286,5	316,9	342,1	367,3	405,0	440,2
2,80	40	63,66	112	178,25	132,4	154,2	170,3	201,8	227,8	248,4	279,1	304,6	330,0	368,0	403,4
2,81	32	50,93	90	143,24	176,4	197,1	212,5	243,1	268,5	288,8	319,2	344,4	369,6	407,4	442,6
2,95	38	60,48	112	178,25	134,4	156,3	172,3	203,9	229,9	250,5	281,3	306,8	332,3	370,3	405,7
3,11	36	57,30	112	178,25	136,4	158,3	174,4	206,1	232,1	252,7	283,5	309,1	334,5	372,6	408,0
3,29	34	54,11	112	178,25	138,3	160,3	176,5	208,2	234,2	254,9	285,7	311,3	336,8	374,8	410,3
3,50	32	50,95	112	178,25	140,3	162,4	178,5	210,3	236,4	257,1	287,9	313,5	339,0	377,1	412,6

2

Centre distances
Section 8M

Table 4g

Speed ratio	Driver Number of teeth	Pitch diameter	Driven Number of teeth	Pitch diameter	Belt length												
					480	560	600	640	720	800	880	960	1 040	1 120	1 200	1 280	
		mm	mm		mm												
3,08	26	66,21	80	203,72	-	-	-	-	-	-	174,3	217,0	258,8	300,1	341,0	381,8	422,4
3,11	36	91,67	112	285,21	-	-	-	-	-	-	-	-	-	200,1	244,6	287,6	329,7
3,21	28	71,3	90	229,18	-	-	-	-	-	-	-	-	187,1	230,3	272,5	314,0	355,2
3,27	44	112,05	144	366,69	-	-	-	-	-	-	-	-	-	-	-	-	-
3,27	22	56,02	72	183,35	-	-	-	-	159,1	201,9	243,6	284,9	325,8	366,5	407,0	447,5	-
3,29	34	86,58	112	285,21	-	-	-	-	-	-	-	-	-	203,2	247,8	290,9	333,1
3,33	24	61,12	80	203,72	-	-	-	-	-	-	177,5	220,4	262,2	303,6	344,6	385,4	426,0
3,43	56	142,6	192	488,92	-	-	-	-	-	-	-	-	-	-	-	-	-
3,46	26	66,21	90	229,18	-	-	-	-	-	-	-	190,3	233,6	275,9	317,5	358,7	399,7
3,50	32	81,49	112	285,21	-	-	-	-	-	-	-	-	-	206,3	251,0	294,2	336,5
3,60	40	101,86	144	366,69	-	-	-	-	-	-	-	-	-	-	-	-	-
3,64	22	56,02	80	203,72	-	-	-	-	-	-	180,7	223,7	265,7	307,1	348,1	389,0	429,6
3,73	30	76,39	112	285,21	-	-	-	-	-	-	-	-	-	209,4	254,2	297,5	339,8
3,75	24	61,12	90	229,18	-	-	-	-	-	-	-	193,4	236,9	279,3	320,9	362,2	403,2
3,79	38	96,77	144	366,69	-	-	-	-	-	-	-	-	-	-	-	-	236,3
4,00	48	122,23	192	488,92	-	-	-	-	-	-	-	-	-	-	-	-	-
4,00	36	91,67	144	366,69	-	-	-	-	-	-	-	-	-	-	-	-	239,3
4,00	28	71,3	112	285,21	-	-	-	-	-	-	-	-	-	-	-	-	343,2
4,09	22	56,02	90	229,18	-	-	-	-	-	-	150,3	196,6	240,2	282,6	324,4	365,7	406,8
4,24	34	86,58	144	366,69	-	-	-	-	-	-	-	-	-	-	-	-	242,3
4,31	26	66,21	112	285,21	-	-	-	-	-	-	-	-	-	215,5	260,6	304,1	346,6
4,36	44	112,05	192	488,92	-	-	-	-	-	-	-	-	-	-	-	-	-
4,50	32	81,49	144	366,69	-	-	-	-	-	-	-	-	-	-	-	-	245,2
4,67	24	61,12	112	285,21	-	-	-	-	-	-	-	-	-	218,6	263,8	307,3	349,9
4,80	40	101,86	192	488,92	-	-	-	-	-	-	-	-	-	-	-	-	-
4,80	30	76,39	144	366,69	-	-	-	-	-	-	-	-	-	-	-	-	248,2
5,05	38	96,77	192	488,92	-	-	-	-	-	-	-	-	-	-	-	-	-
5,09	22	56,02	112	285,21	-	-	-	-	-	-	-	-	-	221,7	267,0	310,6	353,2
5,14	28	71,30	144	366,69	-	-	-	-	-	-	-	-	-	-	-	-	251,2
5,33	36	91,67	192	488,92	-	-	-	-	-	-	-	-	-	-	-	-	-
5,54	26	66,21	144	366,69	-	-	-	-	-	-	-	-	-	-	-	-	254,1
5,65	34	86,58	192	488,92	-	-	-	-	-	-	-	-	-	-	-	-	-
6,00	32	81,49	192	488,92	-	-	-	-	-	-	-	-	-	-	-	-	-
6,00	24	61,12	144	366,69	-	-	-	-	-	-	-	-	-	-	-	-	257,1
6,40	30	76,39	192	488,92	-	-	-	-	-	-	-	-	-	-	-	-	-
6,55	22	56,02	144	366,69	-	-	-	-	-	-	-	-	-	-	-	-	261,0
6,86	28	71,30	192	488,92	-	-	-	-	-	-	-	-	-	-	-	-	-
7,38	26	66,21	192	488,92	-	-	-	-	-	-	-	-	-	-	-	-	-
8,00	24	61,12	192	488,92	-	-	-	-	-	-	-	-	-	-	-	-	-
8,73	22	56,02	192	488,92	-	-	-	-	-	-	-	-	-	-	-	-	-

Centre distances
Section 8M

Table 4j

Speed ratio	Driver Number of teeth	Pitch diameter	Driven Number of teeth	Pitch diameter	Belt length											
					1 440	1 600	1 760	1 800	2 000	2 400	2 600	2 800	3 048	3 280	3 600	4 400
		mm	mm		mm											
3,08	26	66,21	80	203,72	503,3	583,9	664,4	684,5	785,0	985,6	1 085,8	1 186,0	1 310,2	1 426,3	1 586,5	1 986,8
3,11	36	91,67	112	285,21	412,6	494,5	575,9	596,1	697,3	898,8	999,3	1 099,7	1 224,2	1 340,5	1 500,9	1 901,5
3,21	28	71,3	90	229,18	477,5	558,4	639,1	659,3	759,9	960,8	1 061,1	1 161,3	1 285,6	1 401,8	1 562,0	1 962,4
3,27	44	112,05	144	366,69	318,2	403,8	487,3	508,0	610,7	814,0	915,1	1 016,0	1 140,9	1 257,5	1 418,3	1 819,5
3,27	22	56,02	72	183,35	528,2	608,7	689,1	709,1	809,5	1 010,0	1 110,2	1 210,3	1 334,5	1 450,6	1 610,7	2 011,0
3,29	34	86,58	112	285,21	416,1	498,1	579,5	599,8	701,0	902,5	1 003,1	1 103,5	1 228,0	1 344,3	1 504,7	1 905,4
3,33	24	61,12	80	203,72	507,0	587,7	668,2	688,3	788,8	989,4	1 089,7	1 189,9	1 314,1	1 430,2	1 590,4	1 990,7
3,43	56	142,6	192	488,92	–	–	338,7	361,7	471,9	681,9	784,8	887,0	1 013,2	1 130,7	1 292,4	1 695,1
3,46	26	66,21	90	229,18	481,1	562,1	642,8	663,0	763,6	964,6	1 064,9	1 165,2	1 289,4	1 405,6	1 565,9	1 966,3
3,50	32	81,49	112	285,21	419,6	501,6	583,1	603,4	704,6	906,3	1 006,8	1 107,3	1 231,8	1 348,2	1 508,6	1 909,3
3,60	40	101,86	144	366,69	324,6	410,4	494,1	514,9	617,8	821,3	922,5	1 023,4	1 148,4	1 265,1	1 425,8	1 827,2
3,64	22	56,02	80	203,72	510,7	591,4	671,9	692,1	792,6	993,3	1 093,5	1 193,7	1 317,9	1 434,1	1 594,3	1 994,6
3,73	30	76,39	112	285,21	423,1	505,2	586,7	607,0	708,3	910,0	1 010,6	1 111,1	1 235,6	1 352,0	1 512,4	1 913,2
3,75	24	61,12	90	229,18	484,7	565,7	646,5	666,7	767,4	968,4	1 068,7	1 169,0	1 293,3	1 409,5	1 569,8	1 970,2
3,79	38	96,77	144	366,69	327,8	413,8	497,6	518,3	621,3	824,9	926,1	1 027,1	1 152,1	1 268,8	1 429,6	1 831,0
4,00	48	122,23	192	488,92	–	–	350,9	374,1	484,9	695,7	798,9	901,3	1 027,6	1 145,3	1 307,1	1 710,2
4,00	36	91,67	144	366,69	331,0	417,1	501,0	521,8	624,8	828,6	929,8	1 030,8	1 155,8	1 272,6	1 433,4	1 834,8
4,00	28	71,3	112	285,21	426,5	508,7	590,3	610,6	712,0	913,7	1 014,4	1 114,9	1 239,4	1 355,8	1 516,2	1 917,0
4,09	22	56,02	90	229,18	488,3	569,4	650,2	670,4	771,1	972,1	1 072,5	1 172,8	1 297,1	1 413,3	1 573,6	1 974,1
4,24	34	86,58	144	366,69	334,2	420,4	504,4	525,2	628,3	832,2	933,5	1 034,5	1 159,5	1 276,3	1 437,2	1 838,7
4,31	26	66,21	112	285,21	430,0	512,3	593,9	614,2	715,6	917,5	1 018,1	1 118,6	1 243,2	1 359,6	1 520,1	1 920,9
4,36	44	112,05	192	488,92	–	–	357,0	380,3	491,4	702,6	805,9	908,4	1 034,8	1 152,6	1 314,5	1 717,7
4,50	32	81,49	144	366,69	337,4	423,8	507,8	528,6	631,8	835,8	937,1	1 038,2	1 163,2	1 280,0	1 440,9	1 842,5
4,67	24	61,12	112	285,21	433,4	515,8	597,5	617,8	719,3	921,2	1 021,9	1 122,4	1 247,0	1 363,4	1 523,9	1 924,7
4,80	40	101,86	192	488,92	–	–	363,1	386,4	497,9	709,4	812,9	915,5	1 042,0	1 159,8	1 321,8	1 725,1
4,80	30	76,39	144	366,69	340,6	427,1	511,3	532,1	635,3	839,4	940,8	1 041,9	1 167,0	1 283,8	1 444,7	1 846,3
5,05	38	96,77	192	488,92	–	–	366,1	389,5	501,1	712,9	816,3	919,0	1 045,6	1 163,4	1 325,5	1 728,9
5,09	22	56,02	112	285,21	436,9	519,3	601,0	621,4	722,9	924,9	1 025,6	1 126,2	1 250,7	1 367,2	1 527,7	1 928,6
5,14	28	71,30	144	366,69	343,8	430,4	514,7	535,5	638,8	843,0	944,4	1 045,6	1 170,7	1 287,5	1 448,5	1 850,1
5,33	36	91,67	192	488,92	–	–	369,1	392,6	504,4	716,3	819,8	922,5	1 049,1	1 167,1	1 329,1	1 732,6
5,54	26	66,21	144	366,69	346,9	433,7	518,1	538,9	642,3	846,6	948,1	1 049,2	1 174,4	1 291,2	1 452,2	1 853,9
5,65	34	86,58	192	488,92	–	–	372,2	395,7	507,6	719,7	823,3	926,1	1 052,7	1 170,7	1 332,8	1 736,3
6,00	32	81,49	192	488,92	–	–	375,2	398,7	510,8	723,1	826,8	929,6	1 056,3	1 174,3	1 336,4	1 740,1
6,00	24	61,12	144	366,69	350,1	437,0	521,5	542,3	645,8	850,2	951,7	1 052,9	1 178,1	1 295,0	1 456,0	1 857,7
6,40	30	76,39	192	488,92	–	–	378,2	401,8	514,0	726,5	830,2	933,1	1 059,9	1 177,9	1 340,1	1 743,8
6,55	22	56,02	144	366,69	353,3	440,3	524,8	545,7	649,3	853,8	955,3	1 056,6	1 181,8	1 298,7	1 459,7	1 861,5
6,86	28	71,30	192	488,92	–	–	381,2	404,8	517,2	729,9	833,7	936,6	1 063,4	1 181,5	1 343,7	1 747,5
7,38	26	66,21	192	488,92	–	–	384,3	407,9	520,5	733,3	837,2	940,1	1 067,0	1 185,1	1 347,4	1 751,2
8,00	24	61,12	192	488,92	–	–	387,3	411,0	523,7	736,7	840,6	943,7	1 070,6	1 188,7	1 351,0	1 754,9
8,73	22	56,02	192	488,92	–	–	390,3	414,0	526,9	740,1	844,1	947,2	1 074,1	1 192,3	1 354,7	1 758,7

2

Centre distances
Section 14M

Table 4n

Speed ratio	Driver Number of teeth	Pitch diameter	Driven Number of teeth	Pitch diameter	Belt length											
					966	1190	1400	1610	1778	1890	2100	2310	2450	2590	2 800	
		mm	mm	mm												
5,60	30	133,69	168	748,66	-	-	-	-	-	-	-	-	-	-	505,1	630,4
5,65	34	151,52	192	855,62	-	-	-	-	-	-	-	-	-	-	-	-
5,68	38	169,34	216	962,57	-	-	-	-	-	-	-	-	-	-	-	-
5,79	29	129,23	168	748,66	-	-	-	-	-	-	-	-	-	-	507,7	633,1
6,00	36	160,43	216	962,57	-	-	-	-	-	-	-	-	-	-	-	-
6,00	32	142,60	192	855,62	-	-	-	-	-	-	-	-	-	-	-	-
6,00	28	124,78	168	748,66	-	-	-	-	-	-	-	-	-	-	510,3	635,8
6,35	34	151,52	216	962,57	-	-	-	-	-	-	-	-	-	-	-	-
6,40	30	133,69	192	855,62	-	-	-	-	-	-	-	-	-	-	-	-
6,62	29	129,23	192	855,62	-	-	-	-	-	-	-	-	-	-	-	-
6,75	32	142,60	216	962,57	-	-	-	-	-	-	-	-	-	-	-	-
6,86	28	124,78	192	855,62	-	-	-	-	-	-	-	-	-	-	-	-
7,20	30	133,69	216	962,57	-	-	-	-	-	-	-	-	-	-	-	-
7,45	29	129,23	216	962,57	-	-	-	-	-	-	-	-	-	-	-	-
7,71	28	124,78	216	962,57	-	-	-	-	-	-	-	-	-	-	-	-

2

Centre distances
Section 14M

Table 4r

Speed ratio	Driver Number of teeth	Pitch diameter	Driven Number of teeth	Pitch diameter	Belt length										
					3 150	3 360	3 500	3 850	4 326	4 578	4 956	5 320	5 740	6 160	6 860
		mm	mm		mm										
5,60	30	133,69	168	748,66	823,9	936,0	1 009,8	1 192,1	1 437,0	1 565,7	1 758,0	1 942,6	2 155,0	2 367,0	2 719,6
5,65	34	151,52	192	855,62	692,4	811,3	888,3	1 075,9	1 324,9	1 455,2	1 649,3	1 835,1	2 048,7	2 261,5	2 615,3
5,68	38	169,34	216	962,57	–	669,7	754,1	952,1	1 208,3	1 340,9	1 537,6	1 725,2	1 940,3	2 154,4	2 509,6
5,79	29	129,23	168	748,66	826,8	938,9	1 012,8	1 195,1	1 440,1	1 568,8	1 761,2	1 945,8	2 158,2	2 370,2	2 722,9
6,00	36	160,43	216	962,57	–	674,9	759,4	957,7	1 214,1	1 346,8	1 543,6	1 731,3	1 946,5	2 160,7	2 516,0
6,00	32	142,60	192	855,62	697,8	816,9	893,9	1 081,7	1 331,0	1 461,3	1 655,5	1 841,4	2 055,0	2 267,9	2 621,7
6,00	28	124,78	168	748,66	829,6	941,9	1 015,7	1 198,2	1 443,2	1 571,9	1 764,4	1 949,0	2 161,5	2 373,5	2 726,1
6,35	34	151,52	216	962,57	–	680,0	764,7	963,3	1 220,0	1 352,7	1 549,6	1 737,5	1 952,7	2 166,9	2 522,3
6,40	30	133,69	192	855,62	703,1	822,4	899,6	1 087,5	1 337,0	1 467,4	1 661,6	1 847,6	2 061,3	2 274,3	2 628,2
6,62	29	129,23	192	855,62	705,8	825,2	902,4	1 090,4	1 340,0	1 470,4	1 664,7	1 850,7	2 064,5	2 277,5	2 631,4
6,75	32	142,60	216	962,57	–	685,2	770,0	968,9	1 225,8	1 358,7	1 555,7	1 743,6	1 958,9	2 173,2	2 528,7
6,86	28	124,78	192	855,62	708,5	828,0	905,2	1 093,3	1 343,0	1 473,5	1 667,8	1 853,9	2 067,6	2 280,7	2 634,6
7,20	30	133,69	216	962,57	–	690,4	775,3	974,5	1 231,6	1 364,6	1 561,7	1 749,7	1 965,1	2 179,5	2 535,0
7,45	29	129,23	216	962,57	–	693,0	778,0	977,2	1 234,5	1 367,5	1 564,7	1 752,7	1 968,2	2 182,6	2 538,2
7,71	28	124,78	216	962,57	552,9	695,5	780,6	980,0	1 237,4	1 370,5	1 567,7	1 755,8	1 971,3	2 185,7	2 541,4

2

Correction factors

Table 6

Teeth in mesh (TIM) Correction factor C_4

TIM	C_4
6 and above	1
5	0,8
4	0,6
3	0,4
2	0,2

Table 7

Belt length correction factor C_1

Belt length	Correction factor 5M	8M	14M	XL L H XH T2.5 T5 T10 AT5 AT10
mm	-			
425	0,80	-	-	1,00
535	0,90	-	-	1,00
600	1,00	-	-	1,00
800	1,10	-	-	1,00
890	1,20	-	-	1,00
1 050	1,30	-	-	1,00
1 190	-	0,80	-	1,00
1 200	-	0,90	-	1,00
1 420	-	1,00	-	1,00
1 610	-	1,10	-	1,00
1 760	-	1,20	-	1,00
1 890	-	-	-	1,00
2 000	-	-	0,90	1,00
2 450	-	-	0,95	1,00
2 500	-	-	1,00	1,00
3 150	-	-	1,05	1,00
3 400	-	-	1,10	1,00

Power ratings

Section XL (25,4 mm wide)

Table 8a

Faster shaft speed Number of teeth	Rated power per belt for small pulley pitch diameter [mm]										
	10	11	12	13	14	15	16	17	18	19	20
Pitch diameter [mm]	16,17	17,79	19,40	21,02	22,64	24,26	25,87	27,49	29,11	30,72	32,34
r/min	kW										
100	0,02	0,02	0,02	0,02	0,02	0,02	0,02	0,03	0,03	0,03	0,03
200	0,03	0,03	0,04	0,04	0,04	0,04	0,05	0,05	0,06	0,06	0,06
400	0,06	0,07	0,07	0,08	0,09	0,09	0,10	0,10	0,11	0,12	0,12
600	0,09	0,10	0,11	0,12	0,13	0,14	0,15	0,16	0,17	0,18	0,18
720	0,11	0,12	0,13	0,14	0,15	0,17	0,18	0,19	0,20	0,21	0,22
800	0,12	0,14	0,15	0,16	0,17	0,18	0,20	0,21	0,22	0,23	0,25
960	0,15	0,16	0,18	0,19	0,21	0,22	0,24	0,25	0,27	0,28	0,29
1 000	0,15	0,17	0,18	0,20	0,22	0,23	0,25	0,26	0,28	0,29	0,31
1 200	0,18	0,20	0,22	0,24	0,26	0,28	0,29	0,31	0,33	0,35	0,37
1 400	0,22	0,24	0,26	0,28	0,30	0,32	0,34	0,37	0,39	0,41	0,43
1 440	0,22	0,24	0,27	0,29	0,31	0,33	0,35	0,38	0,40	0,42	0,44
1 600	0,25	0,27	0,29	0,32	0,34	0,37	0,39	0,42	0,44	0,47	0,49
1 800	0,28	0,30	0,33	0,36	0,39	0,41	0,44	0,47	0,50	0,52	0,55
2 000	0,31	0,34	0,37	0,40	0,43	0,46	0,49	0,52	0,55	0,58	0,61
2 200	0,34	0,37	0,41	0,44	0,47	0,51	0,54	0,57	0,61	0,64	0,67
2 400	0,37	0,41	0,44	0,48	0,51	0,55	0,59	0,62	0,66	0,70	0,73
2 600	0,40	0,44	0,48	0,52	0,56	0,60	0,64	0,68	0,71	0,75	0,79
2 800	0,43	0,47	0,51	0,56	0,60	0,64	0,68	0,73	0,77	0,81	0,85
2 880	0,44	0,49	0,53	0,57	0,62	0,66	0,70	0,75	0,79	0,83	0,88
3 000	0,46	0,51	0,55	0,60	0,64	0,69	0,73	0,78	0,82	0,87	0,91
3 200	0,49	0,54	0,59	0,64	0,68	0,73	0,78	0,83	0,88	0,92	0,97
3 400	0,52	0,57	0,62	0,68	0,73	0,78	0,83	0,88	0,93	0,98	1,03
3 600	0,55	0,61	0,66	0,71	0,77	0,82	0,88	0,93	0,98	1,04	1,09
3 800	0,58	0,64	0,70	0,75	0,81	0,87	0,92	0,98	1,04	1,09	1,15
4 000	0,61	0,67	0,73	0,79	0,85	0,91	0,97	1,03	1,09	1,15	1,21
4 200	0,64	0,71	0,77	0,83	0,89	0,96	1,02	1,08	1,14	1,20	1,26
4 400	0,67	0,74	0,81	0,87	0,94	1,00	1,07	1,13	1,19	1,26	1,32
4 600	0,70	0,77	0,84	0,91	0,98	1,05	1,11	1,18	1,25	1,31	1,38
4 800	0,73	0,81	0,88	0,95	1,02	1,09	1,16	1,23	1,30	1,37	1,43
5 000	0,76	0,84	0,91	0,99	1,06	1,13	1,21	1,28	1,35	1,42	1,49
5 200	0,79	0,87	0,95	1,02	1,10	1,18	1,25	1,33	1,40	1,47	1,55
5 400	0,82	0,90	0,98	1,06	1,14	1,22	1,30	1,37	1,45	1,53	1,60
5 600	0,85	0,94	1,02	1,10	1,18	1,26	1,34	1,42	1,50	1,58	1,66
5 800	0,88	0,97	1,05	1,14	1,22	1,31	1,39	1,47	1,55	1,63	1,71
6 000	0,91	1,00	1,09	1,18	1,26	1,35	1,43	1,52	1,60	1,68	1,76
6 200	0,94	1,03	1,12	1,21	1,30	1,39	1,48	1,56	1,65	1,73	1,82
6 400	0,97	1,07	1,16	1,25	1,34	1,43	1,52	1,61	1,70	1,78	1,87
6 600	1,00	1,10	1,19	1,29	1,38	1,48	1,57	1,66	1,75	1,83	1,92
6 800	1,03	1,13	1,23	1,33	1,42	1,52	1,61	1,70	1,79	1,88	1,97
7 000	1,06	1,16	1,26	1,36	1,46	1,56	1,66	1,75	1,84	1,93	2,02
7 200	1,09	1,19	1,30	1,40	1,50	1,60	1,70	1,79	1,89	1,98	2,07
7 400	1,12	1,23	1,33	1,44	1,54	1,64	1,74	1,84	1,94	2,03	2,12
7 600	1,15	1,26	1,37	1,47	1,58	1,68	1,78	1,88	1,98	2,08	2,17
7 800	1,18	1,29	1,40	1,51	1,62	1,72	1,83	1,93	2,03	2,12	2,22
8 000	1,21	1,32	1,43	1,55	1,66	1,76	1,87	1,97	2,07	2,17	2,26
8 200	1,23	1,35	1,47	1,58	1,69	1,80	1,91	2,01	2,12	2,21	2,31
8 400	1,26	1,38	1,50	1,62	1,73	1,84	1,95	2,06	2,16	2,26	2,36
8 600	1,29	1,41	1,53	1,65	1,77	1,88	1,99	2,10	2,20	2,30	2,40
8 800	1,32	1,45	1,57	1,69	1,81	1,92	2,03	2,14	2,25	2,35	2,45
9 000	1,35	1,48	1,60	1,72	1,84	1,96	2,07	2,18	2,29	2,39	2,49
9 200	1,38	1,51	1,63	1,76	1,88	2,00	2,11	2,22	2,33	2,43	2,53
9 400	1,41	1,54	1,67	1,79	1,91	2,03	2,15	2,26	2,37	2,47	2,57
9 600	1,43	1,57	1,70	1,83	1,95	2,07	2,19	2,30	2,41	2,51	2,61
9 800	1,46	1,60	1,73	1,86	1,99	2,11	2,23	2,34	2,45	2,55	2,65
10 000	1,49	1,63	1,76	1,89	2,02	2,15	2,26	2,38	2,49	2,59	2,69
10 200	1,52	1,66	1,79	1,93	2,06	2,18	2,30	2,42	2,53	2,63	2,73
10 400	1,55	1,69	1,83	1,96	2,09	2,22	2,34	2,45	2,56	2,67	2,77
10 600	1,57	1,72	1,86	1,99	2,13	2,25	2,37	2,49	2,60	2,71	2,80
10 800	1,60	1,75	1,89	2,03	2,16	2,29	2,41	2,53	2,64	2,74	2,84
11 000	1,63	1,78	1,92	2,06	2,19	2,32	2,45	2,56	2,67	2,78	2,87
11 500	1,70	1,85	2,00	2,14	2,28	2,41	2,53	2,65	2,76	2,86	2,95
12 000	1,76	1,92	2,07	2,22	2,36	2,49	2,61	2,73	2,84	2,94	3,03
12 500	1,83	1,99	2,15	2,29	2,43	2,57	2,69	2,81	2,91	3,01	3,09
13 000	1,89	2,06	2,22	2,37	2,51	2,64	2,77	2,88	2,98	3,07	3,15
13 500	1,96	2,13	2,29	2,44	2,58	2,72	2,84	2,95	3,05	3,13	3,21
14 000	2,02	2,19	2,36	2,51	2,65	2,79	2,91	3,01	3,11	3,19	3,25

Belt width [in.]											
1/4	5/16	3/8	7/16	1/2	5/8	3/4	7/8	1	1 1/4	1 1/2	
Width multiplier											
0,15	0,21	0,28	0,35	0,42	0,57	0,71	0,86	1	1,29	1,56	

■ Pulleys with this r/min can only be used if corresponding reduction of belt service life is allowable.

Power ratings

Section XL (25,4 mm wide)

Table 8b

Faster shaft speed Number of teeth	Rated power per belt for small pulley pitch diameter [mm]										
	21	22	23	24	25	26	27	28	29	30	31
Pitch diameter [mm]	33,96	35,57	37,19	38,81	40,43	42,04	43,66	45,28	46,89	48,51	50,13
r/min	kW										
100	0,03	0,03	0,04	0,04	0,04	0,04	0,04	0,04	0,04	0,05	0,05
200	0,06	0,07	0,07	0,07	0,08	0,08	0,08	0,09	0,09	0,09	0,10
400	0,13	0,14	0,14	0,15	0,15	0,16	0,17	0,17	0,18	0,18	0,19
600	0,19	0,20	0,21	0,22	0,23	0,24	0,25	0,26	0,27	0,28	0,29
720	0,23	0,24	0,25	0,27	0,28	0,29	0,30	0,31	0,32	0,33	0,34
800	0,26	0,27	0,28	0,29	0,31	0,32	0,33	0,34	0,36	0,37	0,38
960	0,31	0,32	0,34	0,35	0,37	0,38	0,40	0,41	0,43	0,44	0,46
1 000	0,32	0,34	0,35	0,37	0,38	0,40	0,41	0,43	0,44	0,46	0,48
1 200	0,39	0,41	0,42	0,44	0,46	0,48	0,50	0,51	0,53	0,55	0,57
1 400	0,45	0,47	0,49	0,51	0,54	0,56	0,58	0,60	0,62	0,64	0,66
1 440	0,46	0,49	0,51	0,53	0,55	0,57	0,60	0,62	0,64	0,66	0,68
1 600	0,51	0,54	0,56	0,59	0,61	0,64	0,66	0,68	0,71	0,73	0,76
1 800	0,58	0,61	0,63	0,66	0,69	0,71	0,74	0,77	0,80	0,82	0,85
2 000	0,64	0,67	0,70	0,73	0,76	0,79	0,82	0,85	0,88	0,91	0,94
2 200	0,71	0,74	0,77	0,81	0,84	0,87	0,90	0,94	0,97	1,00	1,03
2 400	0,77	0,81	0,84	0,88	0,91	0,95	0,98	1,02	1,05	1,09	1,12
2 600	0,83	0,87	0,91	0,95	0,99	1,02	1,06	1,10	1,14	1,18	1,21
2 800	0,89	0,94	0,98	1,02	1,06	1,10	1,14	1,18	1,22	1,26	1,30
2 880	0,92	0,96	1,00	1,05	1,09	1,13	1,17	1,22	1,26	1,30	1,34
3 000	0,96	1,00	1,05	1,09	1,13	1,18	1,22	1,26	1,31	1,35	1,39
3 200	1,02	1,07	1,11	1,16	1,21	1,25	1,30	1,34	1,39	1,43	1,48
3 400	1,08	1,13	1,18	1,23	1,28	1,33	1,37	1,42	1,47	1,52	1,56
3 600	1,14	1,19	1,25	1,30	1,35	1,40	1,45	1,50	1,55	1,60	1,65
3 800	1,20	1,26	1,31	1,37	1,42	1,47	1,53	1,58	1,63	1,68	1,73
4 000	1,26	1,32	1,38	1,43	1,49	1,55	1,60	1,66	1,71	1,76	1,82
4 200	1,32	1,38	1,44	1,50	1,56	1,62	1,67	1,73	1,79	1,84	1,90
4 400	1,38	1,45	1,51	1,57	1,63	1,69	1,75	1,81	1,86	1,92	1,98
4 600	1,44	1,51	1,57	1,63	1,70	1,76	1,82	1,88	1,94	2,00	2,05
4 800	1,50	1,57	1,63	1,70	1,76	1,83	1,89	1,95	2,01	2,07	2,13
5 000	1,56	1,63	1,70	1,76	1,83	1,89	1,96	2,02	2,08	2,15	2,21
5 200	1,62	1,69	1,76	1,83	1,89	1,96	2,03	2,09	2,15	2,22	2,28
5 400	1,67	1,75	1,82	1,89	1,96	2,03	2,09	2,16	2,22	2,29	2,35
5 600	1,73	1,81	1,88	1,95	2,02	2,09	2,16	2,23	2,29	2,36	2,42
5 800	1,79	1,86	1,94	2,01	2,08	2,15	2,22	2,29	2,36	2,42	2,49
6 000	1,84	1,92	2,00	2,07	2,15	2,22	2,29	2,36	2,42	2,49	2,55
6 200	1,90	1,98	2,05	2,13	2,21	2,28	2,35	2,42	2,49	2,55	2,62
6 400	1,95	2,03	2,11	2,19	2,26	2,34	2,41	2,48	2,55	2,61	2,68
6 600	2,00	2,09	2,17	2,25	2,32	2,40	2,47	2,54	2,61	2,67	2,74
6 800	2,06	2,14	2,22	2,30	2,38	2,45	2,53	2,60	2,66	2,73	2,79
7 000	2,11	2,19	2,28	2,36	2,43	2,51	2,58	2,65	2,72	2,79	2,85
7 200	2,16	2,25	2,33	2,41	2,49	2,56	2,64	2,71	2,77	2,84	2,90
7 400	2,21	2,30	2,38	2,46	2,54	2,62	2,69	2,76	2,83	2,89	2,95
7 600	2,26	2,35	2,43	2,51	2,59	2,67	2,74	2,81	2,88	2,94	3,00
7 800	2,31	2,40	2,48	2,56	2,64	2,72	2,79	2,86	2,92	2,98	3,04
8 000	2,36	2,45	2,53	2,61	2,69	2,77	2,84	2,91	2,97	3,03	3,08
8 200	2,40	2,49	2,58	2,66	2,74	2,81	2,88	2,95	3,01	3,07	3,12
8 400	2,45	2,54	2,63	2,71	2,79	2,86	2,93	2,99	3,05	3,11	3,16
8 600	2,49	2,58	2,67	2,75	2,83	2,90	2,97	3,03	3,09	3,14	3,19
8 800	2,54	2,63	2,71	2,80	2,87	2,94	3,01	3,07	3,13	3,18	3,22
9 000	2,58	2,67	2,76	2,84	2,91	2,98	3,05	3,11	3,16	3,21	3,25
9 200	2,63	2,71	2,80	2,88	2,95	3,02	3,08	3,14	3,19	3,23	3,27
9 400	2,67	2,76	2,84	2,92	2,99	3,06	3,12	3,17	3,22	3,26	3,29
9 600	2,71	2,80	2,88	2,96	3,03	3,09	3,15	3,20	3,25	3,28	3,31
9 800	2,75	2,83	2,92	2,99	3,06	3,12	3,18	3,23	3,27	3,30	3,33
10 000	2,79	2,87	2,95	3,03	3,09	3,15	3,21	3,25	3,29	3,32	3,34
10 200	2,82	2,91	2,99	3,06	3,13	3,18	3,23	3,27	3,31	3,33	3,34
10 400	2,86	2,94	3,02	3,09	3,15	3,21	3,26	3,29	3,32	3,34	3,35
10 600	2,89	2,98	3,05	3,12	3,18	3,23	3,28	3,31	3,33	3,35	3,35
10 800	2,93	3,01	3,08	3,15	3,21	3,26	3,29	3,32	3,34	3,35	-
11 000	2,96	3,04	3,11	3,18	3,23	3,27	3,31	3,33	3,35	-	-
11 500	3,04	3,11	3,18	3,23	3,28	3,31	3,34	3,35	3,35	-	-
12 000	3,11	3,18	3,23	3,28	3,32	3,34	3,35	-	-	-	-
12 500	3,17	3,23	3,28	3,32	3,34	3,35	-	-	-	-	-
13 000	3,22	3,27	3,31	3,34	3,35	-	-	-	-	-	-
13 500	3,27	3,31	3,34	3,35	-	-	-	-	-	-	-
14 000	3,30	3,33	3,35	-	-	-	-	-	-	-	-

■ Pulleys with this r/min can only be used if corresponding reduction of belt service life is allowable.
 ■ For speeds above 33 m/s, the use of stock cast iron pulleys should be avoided. Contact SKF for details.

Power ratings

Section L (25,4 mm wide)

Table 8c

Faster shaft speed Number of teeth	Rated power per belt for small pulley pitch diameter [mm]										
	12	13	14	15	16	17	18	19	20	21	22
Pitch diameter [mm]	36,38	39,41	42,45	45,48	48,51	51,54	54,57	57,61	60,64	63,67	66,70
r/min	kW										
100	0,05	0,05	0,05	0,06	0,06	0,07	0,07	0,07	0,08	0,08	0,08
200	0,09	0,10	0,11	0,12	0,12	0,13	0,14	0,15	0,15	0,16	0,17
400	0,18	0,20	0,21	0,23	0,25	0,26	0,28	0,29	0,31	0,32	0,34
600	0,28	0,30	0,32	0,35	0,37	0,39	0,41	0,44	0,46	0,48	0,51
720	0,33	0,36	0,39	0,41	0,44	0,47	0,50	0,52	0,55	0,58	0,61
800	0,37	0,40	0,43	0,46	0,49	0,52	0,55	0,58	0,61	0,64	0,67
960	0,44	0,48	0,51	0,55	0,59	0,62	0,66	0,70	0,73	0,77	0,81
1000	0,46	0,50	0,54	0,57	0,61	0,65	0,69	0,73	0,76	0,80	0,84
1200	0,55	0,60	0,64	0,69	0,73	0,78	0,83	0,87	0,92	0,96	1,01
1400	0,64	0,70	0,75	0,80	0,86	0,91	0,96	1,01	1,07	1,12	1,17
1440	0,66	0,72	0,77	0,83	0,88	0,93	0,99	1,04	1,10	1,15	1,20
1600	0,73	0,80	0,86	0,92	0,98	1,04	1,10	1,16	1,22	1,28	1,33
1800	0,83	0,89	0,96	1,03	1,10	1,16	1,23	1,30	1,36	1,43	1,50
2000	0,92	0,99	1,07	1,14	1,22	1,29	1,36	1,44	1,51	1,58	1,66
2200	1,01	1,09	1,17	1,25	1,33	1,42	1,50	1,58	1,66	1,74	1,82
2400	1,10	1,19	1,28	1,36	1,45	1,54	1,63	1,71	1,80	1,89	1,97
2600	1,19	1,28	1,38	1,47	1,57	1,66	1,76	1,85	1,94	2,03	2,12
2800	1,28	1,38	1,48	1,58	1,69	1,79	1,89	1,99	2,08	2,18	2,28
2880	1,31	1,42	1,52	1,63	1,73	1,84	1,94	2,04	2,14	2,24	2,34
3000	1,36	1,47	1,58	1,69	1,80	1,91	2,01	2,12	2,22	2,32	2,42
3200	1,45	1,57	1,69	1,80	1,91	2,03	2,14	2,25	2,36	2,46	2,57
3400	1,54	1,66	1,79	1,91	2,03	2,15	2,26	2,38	2,49	2,60	2,71
3600	1,63	1,76	1,89	2,01	2,14	2,26	2,38	2,50	2,62	2,74	2,85
3800	1,71	1,85	1,99	2,12	2,25	2,38	2,50	2,63	2,75	2,87	2,99
4000	1,80	1,94	2,08	2,22	2,36	2,49	2,62	2,75	2,88	3,00	3,12
4200	1,89	2,03	2,18	2,32	2,46	2,60	2,74	2,87	3,00	3,13	3,25
4400	1,97	2,12	2,28	2,42	2,57	2,71	2,85	2,99	3,12	3,25	3,37
4600	2,06	2,21	2,37	2,52	2,67	2,82	2,96	3,10	3,24	3,37	3,49
4800	2,14	2,30	2,46	2,62	2,78	2,93	3,07	3,21	3,35	3,48	3,61
5000	2,22	2,39	2,56	2,72	2,88	3,03	3,18	3,32	3,46	3,59	3,72
5200	2,30	2,48	2,65	2,81	2,98	3,13	3,28	3,43	3,57	3,70	3,83
5400	2,38	2,56	2,74	2,91	3,07	3,23	3,38	3,53	3,67	3,80	3,93
5600	2,46	2,65	2,83	3,00	3,17	3,33	3,48	3,63	3,77	3,90	4,02
5800	2,54	2,73	2,91	3,09	3,26	3,42	3,58	3,72	3,86	3,99	4,11
6000	2,62	2,81	3,00	3,18	3,35	3,51	3,67	3,82	3,95	4,08	4,20
6200	2,70	2,90	3,08	3,27	3,44	3,60	3,76	3,90	4,04	4,16	4,28
6400	2,78	2,98	3,17	3,35	3,53	3,69	3,84	3,99	4,12	4,24	4,35
6600	2,85	3,05	3,25	3,43	3,61	3,77	3,93	4,07	4,20	4,31	4,42
6800	2,93	3,13	3,33	3,51	3,69	3,85	4,01	4,14	4,27	4,38	4,48
7000	3,00	3,21	3,41	3,59	3,77	3,93	4,08	4,22	4,34	4,44	4,53
7200	3,07	3,28	3,48	3,67	3,84	4,01	4,15	4,28	4,40	4,50	4,58
7400	3,14	3,36	3,56	3,74	3,92	4,08	4,22	4,35	4,46	4,55	4,62
7600	3,21	3,43	3,63	3,82	3,99	4,14	4,28	4,41	4,51	4,59	4,65
7800	3,28	3,50	3,70	3,89	4,06	4,21	4,34	4,46	4,55	4,63	4,68
8000	3,35	3,57	3,77	3,95	4,12	4,27	4,40	4,51	4,59	4,66	4,70
8200	3,42	3,63	3,84	4,02	4,18	4,33	4,45	4,55	4,63	4,68	4,71
8400	3,48	3,70	3,90	4,08	4,24	4,38	4,50	4,59	4,66	4,70	4,71
8600	3,55	3,76	3,96	4,14	4,30	4,43	4,54	4,62	4,68	4,71	-
8800	3,61	3,83	4,02	4,20	4,35	4,48	4,58	4,65	4,70	4,71	-
9000	3,67	3,89	4,08	4,25	4,40	4,52	4,61	4,68	4,71	-	-
9200	3,73	3,94	4,14	4,30	4,45	4,56	4,64	4,69	4,71	-	-
9400	3,79	4,00	4,19	4,35	4,49	4,59	4,67	4,70	-	-	-
9600	3,84	4,06	4,24	4,40	4,53	4,62	4,68	4,71	-	-	-
9800	3,90	4,11	4,29	4,44	4,56	4,65	4,70	0,00	-	-	-
10000	3,95	4,16	4,34	4,48	4,59	4,67	4,71	0,00	-	-	-
10200	4,01	4,21	4,38	4,52	4,62	4,69	4,71	0,00	-	-	-
10400	4,06	4,26	4,42	4,55	4,65	4,70	-	-	-	-	-
10600	4,11	4,30	4,46	4,58	4,67	4,71	-	-	-	-	-
10800	4,15	4,34	4,50	4,61	4,68	4,71	-	-	-	-	-
11000	4,20	4,38	4,53	4,64	4,70	0,00	-	-	-	-	-
11500	4,30	4,48	4,60	4,68	4,71	0,00	-	-	-	-	-
12000	4,40	4,55	4,66	4,71	-	-	-	-	-	-	-
12500	4,48	4,62	4,69	4,71	-	-	-	-	-	-	-
13000	4,55	4,66	4,71	-	-	-	-	-	-	-	-
13500	4,61	4,69	0,00	-	-	-	-	-	-	-	-
14000	4,66	4,71	0,00	-	-	-	-	-	-	-	-

Belt width [in.]																	
3/8	7/16	1/2	5/8	3/4	7/8	1	1 1/4	1 1/2	1 3/4	2	2 1/2	3	3 1/2	4	5	6	
Width multiplier																	
0,28	0,35	0,42	0,57	0,71	0,86	1	1,29	1,56	1,84	2,14	2,72	3,36	4,06	4,76	6,15	7,5	

■ Pulleys with this r/min can only be used if corresponding reduction of belt service life is allowable.
 ■ For speeds above 33 m/s, the use of stock cast iron pulleys should be avoided. Contact SKF for details.

Power ratings
Section L (25,4 mm wide)

Table 8d

Faster shaft speed Number of teeth	Rated power per belt for small pulley pitch diameter [mm]										
	23	24	25	26	27	28	29	30	31	32	33
Pitch diameter [mm]	69,73	72,77	75,80	78,83	81,86	84,89	87,93	90,96	93,99	97,02	100,05
r/min	kW										
100	0,09	0,09	0,10	0,10	0,10	0,11	0,11	0,12	0,12	0,12	0,13
200	0,18	0,18	0,19	0,20	0,21	0,21	0,22	0,23	0,24	0,25	0,25
400	0,35	0,37	0,38	0,40	0,41	0,43	0,44	0,46	0,48	0,49	0,51
600	0,53	0,55	0,57	0,60	0,62	0,64	0,67	0,69	0,71	0,73	0,76
720	0,63	0,66	0,69	0,72	0,74	0,77	0,80	0,83	0,85	0,88	0,91
800	0,70	0,73	0,76	0,80	0,83	0,86	0,89	0,92	0,95	0,98	1,01
960	0,84	0,88	0,92	0,95	0,99	1,02	1,06	1,10	1,13	1,17	1,20
1 000	0,88	0,92	0,95	0,99	1,03	1,07	1,10	1,14	1,18	1,22	1,25
1 200	1,05	1,10	1,14	1,19	1,23	1,28	1,32	1,36	1,41	1,45	1,50
1 400	1,22	1,28	1,33	1,38	1,43	1,48	1,53	1,58	1,64	1,69	1,74
1 440	1,26	1,31	1,36	1,42	1,47	1,52	1,58	1,63	1,68	1,73	1,78
1 600	1,39	1,45	1,51	1,57	1,63	1,69	1,74	1,80	1,86	1,91	1,97
1 800	1,56	1,63	1,69	1,76	1,82	1,89	1,95	2,01	2,08	2,14	2,20
2 000	1,73	1,80	1,87	1,94	2,01	2,08	2,15	2,22	2,29	2,36	2,42
2 200	1,89	1,97	2,05	2,12	2,20	2,28	2,35	2,42	2,50	2,57	2,64
2 400	2,06	2,14	2,22	2,30	2,38	2,46	2,54	2,62	2,70	2,78	2,85
2 600	2,21	2,30	2,39	2,48	2,56	2,65	2,73	2,81	2,90	2,98	3,05
2 800	2,37	2,46	2,56	2,65	2,74	2,83	2,91	3,00	3,08	3,17	3,25
2 880	2,43	2,53	2,62	2,72	2,81	2,90	2,99	3,07	3,16	3,24	3,32
3 000	2,52	2,62	2,72	2,81	2,91	3,00	3,09	3,18	3,27	3,35	3,43
3 200	2,67	2,78	2,88	2,98	3,07	3,17	3,26	3,35	3,44	3,53	3,61
3 400	2,82	2,93	3,03	3,13	3,23	3,33	3,42	3,51	3,60	3,69	3,77
3 600	2,96	3,07	3,18	3,28	3,38	3,48	3,58	3,67	3,76	3,84	3,93
3 800	3,10	3,21	3,32	3,43	3,53	3,63	3,72	3,82	3,90	3,99	4,07
4 000	3,24	3,35	3,46	3,57	3,67	3,77	3,86	3,95	4,04	4,12	4,20
4 200	3,37	3,48	3,59	3,70	3,80	3,90	3,99	4,08	4,16	4,24	4,31
4 400	3,49	3,61	3,72	3,83	3,93	4,02	4,11	4,20	4,28	4,35	4,42
4 600	3,61	3,73	3,84	3,94	4,04	4,14	4,22	4,30	4,38	4,45	4,51
4 800	3,73	3,84	3,95	4,06	4,15	4,24	4,32	4,40	4,47	4,53	4,58
5 000	3,84	3,95	4,06	4,16	4,25	4,34	4,41	4,48	4,54	4,59	4,64
5 200	3,94	4,06	4,16	4,26	4,34	4,42	4,49	4,55	4,61	4,65	4,68
5 400	4,04	4,15	4,25	4,34	4,43	4,50	4,56	4,61	4,65	4,68	4,70
5 600	4,14	4,24	4,34	4,42	4,50	4,56	4,62	4,66	4,69	4,70	4,71
5 800	4,22	4,32	4,41	4,49	4,56	4,62	4,66	4,69	4,71	4,71	-
6 000	4,30	4,40	4,48	4,55	4,61	4,66	4,69	4,71	4,71	-	-
6 200	4,38	4,47	4,54	4,61	4,65	4,69	4,71	4,71	-	-	-
6 400	4,45	4,53	4,59	4,65	4,68	4,70	4,71	-	-	-	-
6 600	4,51	4,58	4,64	4,68	4,70	4,71	-	-	-	-	-
6 800	4,56	4,62	4,67	4,70	4,71	-	-	-	-	-	-
7 000	4,60	4,66	4,69	4,71	-	-	-	-	-	-	-
7 200	4,64	4,68	4,71	-	-	-	-	-	-	-	-
7 400	4,67	4,70	4,71	-	-	-	-	-	-	-	-
7 600	4,69	4,71	-	-	-	-	-	-	-	-	-
7 800	4,71	-	-	-	-	-	-	-	-	-	-
8 000	4,71	-	-	-	-	-	-	-	-	-	-

Belt width [in.]																
3/8	7/16	1/2	5/8	3/4	7/8	1	1 1/4	1 1/2	1 3/4	2	2 1/2	3	3 1/2	4	5	6
Width multiplier																
0,28	0,35	0,42	0,57	0,71	0,86	1	1,29	1,56	1,84	2,14	2,72	3,36	4,06	4,76	6,15	7,5

■ Pulleys with this r/min can only be used if corresponding reduction of belt service life is allowable.
■ For speeds above 33 m/s, the use of stock cast iron pulleys should be avoided. Contact SKF for details.

Power ratings

Section H (25,4 mm wide)

Table 8e

Faster shaft speed Number of teeth	Rated power per belt for small pulley pitch diameter [mm]										
	16	17	18	19	20	21	22	23	24	25	26
Pitch diameter [mm]	64,68	68,72	72,77	76,81	80,85	84,89	88,94	92,98	97,02	101,06	105,11
r/min	kW										
100	0,21	0,22	0,23	0,25	0,26	0,27	0,29	0,30	0,31	0,33	0,34
200	0,42	0,44	0,47	0,50	0,52	0,55	0,57	0,60	0,63	0,65	0,68
300	0,63	0,66	0,70	0,74	0,78	0,82	0,86	0,90	0,94	0,98	1,02
400	0,83	0,89	0,94	0,99	1,04	1,09	1,15	1,20	1,25	1,30	1,35
500	1,04	1,11	1,17	1,24	1,30	1,37	1,43	1,50	1,56	1,63	1,69
600	1,25	1,33	1,41	1,48	1,56	1,64	1,72	1,79	1,87	1,95	2,03
700	1,46	1,55	1,64	1,73	1,82	1,91	2,00	2,09	2,18	2,27	2,36
720	1,50	1,59	1,69	1,78	1,87	1,97	2,06	2,15	2,25	2,34	2,43
800	1,67	1,77	1,87	1,98	2,08	2,18	2,29	2,39	2,49	2,60	2,70
900	1,87	1,99	2,11	2,22	2,34	2,45	2,57	2,69	2,80	2,92	3,03
960	2,00	2,12	2,25	2,37	2,49	2,62	2,74	2,86	2,99	3,11	3,23
1 000	2,08	2,21	2,34	2,47	2,60	2,72	2,85	2,98	3,11	3,24	3,37
1 200	2,49	2,65	2,80	2,96	3,11	3,26	3,42	3,57	3,72	3,88	4,03
1 400	2,90	3,08	3,26	3,44	3,62	3,80	3,98	4,15	4,33	4,51	4,68
1 440	2,99	3,17	3,36	3,54	3,72	3,91	4,09	4,27	4,45	4,63	4,81
1 600	3,31	3,52	3,72	3,93	4,13	4,33	4,53	4,73	4,93	5,13	5,33
1 800	3,72	3,95	4,18	4,41	4,63	4,86	5,08	5,31	5,53	5,75	5,97
2 000	4,13	4,38	4,63	4,88	5,13	5,38	5,63	5,87	6,12	6,36	6,60
2 200	4,53	4,81	5,08	5,36	5,63	5,90	6,16	6,43	6,70	6,96	7,22
2 400	4,93	5,23	5,53	5,82	6,12	6,41	6,70	6,98	7,27	7,55	7,83
2 600	5,33	5,65	5,97	6,29	6,60	6,91	7,22	7,52	7,83	8,13	8,42
2 800	5,73	6,07	6,41	6,74	7,08	7,41	7,73	8,06	8,38	8,69	9,00
2 880	5,88	6,23	6,58	6,93	7,27	7,60	7,94	8,27	8,59	8,92	9,23
3 000	6,12	6,48	6,84	7,20	7,55	7,90	8,24	8,58	8,92	9,25	9,57
3 200	6,50	6,89	7,27	7,64	8,01	8,38	8,74	9,09	9,44	9,78	10,12
3 400	6,89	7,29	7,69	8,08	8,47	8,85	9,22	9,59	9,95	10,31	10,66
3 600	7,27	7,69	8,10	8,51	8,92	9,31	9,70	10,08	10,45	10,82	11,17
3 800	7,64	8,08	8,51	8,94	9,35	9,76	10,16	10,55	10,94	11,31	11,67
4 000	8,01	8,47	8,92	9,35	9,78	10,21	10,62	11,02	11,40	11,78	12,15
4 200	8,38	8,85	9,31	9,76	10,21	10,64	11,05	11,46	11,86	12,24	12,60
4 400	8,74	9,22	9,70	10,16	10,62	11,05	11,48	11,89	12,29	12,67	13,04
4 600	9,09	9,59	10,08	10,55	11,02	11,46	11,89	12,31	12,71	13,09	13,45
4 800	9,44	9,95	10,45	10,94	11,40	11,86	12,29	12,71	13,10	13,48	13,84
5 000	9,78	10,31	10,82	11,31	11,78	12,24	12,67	13,09	13,48	13,85	14,20
5 200	10,12	10,66	11,17	11,67	12,15	12,60	13,04	13,45	13,84	14,20	14,53
5 400	10,45	11,00	11,52	12,02	12,50	12,96	13,39	13,79	14,17	14,52	14,84
5 600	10,78	11,33	11,86	12,36	12,84	13,29	13,72	14,12	14,48	14,82	15,12
5 800	11,09	11,65	12,18	12,69	13,17	13,61	14,03	14,42	14,77	15,09	15,37
6 000	11,40	11,97	12,50	13,00	13,48	13,92	14,33	14,70	15,04	15,33	15,59
6 200	11,71	12,27	12,81	13,31	13,78	14,21	14,61	14,96	15,28	15,55	15,78
6 400	12,00	12,57	13,10	13,60	14,06	14,48	14,86	15,20	15,49	15,74	15,93
6 600	12,29	12,86	13,39	13,88	14,33	14,74	15,10	15,41	15,68	15,89	16,05
6 800	12,57	13,13	13,66	14,14	14,58	14,97	15,31	15,60	15,84	16,02	16,14
7 000	12,84	13,40	13,92	14,39	14,82	15,19	15,51	15,77	15,97	16,11	16,19
7 200	13,10	13,66	14,17	14,63	15,04	15,39	15,68	15,91	16,08	16,17	16,20
7 400	13,36	13,91	14,41	14,85	15,24	15,56	15,83	16,02	16,15	16,20	-
7 600	13,60	14,14	14,63	15,06	15,42	15,72	15,95	16,11	16,19	-	-
7 800	13,84	14,37	14,84	15,25	15,59	15,86	16,05	16,17	16,20	-	-
8 000	14,06	14,58	15,04	15,42	15,74	15,97	16,13	16,20	-	-	-
8 200	14,28	14,78	15,22	15,58	15,86	16,06	16,18	16,20	-	-	-
8 400	14,48	14,97	15,39	15,72	15,97	16,13	16,20	-	-	-	-
8 600	14,68	15,15	15,54	15,85	16,06	16,18	-	-	-	-	-
8 800	14,86	15,31	15,68	15,95	16,13	16,20	-	-	-	-	-
9 000	15,04	15,47	15,80	16,04	16,17	-	-	-	-	-	-
9 200	15,20	15,60	15,91	16,11	16,20	-	-	-	-	-	-
9 400	15,35	15,73	16,00	16,16	16,20	-	-	-	-	-	-
9 600	15,49	15,84	16,08	16,19	-	-	-	-	-	-	-
9 800	15,62	15,94	16,13	16,20	-	-	-	-	-	-	-
10 000	15,74	16,02	16,17	-	-	-	-	-	-	-	-
10 200	15,84	16,09	16,20	-	-	-	-	-	-	-	-
10 400	15,93	16,14	-	-	-	-	-	-	-	-	-
10 600	16,01	16,18	-	-	-	-	-	-	-	-	-
10 800	16,08	16,20	-	-	-	-	-	-	-	-	-
11 000	16,13	16,20	-	-	-	-	-	-	-	-	-

Belt width [in.]													
1/2	5/8	3/4	7/8	1	1 1/4	1 1/2	1 3/4	2	2 1/2	3	3 1/2	4	5
Width multiplier													
0,42	0,57	0,71	0,86	1	1,29	1,56	1,84	2,14	2,72	3,36	4,06	4,76	6,15

■ Pulleys with this r/min can only be used if corresponding reduction of belt service life is allowable.
 ■ For speeds above 33 m/s, the use of stock cast iron pulleys should be avoided. Contact SKF for details.

Power ratings

Section H (25,4 mm wide)

Table 8f

Faster shaft speed Number of teeth	Rated power per belt for small pulley pitch diameter [mm]										
	27	28	29	30	31	32	33	34	35	36	37
Pitch diameter [mm]	109,15	113,19	117,23	121,28	125,32	129,36	133,40	137,45	141,49	145,53	149,57
r/min	kW										
100	0,35	0,36	0,38	0,39	0,40	0,42	0,43	0,44	0,46	0,47	0,48
200	0,70	0,73	0,76	0,78	0,81	0,83	0,86	0,89	0,91	0,94	0,96
300	1,05	1,09	1,13	1,17	1,21	1,25	1,29	1,33	1,37	1,41	1,44
400	1,41	1,46	1,51	1,56	1,61	1,67	1,72	1,77	1,82	1,87	1,92
500	1,76	1,82	1,89	1,95	2,01	2,08	2,14	2,21	2,27	2,34	2,40
600	2,11	2,18	2,26	2,34	2,42	2,49	2,57	2,65	2,72	2,80	2,88
700	2,45	2,54	2,63	2,72	2,81	2,90	2,99	3,08	3,17	3,26	3,35
720	2,52	2,62	2,71	2,80	2,89	2,99	3,08	3,17	3,26	3,36	3,45
800	2,80	2,90	3,01	3,11	3,21	3,31	3,42	3,52	3,62	3,72	3,82
900	3,15	3,26	3,38	3,49	3,61	3,72	3,84	3,95	4,07	4,18	4,29
960	3,36	3,48	3,60	3,72	3,84	3,97	4,09	4,21	4,33	4,45	4,57
1 000	3,49	3,62	3,75	3,88	4,00	4,13	4,25	4,38	4,51	4,63	4,76
1 200	4,18	4,33	4,48	4,63	4,78	4,93	5,08	5,23	5,38	5,53	5,68
1 400	4,86	5,03	5,21	5,38	5,55	5,73	5,90	6,07	6,24	6,41	6,58
1 440	4,99	5,17	5,35	5,53	5,71	5,88	6,06	6,23	6,41	6,58	6,75
1 600	5,53	5,73	5,92	6,12	6,31	6,50	6,70	6,89	7,08	7,27	7,45
1 800	6,19	6,41	6,62	6,84	7,05	7,27	7,48	7,69	7,90	8,10	8,31
2 000	6,84	7,08	7,31	7,55	7,78	8,01	8,24	8,47	8,69	8,92	9,14
2 200	7,48	7,73	7,99	8,24	8,49	8,74	8,98	9,22	9,46	9,70	9,93
2 400	8,10	8,38	8,65	8,92	9,18	9,44	9,70	9,95	10,21	10,45	10,70
2 600	8,72	9,00	9,29	9,57	9,85	10,12	10,39	10,66	10,92	11,17	11,42
2 800	9,31	9,61	9,91	10,21	10,49	10,78	11,05	11,33	11,59	11,86	12,11
2 880	9,54	9,85	10,16	10,45	10,74	11,03	11,31	11,59	11,86	12,12	12,37
3 000	9,89	10,21	10,51	10,82	11,11	11,40	11,69	11,97	12,24	12,50	12,76
3 200	10,45	10,78	11,09	11,40	11,71	12,00	12,29	12,57	12,84	13,10	13,36
3 400	11,00	11,33	11,65	11,97	12,27	12,57	12,86	13,13	13,40	13,66	13,91
3 600	11,52	11,86	12,18	12,50	12,81	13,10	13,39	13,66	13,92	14,17	14,41
3 800	12,02	12,36	12,69	13,00	13,31	13,60	13,88	14,14	14,39	14,63	14,85
4 000	12,50	12,84	13,17	13,48	13,78	14,06	14,33	14,58	14,82	15,04	15,24
4 200	12,96	13,29	13,61	13,92	14,21	14,48	14,74	14,97	15,19	15,39	15,56
4 400	13,39	13,72	14,03	14,33	14,61	14,86	15,10	15,31	15,51	15,68	15,83
4 600	13,79	14,12	14,42	14,70	14,96	15,20	15,41	15,60	15,77	15,91	16,02
4 800	14,17	14,48	14,77	15,04	15,28	15,49	15,68	15,84	15,97	16,08	16,15
5 000	14,52	14,82	15,09	15,33	15,55	15,74	15,89	16,02	16,11	16,17	16,20
5 200	14,84	15,12	15,37	15,59	15,78	15,93	16,05	16,14	16,19	16,20	16,18
5 400	15,13	15,39	15,61	15,80	15,96	16,08	16,16	16,20	16,20	-	-
5 600	15,39	15,62	15,81	15,97	16,09	16,17	16,20	-	-	-	-
5 800	15,61	15,81	15,98	16,10	16,17	16,20	-	-	-	-	-
6 000	15,80	15,97	16,10	16,17	16,20	-	-	-	-	-	-
6 200	15,96	16,09	16,17	16,20	-	-	-	-	-	-	-
6 400	16,08	16,17	16,20	-	-	-	-	-	-	-	-
6 600	16,16	16,20	-	-	-	-	-	-	-	-	-
6 800	16,20	-	-	-	-	-	-	-	-	-	-
7 000	16,20	-	-	-	-	-	-	-	-	-	-
7 200	-	-	-	-	-	-	-	-	-	-	-

■ For speeds above 33 m/s, the use of stock cast iron pulleys should be avoided. Contact SKF for details.

Power ratings

Section XH (25,4 mm wide)

Table 8g

Faster shaft speed	Rated power per belt for small pulley pitch diameter [mm]											
	Number of teeth	22	23	24	25	26	27	28	29	30	31	32
Pitch diameter [mm]	155,64	162,71	169,79	176,86	183,94	191,01	198,08	205,16	212,23	219,31	226,38	
r/min	kW											
100	0,68	0,72	0,75	0,78	0,81	0,84	0,87	0,90	0,93	0,96	1,00	
200	1,37	1,43	1,49	1,55	1,62	1,68	1,74	1,80	1,86	1,93	1,99	
300	2,05	2,14	2,24	2,33	2,42	2,51	2,61	2,70	2,79	2,88	2,97	
400	2,73	2,85	2,97	3,10	3,22	3,34	3,46	3,59	3,71	3,83	3,95	
500	3,40	3,56	3,71	3,86	4,01	4,16	4,31	4,47	4,62	4,77	4,92	
600	4,07	4,25	4,44	4,62	4,80	4,98	5,15	5,33	5,51	5,69	5,87	
700	4,74	4,95	5,15	5,36	5,57	5,78	5,98	6,19	6,39	6,59	6,80	
720	4,87	5,08	5,30	5,51	5,72	5,94	6,15	6,36	6,57	6,77	6,98	
800	5,39	5,63	5,87	6,10	6,33	6,57	6,80	7,03	7,25	7,48	7,71	
900	6,04	6,30	6,57	6,82	7,08	7,34	7,59	7,85	8,10	8,34	8,59	
960	6,43	6,70	6,98	7,25	7,53	7,79	8,06	8,33	8,59	8,85	9,11	
1 000	6,68	6,97	7,25	7,54	7,82	8,10	8,37	8,64	8,91	9,18	9,45	
1 100	7,31	7,62	7,93	8,23	8,54	8,83	9,13	9,42	9,71	9,99	10,27	
1 200	7,93	8,26	8,59	8,91	9,24	9,55	9,86	10,17	10,47	10,77	11,07	
1 400	9,13	9,50	9,86	10,22	10,57	10,92	11,26	11,59	11,91	12,23	12,54	
1 440	9,36	9,74	10,11	10,47	10,83	11,18	11,52	11,86	12,18	12,50	12,81	
1 600	10,27	10,67	11,07	11,45	11,82	12,18	12,54	12,88	13,21	13,53	13,83	
1 800	11,35	11,77	12,18	12,58	12,96	13,33	13,68	14,02	14,34	14,65	14,93	
2 000	12,36	12,79	13,21	13,60	13,98	14,34	14,68	15,00	15,29	15,56	15,81	
2 200	13,29	13,72	14,13	14,51	14,87	15,20	15,51	15,79	16,04	16,26	16,44	
2 400	14,13	14,55	14,93	15,29	15,61	15,91	16,16	16,38	16,56	16,70	16,81	
2 600	14,87	15,26	15,61	15,93	16,20	16,43	16,61	16,75	16,84	16,88	16,87	
2 800	15,51	15,86	16,16	16,41	16,61	16,76	16,85	16,88	16,86	-	-	
2 880	15,74	16,06	16,34	16,56	16,73	16,84	16,88	16,88	-	-	-	
3 000	16,04	16,33	16,56	16,73	16,84	16,88	16,86	-	-	-	-	
3 200	16,44	16,66	16,81	16,88	16,87	-	-	-	-	-	-	
3 400	16,72	16,85	16,88	-	-	-	-	-	-	-	-	
3 600	16,87	16,88	-	-	-	-	-	-	-	-	-	

Table 8h

Faster shaft speed	Rated power per belt for small pulley pitch diameter [mm]											
	Number of teeth	33	34	35	36	37	38	39	40	41	42	43
Pitch diameter [mm]	233,46	240,53	247,61	254,68	261,75	268,83	275,90	282,98	290,05	297,13	304,20	
r/min	kW											
100	1,03	1,06	1,09	1,12	1,15	1,18	1,21	1,24	1,28	1,31	1,34	
200	2,05	2,11	2,17	2,24	2,30	2,36	2,42	2,48	2,54	2,61	2,67	
300	3,07	3,16	3,25	3,34	3,43	3,53	3,62	3,71	3,80	3,89	3,98	
400	4,07	4,19	4,31	4,44	4,56	4,68	4,80	4,92	5,04	5,15	5,27	
500	5,07	5,21	5,36	5,51	5,66	5,81	5,95	6,10	6,25	6,39	6,54	
600	6,04	6,22	6,39	6,57	6,74	6,91	7,08	7,25	7,42	7,59	7,76	
700	7,00	7,20	7,40	7,59	7,79	7,98	8,18	8,37	8,56	8,75	8,94	
720	7,19	7,39	7,59	7,79	8,00	8,20	8,39	8,59	8,79	8,98	9,17	
800	7,93	8,15	8,37	8,59	8,81	9,02	9,24	9,45	9,66	9,86	10,07	
900	8,83	9,08	9,31	9,55	9,79	10,02	10,25	10,47	10,70	10,92	11,14	
960	9,36	9,61	9,86	10,11	10,35	10,59	10,83	11,07	11,30	11,52	11,75	
1 000	9,71	9,97	10,22	10,47	10,72	10,97	11,21	11,45	11,68	11,91	12,14	
1 100	10,55	10,82	11,09	11,35	11,61	11,87	12,12	12,36	12,60	12,83	13,06	
1 200	11,35	11,64	11,91	12,18	12,45	12,71	12,96	13,21	13,45	13,68	13,91	
1 400	12,83	13,13	13,41	13,68	13,95	14,20	14,44	14,68	14,90	15,12	15,32	
1 440	13,11	13,40	13,68	13,95	14,21	14,46	14,70	14,93	15,15	15,36	15,55	
1 600	14,13	14,41	14,68	14,93	15,18	15,40	15,61	15,81	15,99	16,16	16,31	
1 800	15,20	15,46	15,69	15,91	16,10	16,28	16,43	16,56	16,67	16,76	16,83	
2 000	16,04	16,24	16,41	16,56	16,68	16,78	16,84	16,88	16,88	16,86	-	
2 200	16,60	16,72	16,81	16,87	16,88	16,87	-	-	-	-	-	
2 400	16,87	16,88	16,86	-	-	-	-	-	-	-	-	

Belt width [in.]	1	1 1/4	1 1/2	1 3/4	2	2 1/2	3	3 1/2	4	5	6
Width multiplier	1	1,29	1,56	1,84	2,14	2,72	3,36	4,06	4,76	6,15	7,5

■ Pulleys with this r/min can only be used if corresponding reduction of belt service life is allowable.
 ■ For speeds above 33 m/s, the use of stock cast iron pulleys should be avoided. Contact SKF for details.

Power ratings

Section XXH (25,4 mm wide)

Table 8i

Faster shaft speed	Rated power per belt for small pulley pitch diameter [mm]										
	48	49	50	51	52	53	54	55	56	57	58
Number of teeth	48	49	50	51	52	53	54	55	56	57	58
Pitch diameter [mm]	485,10	495,21	505,32	515,42	525,53	535,64	545,74	555,85	565,96	576,06	586,17
r/min	kW										
100	2,61	2,66	2,71	2,77	2,82	2,88	2,93	2,98	3,04	3,09	3,14
200	5,17	5,28	5,38	5,49	5,59	5,70	5,80	5,91	6,01	6,12	6,22
300	7,66	7,81	7,96	8,11	8,26	8,41	8,56	8,71	8,86	9,01	9,16
400	10,03	10,22	10,41	10,60	10,79	10,97	11,16	11,34	11,53	11,71	11,89
500	12,24	12,46	12,68	12,90	13,11	13,32	13,53	13,74	13,94	14,14	14,34
600	14,26	14,50	14,73	14,96	15,18	15,41	15,62	15,84	16,04	16,25	16,45
700	16,04	16,28	16,51	16,74	16,96	17,17	17,38	17,58	17,77	17,96	18,14
720	16,37	16,61	16,84	17,06	17,27	17,48	17,69	17,88	18,07	18,25	18,42
800	17,55	17,77	17,99	18,19	18,39	18,57	18,75	18,91	19,07	19,22	19,35
900	18,75	18,93	19,11	19,27	19,42	19,55	19,67	19,78	19,87	19,95	20,01
960	19,30	19,45	19,59	19,71	19,82	19,91	19,99	20,04	20,08	20,10	20,11
1 000	19,59	19,72	19,83	19,92	20,00	20,05	20,09	20,11	20,11	-	-
1 100	20,04	20,09	20,11	20,11	20,08	-	-	-	-	-	-
1 200	20,06	-	-	-	-	-	-	-	-	-	-

Table 8j

Faster shaft speed	Rated power per belt for small pulley pitch diameter [mm]										
	59	60	61	62	63	64	65	66	67	68	69
Number of teeth	59	60	61	62	63	64	65	66	67	68	69
Pitch diameter [mm]	596,27	606,38	616,49	626,59	636,70	646,81	656,91	667,02	677,13	687,23	697,34
r/min	kW										
100	3,20	3,25	3,31	3,36	3,41	3,47	3,52	3,57	3,63	3,68	3,74
200	6,32	6,43	6,53	6,63	6,74	6,84	6,94	7,05	7,15	7,25	7,35
300	9,30	9,45	9,60	9,74	9,89	10,03	10,17	10,32	10,46	10,60	10,74
400	12,07	12,24	12,42	12,59	12,77	12,94	13,11	13,28	13,45	13,61	13,78
500	14,54	14,73	14,92	15,11	15,30	15,48	15,66	15,84	16,01	16,18	16,35
600	16,64	16,84	17,02	17,20	17,38	17,55	17,72	17,88	18,04	18,19	18,34
700	18,32	18,48	18,64	18,79	18,93	19,07	19,20	19,32	19,43	19,54	19,63
720	18,59	18,75	18,90	19,04	19,17	19,30	19,42	19,52	19,62	19,71	19,80
800	19,48	19,59	19,69	19,79	19,87	19,94	20,00	20,04	20,08	20,10	20,11
900	20,06	20,09	20,11	20,11	20,09	20,06	20,02	-	-	-	-
960	20,10	-	-	-	-	-	-	-	-	-	-
1 000	-	-	-	-	-	-	-	-	-	-	-
1 100	-	-	-	-	-	-	-	-	-	-	-
1 200	-	-	-	-	-	-	-	-	-	-	-

Belt width [in.]	1 1/4	1 1/2	1 3/4	2	2 1/2	3	3 1/2	4	5	6	7	8	
Width multiplier	1	1,29	1,56	1,84	2,14	2,72	3,36	4,06	4,76	6,15	7,5	8,89	10,32

- Pulleys with this r/min can only be used if corresponding reduction of belt service life is allowable.
- For speeds above 33 m/s, the use of stock cast iron pulleys should be avoided. Contact SKF for details.

Power ratings

Section 5M (15 mm wide)

Table 8k

Faster shaft speed	Rated power per belt for small pulley pitch diameter [mm]											
	Number of teeth	12	14	15	16	18	20	21	22	24	26	28
Pitch diameter [mm]	19,09	22,28	23,87	25,46	28,64	31,83	33,42	35,01	38,19	41,38	44,56	
r/min	kW											
100	0,04	0,04	0,05	0,05	0,06	0,07	0,07	0,08	0,09	0,10	0,10	0,10
200	0,06	0,07	0,08	0,09	0,11	0,13	0,13	0,14	0,16	0,18	0,19	0,19
300	0,07	0,10	0,11	0,12	0,15	0,18	0,19	0,20	0,23	0,25	0,27	0,27
400	0,08	0,12	0,14	0,15	0,19	0,22	0,24	0,25	0,29	0,32	0,35	0,35
500	0,09	0,14	0,16	0,18	0,22	0,26	0,28	0,31	0,35	0,39	0,43	0,43
600	0,10	0,15	0,18	0,20	0,25	0,30	0,33	0,36	0,41	0,45	0,50	0,50
700	0,10	0,16	0,19	0,22	0,28	0,34	0,37	0,40	0,46	0,52	0,58	0,58
720	0,10	0,17	0,20	0,23	0,29	0,35	0,38	0,41	0,47	0,53	0,59	0,59
800	0,11	0,18	0,21	0,24	0,31	0,38	0,41	0,45	0,51	0,58	0,65	0,65
900	0,11	0,19	0,22	0,26	0,34	0,42	0,45	0,49	0,57	0,64	0,72	0,72
960	0,11	0,19	0,23	0,27	0,36	0,44	0,48	0,52	0,60	0,68	0,76	0,76
1000	0,11	0,20	0,24	0,28	0,37	0,45	0,49	0,54	0,62	0,70	0,78	0,78
1100	-	0,20	0,25	0,30	0,39	0,49	0,53	0,58	0,67	0,76	0,85	0,85
1200	-	0,21	0,26	0,31	0,42	0,52	0,57	0,62	0,72	0,82	0,92	0,92
1400	-	0,22	0,28	0,34	0,46	0,58	0,64	0,70	0,81	0,93	1,04	1,04
1440	-	0,22	0,29	0,35	0,47	0,59	0,65	0,71	0,83	0,95	1,07	1,07
1600	-	0,23	0,30	0,37	0,50	0,64	0,71	0,77	0,91	1,04	1,17	1,17
1800	-	0,23	0,31	0,39	0,54	0,70	0,77	0,85	1,00	1,14	1,29	1,29
2000	-	0,24	0,32	0,41	0,58	0,75	0,83	0,92	1,08	1,25	1,41	1,41
2200	-	0,24	0,33	0,43	0,62	0,80	0,89	0,99	1,17	1,35	1,53	1,53
2400	-	-	0,34	0,44	0,65	0,85	0,95	1,05	1,25	1,45	1,64	1,64
2600	-	-	0,35	0,46	0,68	0,90	1,01	1,12	1,33	1,54	1,75	1,75
2800	-	-	0,35	0,47	0,71	0,94	1,06	1,18	1,41	1,64	1,86	1,86
2880	-	-	0,35	0,47	0,72	0,96	1,08	1,20	1,44	1,67	1,91	1,91
3000	-	-	0,35	0,48	0,74	0,99	1,11	1,24	1,49	1,73	1,97	1,97
3200	-	-	0,35	0,49	0,76	1,03	1,16	1,30	1,56	1,82	2,08	2,08
3400	-	-	-	0,50	0,79	1,07	1,21	1,35	1,63	1,91	2,18	2,18
3600	-	-	-	0,50	0,81	1,11	1,26	1,41	1,70	2,00	2,29	2,29
3800	-	-	-	0,51	0,83	1,15	1,31	1,46	1,77	2,08	2,39	2,39
4000	-	-	-	0,51	0,85	1,18	1,35	1,52	1,84	2,17	2,49	2,49
4200	-	-	-	0,51	0,87	1,22	1,39	1,57	1,91	2,25	2,58	2,58
4400	-	-	-	0,51	0,89	1,25	1,44	1,62	1,98	2,33	2,68	2,68
4600	-	-	-	-	0,90	1,29	1,48	1,67	2,04	2,41	2,77	2,77
4800	-	-	-	-	0,92	1,32	1,52	1,71	2,10	2,49	2,87	2,87
5000	-	-	-	-	0,93	1,35	1,55	1,76	2,16	2,56	2,96	2,96
5200	-	-	-	-	0,95	1,38	1,59	1,80	2,22	2,64	3,05	3,05
5400	-	-	-	-	0,96	1,41	1,63	1,85	2,28	2,71	3,13	3,13
5600	-	-	-	-	0,97	1,43	1,66	1,89	2,34	2,78	3,22	3,22
5800	-	-	-	-	0,98	1,46	1,70	1,93	2,40	2,86	3,31	3,31
6000	-	-	-	-	0,99	1,48	1,73	1,97	2,45	2,92	3,39	3,39
6200	-	-	-	-	1,00	1,51	1,76	2,01	2,51	2,99	3,47	3,47
6400	-	-	-	-	1,00	1,53	1,79	2,05	2,56	3,06	3,55	3,55
6600	-	-	-	-	1,01	1,55	1,82	2,08	2,61	3,12	3,63	3,63
6800	-	-	-	-	1,01	1,57	1,85	2,12	2,66	3,19	3,70	3,70
7000	-	-	-	-	1,02	1,59	1,87	2,15	2,71	3,25	3,78	3,78
7200	-	-	-	-	1,02	1,61	1,90	2,19	2,75	3,31	3,85	3,85
7400	-	-	-	-	1,03	1,63	1,93	2,22	2,80	3,37	3,92	3,92
7600	-	-	-	-	1,03	1,64	1,95	2,25	2,84	3,43	3,99	3,99
7800	-	-	-	-	1,03	1,66	1,97	2,28	2,89	3,48	4,06	4,06
8000	-	-	-	-	1,03	1,67	1,99	2,31	2,93	3,54	4,13	4,13
8200	-	-	-	-	-	1,69	2,01	2,34	2,97	3,59	4,19	4,19
8400	-	-	-	-	-	1,70	2,03	2,36	3,01	3,64	4,26	4,26
8600	-	-	-	-	-	1,71	2,05	2,39	3,05	3,69	4,32	4,32
8800	-	-	-	-	-	1,72	2,07	2,41	3,09	3,74	4,38	4,38
9000	-	-	-	-	-	1,73	2,09	2,44	3,12	3,79	4,43	4,43
9200	-	-	-	-	-	1,74	2,10	2,46	3,16	3,83	4,49	4,49
9400	-	-	-	-	-	1,75	2,12	2,48	3,19	3,88	4,54	4,54
9600	-	-	-	-	-	1,76	2,13	2,50	3,22	3,92	4,60	4,60
9800	-	-	-	-	-	1,76	2,14	2,52	3,25	3,96	4,65	4,65
10000	-	-	-	-	-	1,77	2,15	2,53	3,28	4,00	4,69	4,69
10200	-	-	-	-	-	1,77	2,16	2,55	3,31	4,04	4,74	4,74
10400	-	-	-	-	-	1,78	2,17	2,57	3,33	4,07	4,79	4,79
10600	-	-	-	-	-	1,78	2,18	2,58	3,36	4,11	4,83	4,83
10800	-	-	-	-	-	1,78	2,19	2,59	3,38	4,14	4,87	4,87
11000	-	-	-	-	-	1,78	2,19	2,60	3,40	4,17	4,91	4,91
11200	-	-	-	-	-	-	2,20	2,61	3,42	4,20	4,94	4,94
11400	-	-	-	-	-	-	2,20	2,62	3,44	4,23	4,98	4,98

Belt width [mm]		
9	15	25
Width multiplier		
0,558	1	1,79

■ For speeds above 33 m/s, the use of stock cast iron pulleys should be avoided. Contact SKF for details.

Power ratings
Section 5M (15 mm wide)

Table 8I

Faster shaft speed	Rated power per belt for small pulley pitch diameter [mm]											
	Number of teeth	30	32	34	36	38	40	44	48	56	60	64
Pitch diameter [mm]	47,74	50,92	54,11	57,29	60,47	63,66	70,02	76,39	89,12	95,49	101,85	
r/min	kW											
100	0,11	0,12	0,13	0,14	0,14	0,15	0,17	0,18	0,21	0,22	0,24	0,24
200	0,21	0,22	0,24	0,26	0,27	0,29	0,32	0,35	0,41	0,43	0,46	0,46
300	0,30	0,32	0,35	0,37	0,39	0,42	0,46	0,51	0,59	0,64	0,68	0,68
400	0,39	0,42	0,45	0,48	0,51	0,54	0,60	0,66	0,78	0,84	0,89	0,89
500	0,47	0,51	0,55	0,59	0,63	0,67	0,74	0,82	0,96	1,03	1,10	1,10
600	0,55	0,60	0,65	0,70	0,74	0,79	0,88	0,97	1,14	1,23	1,31	1,31
700	0,63	0,69	0,74	0,80	0,85	0,91	1,01	1,12	1,32	1,42	1,51	1,51
720	0,65	0,71	0,76	0,82	0,88	0,93	1,04	1,15	1,36	1,46	1,55	1,55
800	0,71	0,77	0,84	0,90	0,96	1,03	1,15	1,27	1,50	1,61	1,72	1,72
900	0,79	0,86	0,93	1,00	1,07	1,14	1,28	1,41	1,67	1,80	1,92	1,92
960	0,83	0,91	0,99	1,06	1,14	1,21	1,36	1,50	1,78	1,91	2,04	2,04
1 000	0,86	0,94	1,02	1,10	1,18	1,26	1,41	1,56	1,84	1,98	2,12	2,12
1 100	0,94	1,03	1,11	1,20	1,29	1,37	1,54	1,70	2,02	2,17	2,32	2,32
1 200	1,01	1,11	1,20	1,30	1,39	1,48	1,66	1,84	2,19	2,35	2,52	2,52
1 400	1,16	1,27	1,38	1,49	1,60	1,71	1,92	2,12	2,52	2,72	2,91	2,91
1 440	1,18	1,30	1,41	1,53	1,64	1,75	1,97	2,18	2,59	2,79	2,98	2,98
1 600	1,30	1,43	1,55	1,68	1,80	1,92	2,16	2,40	2,86	3,08	3,29	3,29
1 800	1,44	1,58	1,72	1,86	2,00	2,14	2,41	2,67	3,18	3,43	3,67	3,67
2 000	1,57	1,73	1,89	2,04	2,20	2,35	2,65	2,94	3,51	3,78	4,04	4,04
2 200	1,70	1,88	2,05	2,22	2,39	2,56	2,89	3,21	3,83	4,12	4,41	4,41
2 400	1,83	2,02	2,21	2,40	2,58	2,76	3,12	3,47	4,14	4,46	4,77	4,77
2 600	1,96	2,17	2,37	2,57	2,77	2,97	3,35	3,73	4,45	4,80	5,13	5,13
2 800	2,09	2,31	2,53	2,74	2,96	3,17	3,58	3,98	4,75	5,12	5,48	5,48
2 880	2,14	2,36	2,59	2,81	3,03	3,25	3,67	4,08	4,88	5,25	5,62	5,62
3 000	2,21	2,45	2,68	2,91	3,14	3,37	3,81	4,23	5,05	5,45	5,82	5,82
3 200	2,33	2,58	2,83	3,08	3,32	3,56	4,03	4,48	5,35	5,76	6,16	6,16
3 400	2,45	2,72	2,98	3,24	3,50	3,75	4,25	4,73	5,64	6,07	6,49	6,49
3 600	2,57	2,85	3,13	3,40	3,67	3,94	4,46	4,97	5,92	6,38	6,81	6,81
3 800	2,69	2,98	3,28	3,56	3,85	4,13	4,67	5,20	6,20	6,67	7,12	7,12
4 000	2,80	3,11	3,42	3,72	4,02	4,31	4,88	5,43	6,48	6,96	7,43	7,43
4 200	2,91	3,24	3,56	3,87	4,19	4,49	5,09	5,66	6,74	7,25	7,73	7,73
4 400	3,02	3,36	3,70	4,03	4,35	4,67	5,29	5,89	7,00	7,53	8,02	8,02
4 600	3,13	3,49	3,83	4,18	4,51	4,84	5,49	6,10	7,26	7,80	8,30	8,30
4 800	3,24	3,61	3,97	4,32	4,67	5,02	5,68	6,32	7,51	8,06	8,57	8,57
5 000	3,35	3,73	4,10	4,47	4,83	5,19	5,87	6,53	7,75	8,31	8,84	8,84
5 200	3,45	3,84	4,23	4,61	4,99	5,35	6,06	6,74	7,99	8,56	9,09	9,09
5 400	3,55	3,96	4,36	4,75	5,14	5,51	6,24	6,94	8,22	8,80	9,33	9,33
5 600	3,65	4,07	4,48	4,89	5,29	5,67	6,42	7,13	8,44	9,03	9,57	9,57
5 800	3,75	4,18	4,61	5,02	5,43	5,83	6,60	7,33	8,65	9,25	9,79	9,79
6 000	3,84	4,29	4,73	5,16	5,58	5,98	6,77	7,51	8,86	9,46	10,00	10,00
6 200	3,94	4,40	4,85	5,29	5,72	6,13	6,94	7,69	9,06	9,66	10,20	10,20
6 400	4,03	4,50	4,96	5,41	5,85	6,28	7,10	7,87	9,25	9,85	10,39	10,39
6 600	4,12	4,61	5,08	5,54	5,99	6,42	7,26	8,04	9,43	10,03	10,57	10,57
6 800	4,21	4,71	5,19	5,66	6,12	6,56	7,41	8,21	9,60	10,20	10,73	10,73
7 000	4,30	4,80	5,30	5,78	6,25	6,70	7,56	8,37	9,77	10,36	10,88	10,88
7 200	4,38	4,90	5,41	5,90	6,37	6,83	7,71	8,52	9,93	10,52	11,02	11,02
7 400	4,47	5,00	5,51	6,01	6,49	6,96	7,85	8,67	10,07	10,65	11,15	11,15
7 600	4,55	5,09	5,61	6,12	6,61	7,09	7,99	8,81	10,21	10,78	11,26	11,26
7 800	4,63	5,18	5,71	6,23	6,73	7,21	8,12	8,94	10,34	10,90	11,36	11,36
8 000	4,70	5,26	5,81	6,33	6,84	7,33	8,24	9,07	10,46	11,00	11,44	11,44
8 200	4,78	5,35	5,90	6,43	6,95	7,44	8,36	9,20	10,57	11,10	11,51	11,51
8 400	4,85	5,43	5,99	6,53	7,05	7,55	8,48	9,31	10,67	11,18	11,57	11,57
8 600	4,92	5,51	6,08	6,63	7,15	7,65	8,59	9,42	10,76	11,24	11,61	11,61
8 800	4,99	5,59	6,17	6,72	7,25	7,76	8,69	9,52	10,83	11,30	11,63	11,63
9 000	5,06	5,67	6,25	6,81	7,34	7,85	8,79	9,62	10,90	11,34	11,64	11,64
9 200	5,13	5,74	6,33	6,89	7,43	7,94	8,88	9,71	10,96	11,37	–	–
9 400	5,19	5,81	6,41	6,98	7,52	8,03	8,97	9,79	11,00	11,38	–	–
9 600	5,25	5,88	6,48	7,05	7,60	8,12	9,05	9,86	11,03	–	–	–
9 800	5,31	5,94	6,55	7,13	7,68	8,19	9,13	9,93	11,05	–	–	–
10 000	5,36	6,01	6,62	7,20	7,75	8,27	9,20	9,98	11,06	–	–	–
10 200	5,42	6,07	6,68	7,27	7,82	8,34	9,26	10,03	–	–	–	–
10 400	5,47	6,12	6,75	7,33	7,89	8,40	9,32	10,08	–	–	–	–
10 600	5,52	6,18	6,80	7,39	7,95	8,46	9,37	10,11	–	–	–	–
10 800	5,57	6,23	6,86	7,45	8,00	8,52	9,42	10,14	–	–	–	–
11 000	5,61	6,28	6,91	7,50	8,06	8,57	9,46	10,15	–	–	–	–
11 200	5,65	6,33	6,96	7,55	8,11	8,61	9,49	10,16	–	–	–	–
11 400	5,69	6,37	7,01	7,60	8,15	8,65	9,51	10,16	–	–	–	–

Belt width [mm]		
9	15	25
Width multiplier		
0,558	1	1,79

■ For speeds above 33 m/s, the use of stock cast iron pulleys should be avoided. Contact SKF for details.

Power ratings
Section 8M (30 mm wide)

Table 8m

Faster shaft speed	Rated power per belt for small pulley pitch diameter [mm]										
Number of teeth	22	23	24	25	26	27	28	29	30	31	32
Pitch diameter [mm]	56,02	58,56	61,11	63,66	66,20	68,75	71,30	73,84	76,39	78,94	81,48
r/min	kW										
100	0,61	0,65	0,69	0,72	0,76	0,79	0,83	0,87	0,90	0,94	0,97
200	1,03	1,10	1,17	1,23	1,30	1,36	1,43	1,49	1,55	1,62	1,68
300	1,40	1,50	1,59	1,68	1,77	1,86	1,95	2,04	2,13	2,22	2,30
400	1,74	1,86	1,97	2,09	2,20	2,32	2,43	2,54	2,65	2,76	2,87
500	2,05	2,19	2,33	2,47	2,61	2,74	2,88	3,01	3,14	3,28	3,41
600	2,35	2,51	2,67	2,83	2,99	3,15	3,30	3,46	3,61	3,76	3,91
700	2,63	2,82	3,00	3,18	3,36	3,54	3,71	3,88	4,06	4,23	4,40
720	2,69	2,88	3,06	3,25	3,43	3,61	3,79	3,97	4,14	4,32	4,49
800	2,91	3,11	3,31	3,51	3,71	3,91	4,10	4,30	4,49	4,68	4,86
900	3,18	3,40	3,62	3,84	4,06	4,27	4,48	4,69	4,90	5,11	5,32
960	3,33	3,57	3,80	4,03	4,26	4,48	4,71	4,93	5,15	5,36	5,58
1 000	3,44	3,68	3,92	4,15	4,39	4,62	4,85	5,08	5,31	5,53	5,75
1 100	3,69	3,95	4,21	4,46	4,71	4,96	5,21	5,46	5,70	5,94	6,18
1 200	3,94	4,22	4,49	4,76	5,03	5,30	5,56	5,82	6,08	6,34	6,60
1 300	4,18	4,48	4,77	5,06	5,34	5,63	5,91	6,18	6,46	6,73	7,00
1 400	4,42	4,73	5,04	5,34	5,65	5,95	6,24	6,53	6,82	7,11	7,40
1 440	4,51	4,83	5,15	5,46	5,77	6,07	6,37	6,67	6,97	7,26	7,55
1 500	4,65	4,98	5,31	5,63	5,94	6,26	6,57	6,88	7,18	7,48	7,78
1 600	4,88	5,23	5,57	5,90	6,24	6,57	6,89	7,21	7,53	7,85	8,16
1 700	5,11	5,47	5,82	6,17	6,52	6,87	7,21	7,54	7,88	8,21	8,53
1 800	5,33	5,70	6,07	6,44	6,80	7,16	7,52	7,87	8,21	8,56	8,90
1 900	5,54	5,93	6,32	6,70	7,08	7,45	7,82	8,18	8,54	8,90	9,25
2 000	5,75	6,16	6,56	6,95	7,34	7,73	8,11	8,49	8,86	9,23	9,60
2 200	6,16	6,59	7,02	7,44	7,86	8,27	8,68	9,09	9,49	9,88	10,27
2 400	6,54	7,00	7,46	7,91	8,35	8,79	9,22	9,65	10,08	10,50	10,91
2 600	6,90	7,39	7,87	8,35	8,81	9,28	9,74	10,19	10,64	11,08	11,52
2 800	7,23	7,75	8,25	8,75	9,25	9,73	10,22	10,69	11,16	11,63	12,09
2 880	7,36	7,88	8,40	8,91	9,41	9,91	10,40	10,88	11,36	11,84	12,30
3 000	7,54	8,08	8,61	9,13	9,65	10,16	10,66	11,16	11,65	12,14	12,62
3 200	7,81	8,37	8,92	9,47	10,01	10,54	11,07	11,59	12,10	12,61	13,11
3 400	8,04	8,63	9,21	9,78	10,34	10,89	11,44	11,98	12,51	13,04	13,56
3 600	8,24	8,85	9,45	10,04	10,62	11,20	11,76	12,33	12,88	13,43	13,97
3 800	8,39	9,02	9,65	10,26	10,86	11,46	12,05	12,63	13,20	13,76	14,32
4 000	8,50	9,15	9,80	10,43	11,05	11,67	12,28	12,88	13,47	14,05	14,63
4 200	8,56	9,24	9,90	10,55	11,20	11,83	12,46	13,07	13,68	14,28	14,88
4 400	8,57	9,26	9,95	10,62	11,28	11,93	12,58	13,21	13,84	14,46	15,07
4 600	-	-	-	10,63	11,31	11,98	12,64	13,29	13,94	14,57	15,20
4 800	-	-	-	-	-	-	12,64	13,31	13,97	14,62	15,26
5 000	-	-	-	-	-	-	-	-	-	-	-
5 200	-	-	-	-	-	-	-	-	-	-	-

2

Belt width [mm]			
20	30	50	85
Width multiplier			
0,633	1	1,734	3,02

■ Pulleys with this r/min can only be used if corresponding reduction of belt service life is allowable.

Power ratings

Section 8M (30 mm wide)

Table 8n

Faster shaft speed	Rated power per belt for small pulley pitch diameter [mm]									
	33	34	35	36	38	40	42	44	45	48
Number of teeth	33	34	35	36	38	40	42	44	45	48
Pitch diameter [mm]	84,03	86,58	89,12	91,67	96,76	101,85	106,95	112,04	114,59	122,23
r/min	kW									
100	1,01	1,04	1,08	1,11	1,18	1,25	1,32	1,38	1,42	1,52
200	1,74	1,80	1,87	1,93	2,05	2,17	2,29	2,41	2,47	2,64
300	2,39	2,48	2,56	2,65	2,82	2,98	3,15	3,31	3,39	3,64
400	2,98	3,09	3,20	3,31	3,52	3,73	3,94	4,14	4,24	4,55
500	3,54	3,67	3,79	3,92	4,18	4,43	4,67	4,92	5,04	5,40
600	4,06	4,21	4,36	4,51	4,80	5,09	5,37	5,65	5,79	6,20
700	4,57	4,73	4,90	5,07	5,39	5,72	6,04	6,35	6,51	6,97
720	4,67	4,84	5,01	5,18	5,51	5,84	6,17	6,49	6,65	7,12
800	5,05	5,24	5,42	5,60	5,97	6,32	6,68	7,02	7,20	7,71
900	5,52	5,72	5,92	6,12	6,52	6,91	7,29	7,67	7,86	8,42
960	5,79	6,01	6,22	6,43	6,84	7,25	7,65	8,05	8,25	8,83
1000	5,97	6,19	6,41	6,63	7,05	7,48	7,89	8,30	8,50	9,11
1100	6,42	6,65	6,89	7,12	7,57	8,03	8,47	8,91	9,13	9,77
1200	6,85	7,10	7,35	7,59	8,08	8,56	9,04	9,50	9,73	10,42
1300	7,27	7,53	7,80	8,06	8,57	9,08	9,59	10,08	10,32	11,05
1400	7,68	7,96	8,24	8,51	9,06	9,59	10,12	10,64	10,90	11,66
1440	7,84	8,13	8,41	8,69	9,25	9,79	10,33	10,86	11,13	11,90
1500	8,08	8,38	8,67	8,96	9,53	10,09	10,64	11,19	11,46	12,26
1600	8,47	8,78	9,09	9,39	9,99	10,58	11,16	11,73	12,01	12,84
1700	8,86	9,18	9,50	9,82	10,44	11,05	11,66	12,25	12,54	13,41
1800	9,24	9,57	9,90	10,23	10,88	11,52	12,14	12,76	13,07	13,97
1900	9,60	9,95	10,30	10,64	11,31	11,97	12,62	13,26	13,58	14,52
2000	9,96	10,32	10,68	11,03	11,73	12,42	13,09	13,75	14,08	15,05
2200	10,66	11,04	11,42	11,80	12,54	13,27	13,99	14,70	15,04	16,07
2400	11,32	11,73	12,13	12,53	13,32	14,09	14,85	15,59	15,96	17,05
2600	11,95	12,38	12,80	13,22	14,05	14,87	15,66	16,45	16,84	17,98
2800	12,54	12,99	13,44	13,88	14,75	15,60	16,44	17,26	17,66	18,86
2880	12,77	13,23	13,68	14,13	15,01	15,88	16,73	17,57	17,98	19,19
3000	13,10	13,57	14,03	14,49	15,40	16,29	17,16	18,02	18,44	19,68
3200	13,61	14,10	14,58	15,06	16,01	16,93	17,84	18,73	19,17	20,46
3400	14,08	14,59	15,09	15,59	16,57	17,53	18,47	19,39	19,84	21,18
3600	14,50	15,03	15,55	16,06	17,08	18,07	19,04	20,00	20,47	21,85
3800	14,87	15,42	15,96	16,49	17,54	18,56	19,56	20,55	21,03	22,45
4000	15,19	15,76	16,31	16,86	17,94	19,00	20,03	21,04	21,54	23,00
4200	15,46	16,04	16,61	17,18	18,29	19,37	20,43	21,47	21,98	23,48
4400	15,67	16,26	16,85	17,43	18,57	19,68	20,77	21,84	22,36	23,90
4600	15,82	16,43	17,03	17,62	18,79	19,93	21,05	22,14	22,67	24,25
4800	15,90	16,52	17,14	17,75	18,94	20,11	21,25	22,37	22,91	24,52
5000	15,91	16,55	17,18	17,80	19,03	20,22	21,38	22,52	23,08	24,72
5200	-	-	-	-	19,03	20,25	21,44	22,60	23,17	24,84

Belt width [mm]

20 30 50 85

Width multiplier

0,633 1 1,734 3,02

- Pulleys with this r/min can only be used if corresponding reduction of belt service life is allowable.
- For speeds above 33 m/s, the use of stock cast iron pulleys should be avoided. Contact SKF for details.

Power ratings

Section 14M (40 mm wide)

Table 8o

Faster shaft speed	Rated power per belt for small pulley pitch diameter [mm]										
	28	29	30	32	34	36	38	40	42	44	46
Pitch diameter [mm]	124,77	129,23	133,69	142,60	151,51	160,42	169,34	178,25	187,16	196,07	204,99
r/min	kW										
100	2,73	2,86	2,99	3,24	3,49	3,74	3,99	4,24	4,48	4,73	4,97
200	4,62	4,86	5,10	5,57	6,03	6,49	6,94	7,39	7,84	8,28	8,72
300	6,20	6,53	6,86	7,51	8,16	8,80	9,43	10,05	10,67	11,27	11,87
400	7,60	8,01	8,43	9,25	10,06	10,86	11,64	12,42	13,18	13,94	14,68
500	8,89	9,38	9,88	10,85	11,81	12,75	13,67	14,59	15,49	16,38	17,25
600	10,11	10,68	11,24	12,35	13,45	14,52	15,58	16,62	17,64	18,65	19,65
700	11,27	11,91	12,54	13,78	15,00	16,20	17,38	18,54	19,68	20,80	21,90
720	11,50	12,15	12,80	14,06	15,31	16,53	17,73	18,91	20,07	21,21	22,34
800	12,41	13,11	13,80	15,16	16,50	17,82	19,11	20,37	21,62	22,84	24,05
900	13,51	14,27	15,02	16,50	17,95	19,37	20,77	22,14	23,48	24,80	26,10
960	14,16	14,96	15,74	17,29	18,80	20,28	21,74	23,16	24,56	25,94	27,29
1 000	14,59	15,41	16,22	17,81	19,36	20,88	22,38	23,84	25,28	26,69	28,07
1 100	15,66	16,53	17,39	19,08	20,73	22,35	23,94	25,49	27,01	28,51	29,97
1 200	16,71	17,63	18,54	20,33	22,08	23,79	25,46	27,10	28,70	30,27	31,82
1 300	17,74	18,71	19,67	21,55	23,39	25,19	26,94	28,66	30,34	31,98	33,60
1 400	18,76	19,78	20,78	22,75	24,68	26,55	28,38	30,18	31,93	33,65	35,33
1 440	19,17	20,20	21,22	23,23	25,18	27,09	28,95	30,77	32,55	34,30	36,00
1 500	19,77	20,83	21,88	23,93	25,93	27,89	29,79	31,66	33,48	35,26	37,00
1 600	20,75	21,86	22,95	25,08	27,16	29,19	31,17	33,10	34,98	36,83	38,63
1 700	21,72	22,87	24,00	26,21	28,36	30,46	32,50	34,50	36,44	38,34	40,20
1 800	22,67	23,85	25,02	27,31	29,53	31,69	33,80	35,85	37,86	39,81	41,72
1 900	23,59	24,82	26,02	28,37	30,66	32,89	35,06	37,17	39,23	41,23	43,19
2 000	24,49	25,75	26,99	29,41	31,76	34,05	36,27	38,44	40,55	42,60	44,60
2 100	25,36	26,65	27,92	30,41	32,82	35,17	37,44	39,66	41,82	43,92	45,96
2 200	26,19	27,52	28,82	31,37	33,84	36,24	38,57	40,83	43,03	45,18	47,26
2 300	26,99	28,35	29,68	32,29	34,81	37,26	39,64	41,95	44,20	46,38	48,50
2 400	27,74	29,13	30,50	33,16	35,74	38,24	40,66	43,02	45,30	47,52	49,68
2 500	28,46	29,87	31,27	33,98	36,61	39,16	41,63	44,02	46,35	48,60	50,79
2 600	29,12	30,57	31,99	34,76	37,43	40,02	42,53	44,97	47,33	49,61	51,84
2 700	29,73	31,20	32,65	35,47	38,19	40,83	43,38	45,84	48,24	50,56	52,81
2 800	30,29	31,79	33,26	36,12	38,89	41,56	44,15	46,65	49,08	51,43	53,70
2 880	30,69	32,21	33,70	36,60	39,40	42,11	44,72	47,25	49,70	52,07	54,36
2 900	30,78	32,31	33,80	36,71	39,52	42,23	44,86	47,39	49,84	52,22	54,52
3 000	31,21	32,76	34,28	37,23	40,08	42,83	45,48	48,05	50,53	52,93	55,25
3 100	31,57	33,14	34,68	37,68	40,57	43,35	46,03	48,63	51,13	53,55	55,90
3 200	31,86	33,45	35,01	38,05	40,97	43,79	46,50	49,12	51,65	54,09	56,45
3 300	32,07	33,68	35,26	38,34	41,29	44,14	46,88	49,53	52,08	54,54	56,91
3 400	32,19	33,83	35,43	38,54	41,53	44,40	47,17	49,84	52,41	54,89	57,28
3 500	32,23	33,89	35,51	38,65	41,67	44,57	47,37	50,05	52,64	55,14	57,54
3 600	-	-	-	38,67	41,72	44,64	47,46	50,17	52,77	55,28	57,69
3 700	-	-	-	-	-	-	-	50,17	52,79	55,31	57,74



Belt width [mm]				
40	55	85	115	170
Width multiplier				
1	1,44	2,32	3,21	4,82

- Pulleys with this r/min can only be used if corresponding reduction of belt service life is allowable.
- For speeds above 33 m/s, the use of stock cast iron pulleys should be avoided. Contact SKF for details.

Power ratings

Section 14M (40 mm wide)

Table 8p

Faster shaft speed	Rated power per belt for small pulley pitch diameter [mm]										
	48	50	52	54	56	58	60	62	64	66	72
Number of teeth	48	50	52	54	56	58	60	62	64	66	72
Pitch diameter [mm]	213,90	222,82	231,73	240,64	249,56	258,47	267,38	276,29	285,21	294,12	320,86
r/min	kW										
100	5,21	5,45	5,69	5,92	6,16	6,39	6,63	6,86	7,09	7,32	8,00
200	9,15	9,58	10,00	10,43	10,84	11,26	11,67	12,08	12,49	12,89	14,08
300	12,47	13,06	13,64	14,22	14,79	15,35	15,92	16,47	17,02	17,57	19,18
400	15,42	16,15	16,87	17,58	18,29	18,98	19,67	20,36	21,03	21,70	23,67
500	18,12	18,97	19,82	20,65	21,47	22,29	23,09	23,89	24,67	25,45	27,74
600	20,63	21,59	22,55	23,49	24,42	25,34	26,25	27,14	28,03	28,91	31,48
700	22,99	24,06	25,12	26,16	27,19	28,20	29,20	30,19	31,16	32,13	34,95
720	23,45	24,54	25,61	26,67	27,72	28,75	29,77	30,78	31,77	32,75	35,62
800	25,23	26,40	27,55	28,68	29,80	30,90	31,99	33,06	34,11	35,16	38,21
900	27,37	28,63	29,87	31,08	32,28	33,46	34,63	35,77	36,91	38,02	41,28
960	28,62	29,92	31,21	32,47	33,72	34,94	36,15	37,34	38,51	39,67	43,04
1 000	29,43	30,77	32,09	33,38	34,66	35,91	37,15	38,36	39,56	40,74	44,19
1 100	31,41	32,83	34,22	35,59	36,93	38,25	39,55	40,83	42,10	43,34	46,95
1 200	33,33	34,82	36,27	37,71	39,12	40,50	41,86	43,20	44,52	45,82	49,59
1 300	35,18	36,73	38,26	39,75	41,22	42,66	44,08	45,47	46,84	48,19	52,10
1 400	36,97	38,59	40,17	41,72	43,25	44,74	46,21	47,65	49,07	50,46	54,50
1 440	37,68	39,31	40,92	42,49	44,04	45,55	47,04	48,50	49,94	51,35	55,43
1 500	38,71	40,38	42,02	43,63	45,20	46,75	48,26	49,75	51,21	52,64	56,80
1 600	40,39	42,12	43,81	45,46	47,08	48,67	50,23	51,76	53,26	54,73	58,99
1 700	42,02	43,79	45,53	47,23	48,90	50,53	52,13	53,70	55,23	56,74	61,08
1 800	43,59	45,41	47,19	48,94	50,64	52,31	53,95	55,55	57,12	58,66	63,08
1 900	45,10	46,97	48,79	50,58	52,32	54,03	55,69	57,33	58,92	60,49	64,99
2 000	46,56	48,47	50,33	52,15	53,93	55,67	57,36	59,02	60,65	62,24	66,80
2 100	47,96	49,90	51,80	53,66	55,46	57,23	58,96	60,64	62,29	63,90	68,52
2 200	49,30	51,28	53,21	55,09	56,93	58,72	60,47	62,18	63,85	65,48	70,14
2 300	50,57	52,59	54,55	56,46	58,32	60,14	61,91	63,64	65,33	66,97	71,67
2 400	51,78	53,83	55,82	57,75	59,64	61,48	63,27	65,01	66,72	68,37	73,11
2 500	52,92	55,00	57,01	58,97	60,88	62,73	64,54	66,30	68,02	69,69	74,45
2 600	53,99	56,09	58,13	60,11	62,04	63,91	65,73	67,51	69,23	70,91	75,69
2 700	54,99	57,11	59,17	61,17	63,11	65,00	66,83	68,62	70,35	72,04	76,82
2 800	55,91	58,05	60,13	62,14	64,10	66,00	67,84	69,64	71,38	73,07	77,86
2 880	56,58	58,74	60,83	62,86	64,83	66,73	68,59	70,38	72,13	73,82	78,61
2 900	56,75	58,90	61,00	63,03	65,00	66,91	68,76	70,56	72,31	74,00	78,79
3 000	57,50	59,67	61,78	63,83	65,80	67,72	69,58	71,39	73,13	74,83	79,61
3 100	58,16	60,35	62,47	64,53	66,52	68,44	70,30	72,11	73,86	75,55	80,32
3 200	58,73	60,94	63,07	65,13	67,13	69,06	70,92	72,73	74,48	76,17	80,91
3 300	59,21	61,42	63,57	65,63	67,63	69,57	71,43	73,24	74,98	76,67	-
3 400	59,58	61,81	63,96	66,03	68,03	69,97	71,83	73,64	75,37	77,05	-
3 500	59,86	62,09	64,24	66,32	68,32	70,26	72,12	73,92	75,65	77,32	-
3 600	60,02	62,26	64,42	66,50	68,50	70,43	72,29	74,08	75,80	-	-
3 700	60,07	62,31	64,47	66,55	68,55	70,48	72,33	74,12	-	-	-

Belt width [mm]				
40	55	85	115	170
Width multiplier				
1	1,44	2,32	3,21	4,82

■ For speeds above 33 m/s, the use of stock cast iron pulleys should be avoided. Contact SKF for details.

Minimum installation and take-up allowances

Table 9

Datum length	Minimum take-up allowance for tensioning	Minimum installation allowance – for fitting								
		5M	8M	14M	XL	L	H	XH	XXH	
mm	mm									
< 1 525	4	2,5	2,5	2,5	2,5	2,5	2,5	4,5	5,5	No flanged pulleys
1 525–3 050	7	5	5	5	5	5	5	7	8	
> 3 050	10	7,5	7,5	7,5	7,5	7,5	7,5	9,5	10,5	
< 1 525	4	14	22	37	14	14	22	38	54	One flanged pulleys One unflanged pulleys
1 525–3 050	7	17	25	39	17	17	25	41	54	
> 3 050	10	17	27	42	17	17	27	43	56	
< 1 525	4	20,5	35	60	20,5	20,5	35	61	84	Both flanged pulleys
1 525–3 050	7	23	37	62	23	23	37	64	84	
> 3 050	10	23	40	65	23	23	40	66	86	

2

Tensioning methods

Tensioning with the SKF pen tester

Refer to V-belt section for details on how to use the SKF pen tester. **Table 10** shows deflection values for most common timing belts.

Tensioning with the SKF Belt Frequency Meter

Refer to V-belt section for details on how to use the SKF Belt Frequency Meter.

General tension values for most popular timing belts are given in **table 11**.

Table 10

Deflection forces for timing belts to be used with the SKF pen tester

Section	Belt deflection force	
	New belt	Used run-in belt
–	kg	
HiTD		
5M 9	0,7	0,5
5M 15	1,3	0,9
5M 25	2,2	1,7
8M 20	2,6	2,0
8M 30	4,2	3,1
8M 50	7,3	5,4
8M 85	14,2	10,5
14M 40	9,1	6,7
14M 55	13,3	9,8
14M 85	n/a	n/a
14M 115	n/a	n/a
14M 170	n/a	n/a
STD		
S8M20	2,8	2,0
S8M30	4,4	3,2
S8M50	7,8	5,7
S8M85	14,1	10,4
S14M40	9,3	6,9
S14M55	13,3	9,8
S14M85	n/a	n/a
S14M115	n/a	n/a
S14M170	n/a	n/a
Timing belts		
XL 025	n/a	n/a
XL 037	n/a	n/a
L050	0,4	0,4
L075	0,7	0,6
L 100	1,0	0,8
H075	1,6	1,4
H100	2,3	1,9
H150	3,6	3,0
H200	4,9	4,0
H300	7,6	6,3
XH 200	6,6	5,5
XH 300	10,4	8,6
XH 400	14,5	12,0
XXH 200	8,1	6,6
XXH 300	12,4	10,2
XXH 400	n/a	n/a
XXH 500	n/a	n/a

Table 11

Weights and tension values for SKF Timing Belts

Section	Belt tension		Mass
	New belt	Used run-in belt	
–	N		kg/m
HiTD			
5M 9	99	71	0,0369
5M 15	174	124	0,0614
5M 25	311	222	0,1024
8M 20	372	266	0,1282
8M 30	593	424	0,1922
8M 50	1 037	741	0,3204
8M 85	2 044	1 460	0,5447
14M 40	1 297	926	0,4289
14M 55	1 912	1 366	0,5897
14M 85	3 142	2 244	0,9114
14M 115	4 480	3 200	1,2331
14M 170	7 139	5 099	1,8228
STD			
S8M20	390	279	0,1109
S8M30	620	443	0,1673
S8M50	1 110	793	0,2782
S8M85	2 030	1 450	0,4732
S14M40	1 340	957	0,4620
S14M55	1 925	1 375	0,6343
S14M85	3 165	2 261	0,9811
S14M115	4 465	3 189	1,3268
S14M170	6 975	4 982	1,9621
Timing belts			
XL 025	13	11	0,0136
XL 037	24	20	0,0203
L050	51	41	0,0433
L075	87	70	0,0650
L 100	122	98	0,0867
H075	220	176	0,0838
H100	311	249	0,1117
H150	485	388	0,1675
H200	667	534	0,2233
H300	1 045	836	0,3350
XH 200	907	726	0,5718
XH 300	1 428	1 142	0,8577
XH 400	2 019	1 615	1,1436
XXH 200	1 130	904	0,8087
XXH 300	1 748	1 398	1,2130
XXH 400	2 478	1 982	1,6173
XXH 500	3 198	2 558	2,0217

Calculating belt tension

Insufficient belt tension causes poor tooth engagement (tooth mesh) with the pulley which generates ratcheting, heat and excessive tooth wear. Excess tension typically has no effect on tooth engagement but can have a negative impact on bearing service life.

There are two values that must be considered when tensioning a belt:

- a T_{used} (Run-in) is minimum tension on the belt providing a satisfactory mesh. Belt tension should ideally not drop below that value during the entire belt service life.
- b T_{new} (Initial) is maximum tension on the belt used to initially tension a new belt. T_{new} normally decreases during first hours of operation releasing initial high bearing loads.

General tensioning values

Tensioning values for general purpose machinery are provided by the operating manual for selected tensioning tools. The values represent the “worst case” drives and as such, tend to be higher than the values calculated for a specific drive.

Calculating tension values

In cases where all drive data is available, it is possible to calculate tension values instead of using the general tensioning values.

To calculate tension values, the following procedure should be used:

- a Calculate linear belt speed

$$v = \frac{d n}{19\,098}$$

where

- v = belt speed [m/s]
- d = pitch diameter of the motor/driver pulley [mm]
- n = speed of driver pulley [r/min]

- b Find belt pull force

$$T_{pu} = \frac{P\,1\,000}{v}$$

Where:

- T_{pu} = belt pull force [N]
- P = motor or absorbed power* [kW]
- v = belt speed [m/s]

- c Calculate centrifugal tension of the belt

$$T_c = M v^2$$

where

- T_c = belt centrifugal tension [N]
- M = mass per unit length of the belt [kg/m] – see **table 11**
- v = belt speed [m/s]

- d Calculate strand tensions

$$T_1 = T_{pu} A_{Cr} + T_c$$

$$T_2 = [T_{pu} (A_{Cr} - 1)] + T_c$$

where

T_1, T_2 = tight-side tension, slack-side tension [N]

T_{pu} = belt pull force [N]

A_{Cr} = arc of contact ratio factor

→ **table 12**

- e Get installation strand tension for a new and for a used run-in belt

$$T_{used} = 0,5 (T_1 + T_2)$$

$$T_{new} = 1,4 T_{used}$$

where

T_{used} = required installation strand tension for a used run-in belt

T_{new} = required strand tension for a new belt

Table 12

Arc of contact ratio factor

$\frac{D-d}{C} *$	A_{Cr}	$A_{Cr}-1$
0	1,070	0,070
0,1	1,080	0,080
0,2	1,090	0,090
0,3	1,095	0,095
0,4	1,100	0,100
0,5	1,115	0,115
0,6	1,130	0,130
0,7	1,145	0,145
0,8	1,160	0,160
0,9	1,180	0,180
1	1,200	0,200
1,1	1,220	0,220
1,2	1,250	0,250
1,3	1,290	0,290
1,4	1,340	0,340
1,5	1,400	0,400

*D large pulley diameter (mm)
d small pulley diameter (mm)
C centre distance (mm)

* SKF recommends using absorbed power, if known, as it will optimize the drive design.

f If an SKF pen tester is used to tension the belt, calculate belt deflection force using:

$$F_{d \text{ used}} = \frac{T_{\text{used}} + S_p}{157 \cdot \frac{L_{ps}}{K_n} \cdot W_b}$$

$$F_{d \text{ new}} = \frac{T_{\text{new}} + S_p}{157 \cdot \frac{L_{ps}}{K_n} \cdot W_b}$$

where

$F_{d \text{ used}}$ = deflection force for a used run-in belt [kg]

$F_{d \text{ new}}$ = deflection force for a new belt [kg]

$T_{\text{new}}, T_{\text{used}}$ = corresponding strand tensions [N]

S_p = free tangential span length [mm]

L_{ps} = belt pitch length [mm]

K_n = normalized belt modulus factor [N/mm of belt width] → **table 13**

W_b = belt width

g If the SKF Belt Frequency Meter is used to tension the belt, take value T_{new} (T_{used}) and directly compare it with the readings from the tester.

Table 13

Belt modulus factor

Section	K_n^*
–	N/mm
5M	5,05
8M	7,25
14M	10,4
20M	25,5
XL	2,56
L	4,7
H	6,61
XH	8,77
XXH	8,77

* K_n values are given in normalized form per 1 mm of belt width. Multiply K_n by belt width to get the actual modulus factor K.

* Where a drive is very overbelted, it is advisable to enter the T_{pu} calculation with increased power, e.g. power that will utilize 100% of belt capacity. Failure to do this will result in too low calculated tension, which does not result in enough initial belt stretch to have proper teeth meshing.

Timing pulleys

Table 14a

3M (RSB)

Number of teeth	For belt width	
	9	15
mm		
10	✓	✓
12	✓	✓
14	✓	✓
15	✓	✓
16	✓	✓
18	✓	✓
20	✓	✓
21	✓	✓
22	✓	✓
24	✓	✓
26	✓	✓
28	✓	✓
30	✓	✓
32	✓	✓
36	✓	✓
40	✓	✓
44	✓	✓
48	✓	✓
60	✓	✓
72	✓	✓

Table 14b

5M (RSB)

Number of teeth	For belt width		
	9	15	25
mm			
12	✓	✓	✓
14	✓	✓	✓
15	✓	✓	✓
16	✓	✓	✓
18	✓	✓	✓
20	✓	✓	✓
21	✓	✓	✓
22	✓	✓	✓
24	✓	✓	✓
26	✓	✓	✓
28	✓	✓	✓
30	✓	✓	✓
32	✓	✓	✓
36	✓	✓	✓
40	✓	✓	✓
44	✓	✓	✓
48	✓	✓	✓
60	✓	✓	✓
72	✓	✓	✓
80	X	X	✓

Table 14c

8M (RSB)

Number of teeth	For belt width			
	20	30	50	85
mm				
20	✓	✓	X	X
21	✓	✓	X	X
22	✓	✓	✓	✓
23	✓	✓	✓	✓
24	✓	✓	✓	✓
25	✓	✓	✓	✓
26	✓	✓	✓	✓
27	✓	✓	✓	✓
28	✓	✓	✓	✓
29	✓	✓	✓	✓
30	✓	✓	✓	✓
31	✓	✓	✓	✓
32	✓	✓	✓	✓
33	✓	✓	✓	✓
34	✓	✓	✓	✓
35	✓	✓	✓	✓
36	✓	✓	✓	✓
38	✓	✓	✓	✓
40	✓	✓	✓	✓
42	✓	✓	✓	✓
44	✓	✓	✓	✓
45	✓	✓	✓	✓
48	✓	✓	✓	✓
50	✓	✓	✓	✓
52	✓	✓	✓	✓
56	✓	✓	✓	✓
64	✓	✓	✓	✓
72	✓	✓	✓	✓
80	✓	✓	✓	✓
90	✓	✓	✓	✓
112	✓	✓	✓	✓
144	✓	✓	✓	✓
168	✓	✓	✓	✓
192	✓	✓	✓	✓

Timing pulleys

Table 14d

14M (RSB)

Number of teeth	For belt width				
	40	55	85	115	170
mm					
28	✓	✓	✓	✓	✓
29	✓	✓	✓	✓	✓
30	✓	✓	✓	✓	✓
32	✓	✓	✓	✓	✓
34	✓	✓	✓	✓	✓
36	✓	✓	✓	✓	✓
38	✓	✓	✓	✓	✓
40	✓	✓	✓	✓	✓
44	✓	✓	✓	✓	✓
48	✓	✓	✓	✓	✓
56	✓	✓	✓	✓	✓
64	✓	✓	✓	✓	✓
72	✓	✓	✓	✓	✓
80	✓	✓	✓	✓	✓
90	✓	✓	✓	✓	✓
112	✓	✓	✓	✓	✓
144	✓	✓	✓	✓	✓
168	✓	✓	✓	✓	✓
192	✓	✓	✓	✓	✓
216	✓	✓	✓	✓	✓

Table 14e

8M (taper bushed)

Number of teeth	For belt width			
	20	30	50	85
mm				
20	X	✓	X	X
21	X	✓	X	X
22	✓	✓	X	X
23	X	✓	X	X
24	✓	✓	✓	✓
25	X	✓	X	X
26	✓	✓	✓	✓
27	X	✓	✓	X
28	✓	✓	✓	✓
30	✓	✓	✓	✓
31	X	✓	✓	X
32	✓	✓	✓	X
33	X	✓	✓	✓
34	X	✓	✓	✓
35	X	✓	✓	✓
36	✓	✓	✓	✓
38	✓	✓	✓	✓
40	✓	✓	✓	✓
42	✓	✓	✓	✓
44	✓	✓	✓	✓
45	X	✓	✓	✓
48	✓	✓	✓	✓
50	X	✓	✓	✓
52	X	✓	✓	✓
56	✓	✓	✓	✓
58	X	✓	✓	✓
60	✓	✓	✓	✓
64	✓	✓	✓	✓
72	✓	✓	✓	✓
80	✓	✓	✓	✓
90	✓	✓	✓	✓
112	X	✓	✓	✓
144	X	✓	✓	✓
168	X	✓	✓	✓
192	X	✓	✓	✓

Table 14f

14M (taper bushed)

Number of teeth	For belt width				
	40	55	85	115	170
mm					
28	✓	✓	✓	✓	X
29	✓	✓	✓	✓	X
30	✓	✓	✓	✓	X
32	✓	✓	✓	✓	X
34	✓	✓	✓	✓	X
35	✓	✓	✓	✓	✓
36	✓	✓	✓	✓	✓
38	✓	✓	✓	✓	✓
40	✓	✓	✓	✓	✓
42	✓	✓	✓	✓	✓
44	✓	✓	✓	✓	✓
45	✓	✓	✓	✓	✓
48	✓	✓	✓	✓	✓
50	✓	✓	✓	✓	✓
56	✓	✓	✓	✓	✓
60	✓	✓	✓	✓	✓
64	✓	✓	✓	✓	✓
72	✓	✓	✓	✓	✓
80	✓	✓	✓	✓	✓
90	✓	✓	✓	✓	✓
112	✓	✓	✓	✓	✓
144	✓	✓	✓	✓	✓
168	✓	✓	✓	✓	✓
192	✓	✓	✓	✓	✓
216	✓	✓	✓	✓	✓

Table 14g

5M (taper bushed)

Number of teeth	For belt width
	15
mm	
34	✓
36	✓
38	✓
40	✓
44	✓
48	✓
56	✓
64	✓
72	✓
80	✓
90	✓
112	✓
136	✓
150	✓

Timing pulleys

Table 14h

XL (RSB)

Number of teeth	For belt width
	6,4 and 9,5 mm
10	✓
11	✓
12	✓
13	✓
14	✓
15	✓
16	✓
17	✓
18	✓
19	✓
20	✓
21	✓
22	✓
24	✓
26	✓
27	✓
28	✓
29	✓
30	✓
32	✓
34	✓
35	✓
36	✓
38	✓
40	✓
42	✓
44	✓
45	✓
48	✓
60	✓
72	✓

Table 14i

L (RSB)

Number of teeth	For belt width		
	12,7	19,1	25,4
10	✓	✓	✓
11	✓	✓	✓
12	✓	✓	✓
13	✓	✓	✓
14	✓	✓	✓
15	✓	✓	✓
16	✓	✓	✓
17	✓	✓	✓
18	✓	✓	✓
19	✓	✓	✓
20	✓	✓	✓
21	✓	✓	✓
22	✓	✓	✓
23	✓	✓	✓
24	✓	✓	✓
25	✓	✓	✓
26	✓	✓	✓
27	✓	✓	✓
28	✓	✓	✓
29	✓	✓	✓
30	✓	✓	✓
31	✓	✓	—
32	✓	✓	✓
33	✓	✓	✓
34	✓	✓	✓
35	✓	✓	✓
36	✓	✓	✓
38	✓	✓	✓
40	✓	✓	✓
42	✓	✓	✓
44	✓	✓	✓
45	✓	✓	✓
48	✓	✓	✓
50	✓	✓	✓
52	✓	✓	✓
56	✓	✓	✓
57	✓	✓	✓
60	✓	✓	✓
72	✓	✓	✓
76	✓	✓	✓
84	✓	✓	✓
95	✓	✓	✓
96	✓	✓	✓
120	X	✓	✓

Table 14j

H (RSB)

Number of teeth	For belt width			
	19,1	25,4	38,1	50,8
14	✓	✓	✓	✓
15	✓	✓	✓	✓
16	✓	✓	✓	✓
17	✓	✓	✓	✓
18	✓	✓	✓	✓
19	✓	✓	✓	✓
20	✓	✓	✓	✓
21	✓	✓	✓	✓
22	✓	✓	✓	✓
23	✓	✓	✓	✓
24	✓	✓	✓	✓
25	✓	✓	✓	✓
26	✓	✓	✓	✓
27	✓	✓	✓	✓
28	✓	✓	✓	✓
29	✓	✓	✓	✓
30	✓	✓	✓	✓
31	✓	✓	✓	✓
32	✓	✓	✓	✓
33	✓	✓	✓	✓
34	✓	✓	✓	✓
35	✓	✓	✓	✓
36	✓	✓	✓	✓
38	✓	✓	✓	✓
40	✓	✓	✓	✓
42	✓	✓	✓	✓
44	✓	✓	✓	✓
45	✓	✓	✓	✓
48	✓	✓	✓	✓
50	✓	✓	✓	✓
52	X	✓	✓	✓
57	X	✓	✓	✓
58	X	✓	✓	✓
60	X	✓	✓	✓
70	X	✓	✓	✓
72	X	✓	✓	✓
76	X	✓	✓	✓
84	X	✓	✓	✓
96	X	✓	✓	✓
120	X	✓	✓	✓
156	X	✓	✓	✓

Timing pulleys

Table 14k

XH (RSB)

Number of teeth	For belt width		
	50,8	76,2	101,6
–	mm		
18	✓	✓	✓
19	✓	✓	✓
20	✓	✓	✓
21	✓	✓	✓
22	✓	✓	✓
24	✓	✓	✓
25	✓	✓	✓
26	✓	✓	✓
27	✓	✓	✓
28	✓	✓	✓
30	✓	✓	✓
32	✓	✓	✓
34	✓	✓	✓
38	✓	✓	✓
40	✓	✓	✓
48	✓	✓	✓
60	✓	✓	✓

Table 14l

H (taper bushed)

Number of teeth	For belt width				
	19,1	25,4	38,1	50,8	76,2
–	mm				
14	✓	✓	✓	X	X
15	✓	✓	X	X	X
16	✓	✓	✓	✓	X
17	✓	✓	X	X	X
18	✓	✓	✓	✓	✓
19	✓	✓	✓	✓	X
20	✓	✓	✓	✓	✓
21	✓	✓	✓	✓	✓
22	✓	✓	✓	✓	✓
23	✓	✓	✓	✓	✓
24	✓	✓	✓	✓	✓
25	✓	✓	✓	✓	✓
26	✓	✓	✓	✓	✓
27	✓	✓	✓	✓	✓
28	✓	✓	✓	✓	✓
29	✓	X	X	X	X
30	✓	✓	✓	✓	✓
32	✓	✓	✓	✓	✓
33	✓	X	X	X	X
34	✓	X	X	X	X
35	✓	X	X	X	X
36	✓	✓	✓	✓	✓
38	✓	X	X	X	X
40	✓	✓	✓	✓	✓
44	✓	✓	✓	✓	✓
48	✓	✓	✓	✓	✓
60	✓	✓	✓	✓	✓
72	✓	✓	✓	✓	✓
84	✓	✓	✓	✓	✓
96	✓	✓	✓	✓	✓
120	✓	✓	✓	✓	✓

Table 14m

XH (taper bushed)

Number of teeth	For belt width		
	50,8	76,2	101,6
–	mm		
18	✓	✓	✓
19	✓	✓	✓
20	✓	✓	✓
21	✓	✓	✓
22	✓	✓	✓
24	✓	✓	✓
25	✓	✓	✓
26	✓	✓	✓
27	✓	✓	✓
28	✓	✓	✓
30	✓	✓	✓
32	✓	✓	✓
36	✓	✓	✓
40	✓	✓	✓
48	✓	✓	✓
60	✓	✓	✓

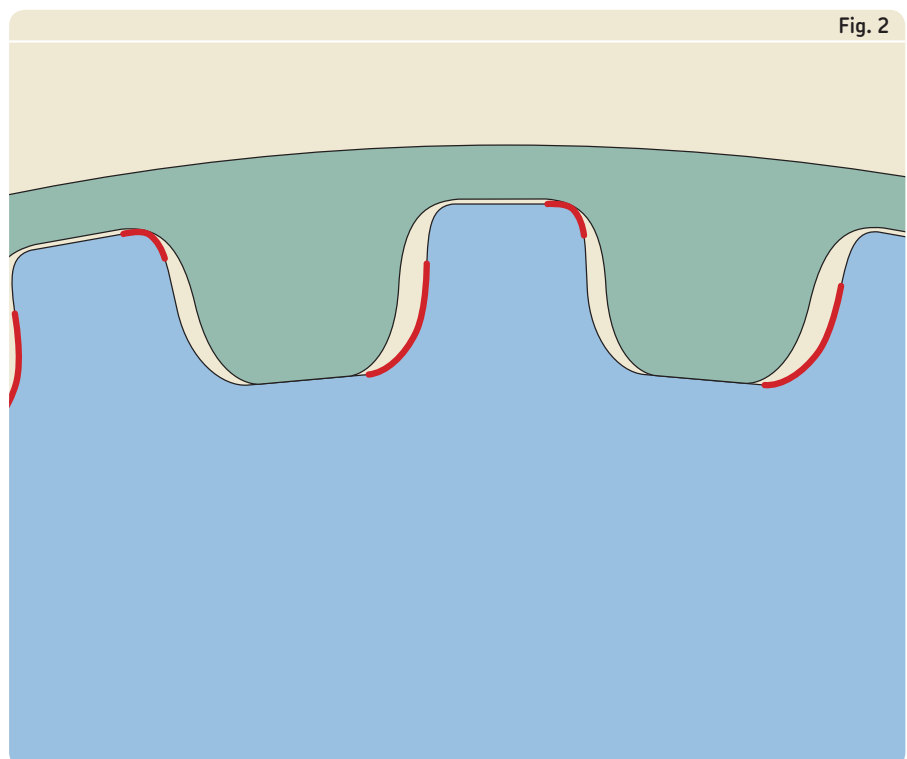
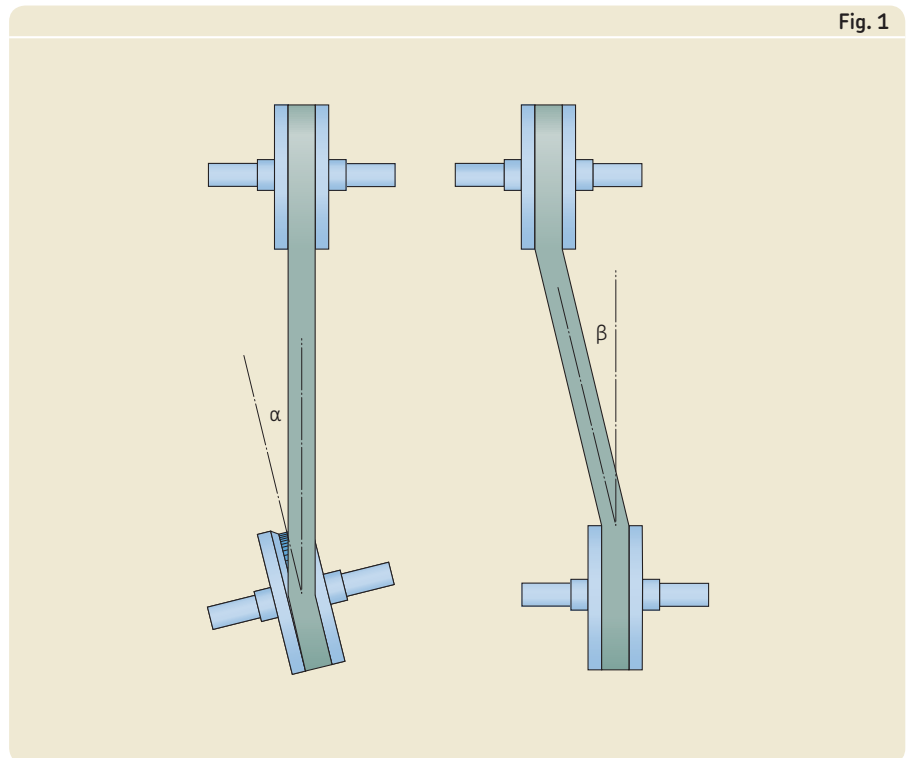
Table 14n

L (taper bushed)

Number of teeth	For belt width		
	12,7	19,1	25,4
–	mm		
18	✓	✓	✓
19	✓	✓	✓
20	✓	✓	✓
21	✓	✓	✓
22	✓	✓	✓
23	✓	✓	✓
24	✓	✓	✓
26	✓	✓	✓
26	✓	✓	✓
27	✓	✓	✓
28	✓	✓	✓
30	✓	✓	✓
32	✓	✓	✓
36	✓	✓	✓
40	✓	✓	✓
44	✓	✓	✓
48	✓	✓	✓
60	✓	✓	✓
72	✓	✓	✓
84	✓	✓	✓
96	✓	✓	✓
120	✓	✓	✓

Installation and maintenance

- 1 Make sure the pulleys are properly aligned. Overall misalignment is usually a combination of parallel misalignment β and angular misalignment α (\rightarrow fig. 1). The maximum allowable misalignment is $1/3$ degree. Higher values will cause tooth wear and reduce belt life. SKF recommends checking the pulleys when the drive is tensioned, since this will indicate misalignment from shaft deflections.
- 2 Check that pulleys are not worn. Inspect for erosion, which may be seen as pockets on the driving of the pulley (\rightarrow fig. 2).
Pulleys should be inspected every time a new belt is installed. They are consumable items and should be changed at the third belt installation or sooner if operating under severe conditions.
- 3 How to install timing belts?
 - Inspect pulleys and alignment
 - Install new belt over the pulleys
 - Measure the span length
 - Lengthen the centre distance or adjust the idler to set tension to a specific value
 - Use one of the methods described in tensioning chapter for timing belts
 - If possible, run the drive for approximately 5 minutes with or without load to take majority of tension decay
 - Re-tension to new belt tension value
 - Recheck belt tension, alignment and capscrew torque of tapered bushings after 8 hours of operation.
- 4 Maintenance
Periodic inspection is recommended. Factors to look for:
 - Belt tension – re-tension to previously used run-in belt tension if needed.
 - Belt condition – see section *Troubleshooting guide* on **page 152**.
 - Check alignment with the SKF Belt Alignment Tool
 - Check pulley conditions



Troubleshooting guide

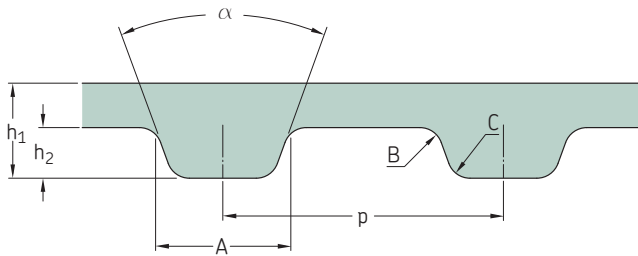
Table 15

Timing belt failure and troubleshooting guide

Problem	Possible causes	Solution
Excessive edge wear	Misaligned drive	Check pulley alignment
	Belt too wide	Check belt/pulley compatibility
	Bent or rough flange	Replace or repair the pulley
	Belts undertensioned	Check belt tension
Tooth shear	Excessive load, shock on the drive	Check drive design (power rating)
	Worn pulleys or excessive pulley runout	Replace pulleys
	Incorrect match of belt and pulleys	Check belt/pulley compatibility
	Belt overtensioned or undertensioned	Check belt tension
	Less than 6 teeth in mesh	Redesign the drive
Excessive tooth wear	Belt overtensioned or undertensioned	Check belt tension
	Excessive load	Check drive design (power rating)
	Misalignment	Check pulley alignment
	Worn pulleys	Replace pulleys
	Incorrect match of belt and pulleys	Check belt/pulley compatibility
Belts break	Damage of glass cord due to handling.	Follow proper handling procedure
	Debris in pulley, drive exposed to debris	Clean pulleys and protect drive
	Excessive load	Check drive design (power rating)
Backside cracks on the belt	Pulley diameter too low	Follow recommendations for minimum pulley diameter
	Backside idler	Use inside idler or increase backside idler diameter
	Belt runs out of temperature range	Try to control conditions
Excessive drive noise	Misalignment	Check pulley alignment
	Belt overtensioned or undertensioned	Check belt tension
	Too high belt speed (> 33 m/s)	Redesign the drive
	Excessive load	Check drive design (power rating)
Improper tracking	Misalignment	Check pulley alignment
	Too high centre distance (> 8× small pulley diameter)	Redesign the drive

SKF Classical Timing Belts

XL



Section	Number of teeth	Dimensions		h ₁	h ₂	A	B	p	C	α	Designation
		Pitch length									
		in.	mm							°	
XL	22	4,40	111,76	2,30	1,27	2,57	0,38	5,080	0,38	50	PHG 44-XL-...
	28	5,60	142,24	2,30	1,27	2,57	0,38	5,080	0,38	50	PHG 56-XL-...
	30	6,00	152,40	2,30	1,27	2,57	0,38	5,080	0,38	50	PHG 60-XL-...
	35	7,00	177,80	2,30	1,27	2,57	0,38	5,080	0,38	50	PHG 70-XL-...
	36	7,20	182,88	2,30	1,27	2,57	0,38	5,080	0,38	50	PHG 72-XL-...
	37	7,40	187,96	2,30	1,27	2,57	0,38	5,080	0,38	50	PHG 74-XL-...
	38	7,60	193,04	2,30	1,27	2,57	0,38	5,080	0,38	50	PHG 76-XL-...
	40	8,00	203,20	2,30	1,27	2,57	0,38	5,080	0,38	50	PHG 80-XL-...
	41	8,20	208,28	2,30	1,27	2,57	0,38	5,080	0,38	50	PHG 82-XL-...
	42	8,40	213,36	2,30	1,27	2,57	0,38	5,080	0,38	50	PHG 84-XL-...
	43	8,60	218,44	2,30	1,27	2,57	0,38	5,080	0,38	50	PHG 86-XL-...
	44	8,80	223,52	2,30	1,27	2,57	0,38	5,080	0,38	50	PHG 88-XL-...
	45	9,00	228,60	2,30	1,27	2,57	0,38	5,080	0,38	50	PHG 90-XL-...
	46	9,20	233,68	2,30	1,27	2,57	0,38	5,080	0,38	50	PHG 92-XL-...
	47	9,40	238,76	2,30	1,27	2,57	0,38	5,080	0,38	50	PHG 94-XL-...
	48	9,60	243,84	2,30	1,27	2,57	0,38	5,080	0,38	50	PHG 96-XL-...
	49	9,80	248,92	2,30	1,27	2,57	0,38	5,080	0,38	50	PHG 98-XL-...
	50	10,00	254,00	2,30	1,27	2,57	0,38	5,080	0,38	50	PHG 100-XL-...
	51	10,20	259,08	2,30	1,27	2,57	0,38	5,080	0,38	50	PHG 102-XL-...
	52	10,40	264,16	2,30	1,27	2,57	0,38	5,080	0,38	50	PHG 104-XL-...
	53	10,60	269,24	2,30	1,27	2,57	0,38	5,080	0,38	50	PHG 106-XL-...
	54	10,80	274,32	2,30	1,27	2,57	0,38	5,080	0,38	50	PHG 108-XL-...
	55	11,00	279,40	2,30	1,27	2,57	0,38	5,080	0,38	50	PHG 110-XL-...
	56	11,20	284,48	2,30	1,27	2,57	0,38	5,080	0,38	50	PHG 112-XL-...
	57	11,40	289,56	2,30	1,27	2,57	0,38	5,080	0,38	50	PHG 114-XL-...
	58	11,60	294,64	2,30	1,27	2,57	0,38	5,080	0,38	50	PHG 116-XL-...
	59	11,80	299,72	2,30	1,27	2,57	0,38	5,080	0,38	50	PHG 118-XL-...
	60	12,00	304,80	2,30	1,27	2,57	0,38	5,080	0,38	50	PHG 120-XL-...
	61	12,20	309,88	2,30	1,27	2,57	0,38	5,080	0,38	50	PHG 122-XL-...
	62	12,40	314,96	2,30	1,27	2,57	0,38	5,080	0,38	50	PHG 124-XL-...
	63	12,60	320,04	2,30	1,27	2,57	0,38	5,080	0,38	50	PHG 126-XL-...
	64	12,80	325,12	2,30	1,27	2,57	0,38	5,080	0,38	50	PHG 128-XL-...
	65	13,00	330,20	2,30	1,27	2,57	0,38	5,080	0,38	50	PHG 130-XL-...
	66	13,20	335,28	2,30	1,27	2,57	0,38	5,080	0,38	50	PHG 132-XL-...
	67	13,40	340,36	2,30	1,27	2,57	0,38	5,080	0,38	50	PHG 134-XL-...
	68	13,60	345,44	2,30	1,27	2,57	0,38	5,080	0,38	50	PHG 136-XL-...
	70	14,00	355,60	2,30	1,27	2,57	0,38	5,080	0,38	50	PHG 140-XL-...
	71	14,20	360,68	2,30	1,27	2,57	0,38	5,080	0,38	50	PHG 142-XL-...
	72	14,40	365,76	2,30	1,27	2,57	0,38	5,080	0,38	50	PHG 144-XL-...
	73	14,60	370,84	2,30	1,27	2,57	0,38	5,080	0,38	50	PHG 146-XL-...
	74	14,80	375,92	2,30	1,27	2,57	0,38	5,080	0,38	50	PHG 148-XL-...
	75	15,00	381,00	2,30	1,27	2,57	0,38	5,080	0,38	50	PHG 150-XL-...
	76	15,20	386,08	2,30	1,27	2,57	0,38	5,080	0,38	50	PHG 152-XL-...
	77	15,40	391,16	2,30	1,27	2,57	0,38	5,080	0,38	50	PHG 154-XL-...
	78	15,60	396,24	2,30	1,27	2,57	0,38	5,080	0,38	50	PHG 156-XL-...
	80	16,00	406,40	2,30	1,27	2,57	0,38	5,080	0,38	50	PHG 160-XL-...
	81	16,20	411,48	2,30	1,27	2,57	0,38	5,080	0,38	50	PHG 162-XL-...
	82	16,40	416,56	2,30	1,27	2,57	0,38	5,080	0,38	50	PHG 164-XL-...
	83	16,60	421,64	2,30	1,27	2,57	0,38	5,080	0,38	50	PHG 166-XL-...
	84	16,80	426,72	2,30	1,27	2,57	0,38	5,080	0,38	50	PHG 168-XL-...
	85	17,00	431,80	2,30	1,27	2,57	0,38	5,080	0,38	50	PHG 170-XL-...
	86	17,20	436,88	2,30	1,27	2,57	0,38	5,080	0,38	50	PHG 172-XL-...
	88	17,60	447,04	2,30	1,27	2,57	0,38	5,080	0,38	50	PHG 176-XL-...
	89	17,80	452,12	2,30	1,27	2,57	0,38	5,080	0,38	50	PHG 178-XL-...
	90	18,00	457,20	2,30	1,27	2,57	0,38	5,080	0,38	50	PHG 180-XL-...
	91	18,20	462,28	2,30	1,27	2,57	0,38	5,080	0,38	50	PHG 182-XL-...
	92	18,40	467,36	2,30	1,27	2,57	0,38	5,080	0,38	50	PHG 184-XL-...
	93	18,60	472,44	2,30	1,27	2,57	0,38	5,080	0,38	50	PHG 186-XL-...
	94	18,80	477,52	2,30	1,27	2,57	0,38	5,080	0,38	50	PHG 188-XL-...
	95	19,00	482,60	2,30	1,27	2,57	0,38	5,080	0,38	50	PHG 190-XL-...

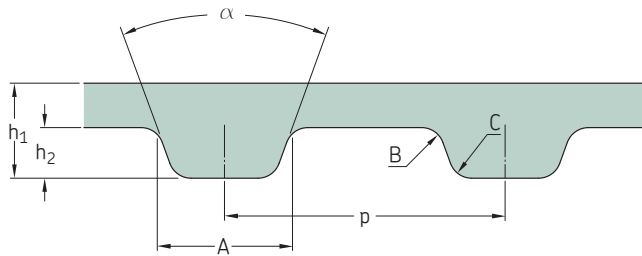
Non-standard lengths may also be available.

To complete designation, add three digits for belt width in 1/100th of an inch; e.g. for a 1/4" width add 025 or for a 3/8" width add 037.

Full sleeves are available, in various widths. Please contact your SKF Authorized Distributor.

SKF Classical Timing Belts

XL



Section	Number of teeth	Dimensions		h ₁	h ₂	A	B	p	C	α	Designation		
		Pitch length											
		in.	mm										
												°	-
XL	96	19,20	487,68	2,30	1,27	2,57	0,38	5,080	0,38	50	PHG 192-XL-...		
	97	19,40	492,76	2,30	1,27	2,57	0,38	5,080	0,38	50	PHG 194-XL-...		
	98	19,60	497,84	2,30	1,27	2,57	0,38	5,080	0,38	50	PHG 196-XL-...		
	99	19,80	502,92	2,30	1,27	2,57	0,38	5,080	0,38	50	PHG 198-XL-...		
	100	20,00	508,00	2,30	1,27	2,57	0,38	5,080	0,38	50	PHG 200-XL-...		
	101	20,20	513,08	2,30	1,27	2,57	0,38	5,080	0,38	50	PHG 202-XL-...		
	103	20,60	523,24	2,30	1,27	2,57	0,38	5,080	0,38	50	PHG 206-XL-...		
	104	20,80	528,32	2,30	1,27	2,57	0,38	5,080	0,38	50	PHG 208-XL-...		
	105	21,00	533,40	2,30	1,27	2,57	0,38	5,080	0,38	50	PHG 210-XL-...		
	106	21,20	538,48	2,30	1,27	2,57	0,38	5,080	0,38	50	PHG 212-XL-...		
	107	21,40	543,56	2,30	1,27	2,57	0,38	5,080	0,38	50	PHG 214-XL-...		
	109	21,80	553,72	2,30	1,27	2,57	0,38	5,080	0,38	50	PHG 218-XL-...		
	110	22,00	558,80	2,30	1,27	2,57	0,38	5,080	0,38	50	PHG 220-XL-...		
	113	22,60	574,04	2,30	1,27	2,57	0,38	5,080	0,38	50	PHG 226-XL-...		
	114	22,80	579,12	2,30	1,27	2,57	0,38	5,080	0,38	50	PHG 228-XL-...		
	115	23,00	584,20	2,30	1,27	2,57	0,38	5,080	0,38	50	PHG 230-XL-...		
	117	23,40	594,36	2,30	1,27	2,57	0,38	5,080	0,38	50	PHG 234-XL-...		
	118	23,60	599,44	2,30	1,27	2,57	0,38	5,080	0,38	50	PHG 236-XL-...		
	120	24,00	609,60	2,30	1,27	2,57	0,38	5,080	0,38	50	PHG 240-XL-...		
	124	24,80	629,92	2,30	1,27	2,57	0,38	5,080	0,38	50	PHG 248-XL-...		
	125	25,00	635,00	2,30	1,27	2,57	0,38	5,080	0,38	50	PHG 250-XL-...		
	128	25,60	650,24	2,30	1,27	2,57	0,38	5,080	0,38	50	PHG 256-XL-...		
	130	26,00	660,40	2,30	1,27	2,57	0,38	5,080	0,38	50	PHG 260-XL-...		
	132	26,40	670,56	2,30	1,27	2,57	0,38	5,080	0,38	50	PHG 264-XL-...		
	135	27,00	685,80	2,30	1,27	2,57	0,38	5,080	0,38	50	PHG 270-XL-...		
	137	27,40	695,96	2,30	1,27	2,57	0,38	5,080	0,38	50	PHG 274-XL-...		
	138	27,60	701,04	2,30	1,27	2,57	0,38	5,080	0,38	50	PHG 276-XL-...		
	140	28,00	711,20	2,30	1,27	2,57	0,38	5,080	0,38	50	PHG 280-XL-...		
	141	28,20	716,28	2,30	1,27	2,57	0,38	5,080	0,38	50	PHG 282-XL-...		
	143	28,60	726,44	2,30	1,27	2,57	0,38	5,080	0,38	50	PHG 286-XL-...		
	145	29,00	736,60	2,30	1,27	2,57	0,38	5,080	0,38	50	PHG 290-XL-...		
	150	30,00	762,00	2,30	1,27	2,57	0,38	5,080	0,38	50	PHG 300-XL-...		
	152	30,40	772,16	2,30	1,27	2,57	0,38	5,080	0,38	50	PHG 304-XL-...		
	153	30,60	777,24	2,30	1,27	2,57	0,38	5,080	0,38	50	PHG 306-XL-...		
	155	31,00	787,40	2,30	1,27	2,57	0,38	5,080	0,38	50	PHG 310-XL-...		
	158	31,60	802,64	2,30	1,27	2,57	0,38	5,080	0,38	50	PHG 316-XL-...		
	160	32,00	812,80	2,30	1,27	2,57	0,38	5,080	0,38	50	PHG 320-XL-...		
	161	32,20	817,88	2,30	1,27	2,57	0,38	5,080	0,38	50	PHG 322-XL-...		
	163	32,60	828,04	2,30	1,27	2,57	0,38	5,080	0,38	50	PHG 326-XL-...		
	165	33,00	838,20	2,30	1,27	2,57	0,38	5,080	0,38	50	PHG 330-XL-...		
	170	34,00	863,60	2,30	1,27	2,57	0,38	5,080	0,38	50	PHG 340-XL-...		
	172	34,40	873,76	2,30	1,27	2,57	0,38	5,080	0,38	50	PHG 344-XL-...		
	174	34,80	883,92	2,30	1,27	2,57	0,38	5,080	0,38	50	PHG 348-XL-...		
	176	35,20	894,08	2,30	1,27	2,57	0,38	5,080	0,38	50	PHG 352-XL-...		
	178	35,60	904,24	2,30	1,27	2,57	0,38	5,080	0,38	50	PHG 356-XL-...		
180	36,00	914,40	2,30	1,27	2,57	0,38	5,080	0,38	50	PHG 360-XL-...			
181	36,20	919,48	2,30	1,27	2,57	0,38	5,080	0,38	50	PHG 362-XL-...			
182	36,40	924,56	2,30	1,27	2,57	0,38	5,080	0,38	50	PHG 364-XL-...			
186	37,20	944,88	2,30	1,27	2,57	0,38	5,080	0,38	50	PHG 372-XL-...			
188	37,60	955,04	2,30	1,27	2,57	0,38	5,080	0,38	50	PHG 376-XL-...			
190	38,00	965,20	2,30	1,27	2,57	0,38	5,080	0,38	50	PHG 380-XL-...			
192	38,40	975,36	2,30	1,27	2,57	0,38	5,080	0,38	50	PHG 384-XL-...			
195	39,00	990,60	2,30	1,27	2,57	0,38	5,080	0,38	50	PHG 390-XL-...			
196	39,20	995,68	2,30	1,27	2,57	0,38	5,080	0,38	50	PHG 392-XL-...			
200	40,00	1016,00	2,30	1,27	2,57	0,38	5,080	0,38	50	PHG 400-XL-...			
206	41,20	1046,48	2,30	1,27	2,57	0,38	5,080	0,38	50	PHG 412-XL-...			
207	41,40	1051,56	2,30	1,27	2,57	0,38	5,080	0,38	50	PHG 414-XL-...			
212	42,40	1076,96	2,30	1,27	2,57	0,38	5,080	0,38	50	PHG 424-XL-...			
215	43,00	1092,20	2,30	1,27	2,57	0,38	5,080	0,38	50	PHG 430-XL-...			
216	43,20	1097,28	2,30	1,27	2,57	0,38	5,080	0,38	50	PHG 432-XL-...			

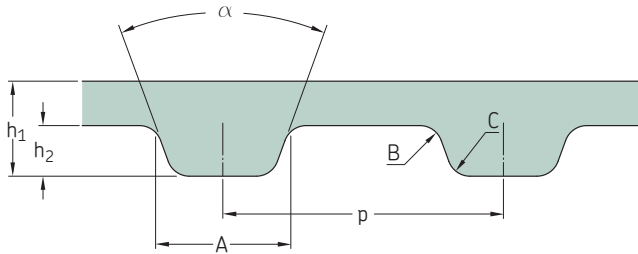
Non-standard lengths may also be available.

To complete designation, add three digits for belt width in 1/100th of an inch; e.g. for a 1/4" width add 025 or for a 3/8" width add 037.

Full sleeves are available, in various widths. Please contact your SKF Authorized Distributor.

SKF Classical Timing Belts

XL | L



Section	Number of teeth	Dimensions		h ₁	h ₂	A	B	p	C	α	Designation
		Pitch length									
		in.	mm							°	
XL	217	43,40	1 102,36	2,30	1,27	2,57	0,38	5,080	0,38	50	PHG 434-XL-...
	225	45,00	1 143,00	2,30	1,27	2,57	0,38	5,080	0,38	50	PHG 450-XL-...
	230	46,00	1 168,40	2,30	1,27	2,57	0,38	5,080	0,38	50	PHG 460-XL-...
	240	48,00	1 219,20	2,30	1,27	2,57	0,38	5,080	0,38	50	PHG 480-XL-...
	245	49,00	1 244,60	2,30	1,27	2,57	0,38	5,080	0,38	50	PHG 490-XL-...
	246	49,20	1 249,68	2,30	1,27	2,57	0,38	5,080	0,38	50	PHG 492-XL-...
	257	51,40	1 305,56	2,30	1,27	2,57	0,38	5,080	0,38	50	PHG 514-XL-...
	280	56,00	1 422,40	2,30	1,27	2,57	0,38	5,080	0,38	50	PHG 560-XL-...
	282	56,40	1 432,56	2,30	1,27	2,57	0,38	5,080	0,38	50	PHG 564-XL-...
	290	58,00	1 473,20	2,30	1,27	2,57	0,38	5,080	0,38	50	PHG 580-XL-...
	306	61,20	1 554,48	2,30	1,27	2,57	0,38	5,080	0,38	50	PHG 612-XL-...
	315	63,00	1 600,20	2,30	1,27	2,57	0,38	5,080	0,38	50	PHG 630-XL-...
	335	67,00	1 701,80	2,30	1,27	2,57	0,38	5,080	0,38	50	PHG 670-XL-...
	336	67,20	1 706,88	2,30	1,27	2,57	0,38	5,080	0,38	50	PHG 672-XL-...
	343	68,60	1 742,44	2,30	1,27	2,57	0,38	5,080	0,38	50	PHG 686-XL-...
	355	71,00	1 803,40	2,30	1,27	2,57	0,38	5,080	0,38	50	PHG 710-XL-...
	360	72,00	1 828,80	2,30	1,27	2,57	0,38	5,080	0,38	50	PHG 720-XL-...
	368	73,60	1 869,44	2,30	1,27	2,57	0,38	5,080	0,38	50	PHG 736-XL-...
	394	78,80	2 001,52	2,30	1,27	2,57	0,38	5,080	0,38	50	PHG 788-XL-...
	430	86,00	2 184,40	2,30	1,27	2,57	0,38	5,080	0,38	50	PHG 860-XL-...
	516	103,20	2 621,28	2,30	1,27	2,57	0,38	5,080	0,38	50	PHG 1032-XL-...
	610	122,00	3 098,80	2,30	1,27	2,57	0,38	5,080	0,38	50	PHG 1220-XL-...
	650	130,00	3 302,00	2,30	1,27	2,57	0,38	5,080	0,38	50	PHG 1300-XL-...
	747	149,40	3 794,76	2,30	1,27	2,57	0,38	5,080	0,38	50	PHG 1494-XL-...
1 064	212,80	5 405,12	2,30	1,27	2,57	0,38	5,080	0,38	50	PHG 2128-XL-...	
L	18	6,75	171,45	3,60	1,91	4,65	0,51	9,525	0,51	40	PHG 67-L-...
	26	9,75	247,65	3,60	1,91	4,65	0,51	9,525	0,51	40	PHG 98-L-...
	29	10,88	276,23	3,60	1,91	4,65	0,51	9,525	0,51	40	PHG 109-L-...
	30	11,25	285,75	3,60	1,91	4,65	0,51	9,525	0,51	40	PHG 113-L-...
	33	12,38	314,33	3,60	1,91	4,65	0,51	9,525	0,51	40	PHG 124-L-...
	35	13,13	333,38	3,60	1,91	4,65	0,51	9,525	0,51	40	PHG 130-L-...
	36	13,50	342,90	3,60	1,91	4,65	0,51	9,525	0,51	40	PHG 135-L-...
	38	14,25	361,95	3,60	1,91	4,65	0,51	9,525	0,51	40	PHG 143-L-...
	40	15,00	381,00	3,60	1,91	4,65	0,51	9,525	0,51	40	PHG 150-L-...
	41	15,38	390,53	3,60	1,91	4,65	0,51	9,525	0,51	40	PHG 154-L-...
	42	15,75	400,05	3,60	1,91	4,65	0,51	9,525	0,51	40	PHG 158-L-...
	43	16,13	409,58	3,60	1,91	4,65	0,51	9,525	0,51	40	PHG 160-L-...
	44	16,50	419,10	3,60	1,91	4,65	0,51	9,525	0,51	40	PHG 165-L-...
	45	16,88	428,63	3,60	1,91	4,65	0,51	9,525	0,51	40	PHG 169-L-...
	46	17,25	438,15	3,60	1,91	4,65	0,51	9,525	0,51	40	PHG 173-L-...
	47	17,63	447,68	3,60	1,91	4,65	0,51	9,525	0,51	40	PHG 177-L-...
	48	18,00	457,20	3,60	1,91	4,65	0,51	9,525	0,51	40	PHG 180-L-...
	49	18,38	466,73	3,60	1,91	4,65	0,51	9,525	0,51	40	PHG 185-L-...
	50	18,75	476,25	3,60	1,91	4,65	0,51	9,525	0,51	40	PHG 187-L-...
	51	19,13	485,78	3,60	1,91	4,65	0,51	9,525	0,51	40	PHG 191-L-...
	52	19,50	495,30	3,60	1,91	4,65	0,51	9,525	0,51	40	PHG 195-L-...
	54	20,25	514,35	3,60	1,91	4,65	0,51	9,525	0,51	40	PHG 203-L-...
	56	21,00	533,40	3,60	1,91	4,65	0,51	9,525	0,51	40	PHG 210-L-...
	57	21,38	542,93	3,60	1,91	4,65	0,51	9,525	0,51	40	PHG 214-L-...
	58	21,75	552,45	3,60	1,91	4,65	0,51	9,525	0,51	40	PHG 217-L-...
	60	22,50	571,50	3,60	1,91	4,65	0,51	9,525	0,51	40	PHG 225-L-...
	62	23,25	590,55	3,60	1,91	4,65	0,51	9,525	0,51	40	PHG 232-L-...
	63	23,60	599,44	3,60	1,91	4,65	0,51	9,525	0,51	40	PHG 236-L-...
	64	24,00	609,60	3,60	1,91	4,65	0,51	9,525	0,51	40	PHG 240-L-...
	65	24,38	619,13	3,60	1,91	4,65	0,51	9,525	0,51	40	PHG 244-L-...
	68	25,50	647,70	3,60	1,91	4,65	0,51	9,525	0,51	40	PHG 255-L-...
	69	25,80	655,32	3,60	1,91	4,65	0,51	9,525	0,51	40	PHG 258-L-...
70	26,25	666,75	3,60	1,91	4,65	0,51	9,525	0,51	40	PHG 263-L-...	
71	26,63	676,28	3,60	1,91	4,65	0,51	9,525	0,51	40	PHG 265-L-...	
72	27,00	685,80	3,60	1,91	4,65	0,51	9,525	0,51	40	PHG 270-L-...	

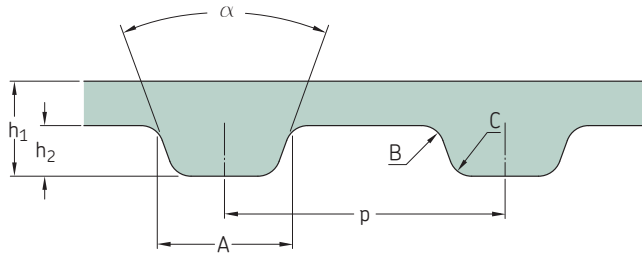
Non-standard lengths may also be available.

To complete designation, add three digits for belt width in 1/100th of an inch; e.g. for a 1/4" width add 025 or for a 3/8" width add 037.

Full sleeves are available, in various widths. Please contact your SKF Authorized Distributor.

SKF Classical Timing Belts

L



Section	Number of teeth	Dimensions		h ₁	h ₂	A	B	p	C	α	Designation
		Pitch length									
		in.	mm							°	
L	73	27,38	695,33	3,60	1,91	4,65	0,51	9,525	0,51	40	PHG 275-L-...
	74	27,75	704,85	3,60	1,91	4,65	0,51	9,525	0,51	40	PHG 277-L-...
	75	28,13	714,38	3,60	1,91	4,65	0,51	9,525	0,51	40	PHG 280-L-...
	76	28,50	723,90	3,60	1,91	4,65	0,51	9,525	0,51	40	PHG 285-L-...
	80	30,00	762,00	3,60	1,91	4,65	0,51	9,525	0,51	40	PHG 300-L-...
	81	30,38	771,53	3,60	1,91	4,65	0,51	9,525	0,51	40	PHG 304-L-...
	84	31,50	800,10	3,60	1,91	4,65	0,51	9,525	0,51	40	PHG 315-L-...
	85	31,88	809,63	3,60	1,91	4,65	0,51	9,525	0,51	40	PHG 320-L-...
	86	32,25	819,15	3,60	1,91	4,65	0,51	9,525	0,51	40	PHG 322-L-...
	87	32,63	828,68	3,60	1,91	4,65	0,51	9,525	0,51	40	PHG 328-L-...
	88	33,00	838,20	3,60	1,91	4,65	0,51	9,525	0,51	40	PHG 330-L-...
	89	33,38	847,73	3,60	1,91	4,65	0,51	9,525	0,51	40	PHG 334-L-...
	90	33,75	857,25	3,60	1,91	4,65	0,51	9,525	0,51	40	PHG 337-L-...
	91	34,13	866,78	3,60	1,91	4,65	0,51	9,525	0,51	40	PHG 341-L-...
	92	34,50	876,30	3,60	1,91	4,65	0,51	9,525	0,51	40	PHG 345-L-...
	94	35,25	895,35	3,60	1,91	4,65	0,51	9,525	0,51	40	PHG 352-L-...
	96	36,00	914,40	3,60	1,91	4,65	0,51	9,525	0,51	40	PHG 360-L-...
	98	36,75	933,45	3,60	1,91	4,65	0,51	9,525	0,51	40	PHG 367-L-...
	99	37,13	942,98	3,60	1,91	4,65	0,51	9,525	0,51	40	PHG 371-L-...
	100	37,50	952,50	3,60	1,91	4,65	0,51	9,525	0,51	40	PHG 375-L-...
	102	38,25	971,55	3,60	1,91	4,65	0,51	9,525	0,51	40	PHG 382-L-...
	103	38,63	981,08	3,60	1,91	4,65	0,51	9,525	0,51	40	PHG 387-L-...
	104	39,00	990,60	3,60	1,91	4,65	0,51	9,525	0,51	40	PHG 390-L-...
	105	39,38	1 000,13	3,60	1,91	4,65	0,51	9,525	0,51	40	PHG 394-L-...
	106	39,75	1 009,65	3,60	1,91	4,65	0,51	9,525	0,51	40	PHG 397-L-...
	108	40,50	1 028,70	3,60	1,91	4,65	0,51	9,525	0,51	40	PHG 405-L-...
	109	40,88	1 038,23	3,60	1,91	4,65	0,51	9,525	0,51	40	PHG 408-L-...
	110	41,25	1 047,75	3,60	1,91	4,65	0,51	9,525	0,51	40	PHG 412-L-...
	112	42,00	1 066,80	3,60	1,91	4,65	0,51	9,525	0,51	40	PHG 420-L-...
	114	42,75	1 085,85	3,60	1,91	4,65	0,51	9,525	0,51	40	PHG 427-L-...
	116	43,50	1 104,90	3,60	1,91	4,65	0,51	9,525	0,51	40	PHG 435-L-...
	117	43,88	1 114,43	3,60	1,91	4,65	0,51	9,525	0,51	40	PHG 439-L-...
	119	44,20	1 122,68	3,60	1,91	4,65	0,51	9,525	0,51	40	PHG 442-L-...
	120	45,00	1 143,00	3,60	1,91	4,65	0,51	9,525	0,51	40	PHG 450-L-...
	121	45,38	1 152,53	3,60	1,91	4,65	0,51	9,525	0,51	40	PHG 453-L-...
	123	46,13	1 171,70	3,60	1,91	4,65	0,51	9,525	0,51	40	PHG 461-L-...
	124	46,50	1 181,10	3,60	1,91	4,65	0,51	9,525	0,51	40	PHG 465-L-...
	128	48,00	1 219,20	3,60	1,91	4,65	0,51	9,525	0,51	40	PHG 480-L-...
	132	49,50	1 257,30	3,60	1,91	4,65	0,51	9,525	0,51	40	PHG 495-L-...
	133	50,00	1 270,00	3,60	1,91	4,65	0,51	9,525	0,51	40	PHG 500-L-...
	136	51,00	1 295,40	3,60	1,91	4,65	0,51	9,525	0,51	40	PHG 510-L-...
	138	51,80	1 315,72	3,60	1,91	4,65	0,51	9,525	0,51	40	PHG 518-L-...
	140	52,50	1 333,50	3,60	1,91	4,65	0,51	9,525	0,51	40	PHG 525-L-...
	144	54,00	1 371,60	3,60	1,91	4,65	0,51	9,525	0,51	40	PHG 540-L-...
	148	55,50	1 409,70	3,60	1,91	4,65	0,51	9,525	0,51	40	PHG 555-L-...
	148	54,80	1 391,92	3,60	1,91	4,65	0,51	9,525	0,51	40	PHG 548-L-...
	152	57,00	1 447,80	3,60	1,91	4,65	0,51	9,525	0,51	40	PHG 570-L-...
	153	57,38	1 457,33	3,60	1,91	4,65	0,51	9,525	0,51	40	PHG 574-L-...
	155	58,13	1 476,38	3,60	1,91	4,65	0,51	9,525	0,51	40	PHG 581-L-...
	156	58,50	1 485,90	3,60	1,91	4,65	0,51	9,525	0,51	40	PHG 585-L-...
	160	60,00	1 524,00	3,60	1,91	4,65	0,51	9,525	0,51	40	PHG 600-L-...
	165	61,88	1571,63	3,60	1,91	4,65	0,51	9,525	0,51	40	PHG 619-L-...
	168	63,00	1600,2	3,60	1,91	4,65	0,51	9,525	0,51	40	PHG 630-L-...
	169	63,38	1609,73	3,60	1,91	4,65	0,51	9,525	0,51	40	PHG 634-L-...
	176	66,00	1676,4	3,60	1,91	4,65	0,51	9,525	0,51	40	PHG 660-L-...
	185	69,38	1762,13	3,60	1,91	4,65	0,51	9,525	0,51	40	PHG 694-L-...
	186	69,75	1771,65	3,60	1,91	4,65	0,51	9,525	0,51	40	PHG 697-L-...
	187	70,13	1781,3	3,60	1,91	4,65	0,51	9,525	0,51	40	PHG 701-L-...
	192	72,00	1828,8	3,60	1,91	4,65	0,51	9,525	0,51	40	PHG 720-L-...
	194	72,75	1847,85	3,60	1,91	4,65	0,51	9,525	0,51	40	PHG 728-L-...
	195	73,13	1857,38	3,60	1,91	4,65	0,51	9,525	0,51	40	PHG 731-L-...

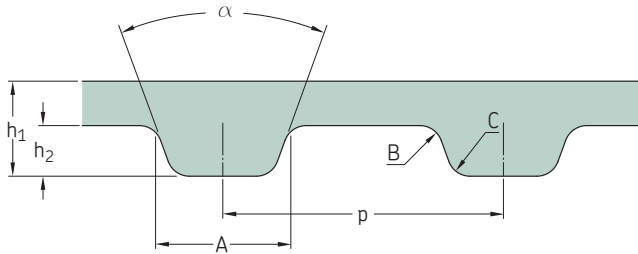
Non-standard lengths may also be available.

To complete designation, add three digits for belt width in 1/100th of an inch; e.g. for a 1/4" width add 025 or for a 3/8" width add 037.

Full sleeves are available, in various widths. Please contact your SKF Authorized Distributor.

SKF Classical Timing Belts

L | H



Section	Number of teeth	Dimensions		h ₁	h ₂	A	B	p	C	α	Designation	
		Pitch length										
		in.	mm							°		
L	204	76,50	1943,1	3,60	1,91	4,65	0,51	9,525	0,51	40	PHG 765-L-...	
	218	81,75	2076,45	3,60	1,91	4,65	0,51	9,525	0,51	40	PHG 817-L-...	
	224	84,00	2133,6	3,60	1,91	4,65	0,51	9,525	0,51	40	PHG 840-L-...	
	228	85,50	2171,7	3,60	1,91	4,65	0,51	9,525	0,51	40	PHG 855-L-...	
	230	86,25	2190,75	3,60	1,91	4,65	0,51	9,525	0,51	40	PHG 863-L-...	
	232	87,00	2209,8	3,60	1,91	4,65	0,51	9,525	0,51	40	PHG 870-L-...	
	235	88,13	2238,38	3,60	1,91	4,65	0,51	9,525	0,51	40	PHG 881-L-...	
	240	90,00	2286	3,60	1,91	4,65	0,51	9,525	0,51	40	PHG 900-L-...	
	244	91,50	2324,1	3,60	1,91	4,65	0,51	9,525	0,51	40	PHG 915-L-...	
	249	93,38	2371,73	3,60	1,91	4,65	0,51	9,525	0,51	40	PHG 934-L-...	
	261	98,00	2489,2	3,60	1,91	4,65	0,51	9,525	0,51	40	PHG 980-L-...	
	274	102,75	2609,85	3,60	1,91	4,65	0,51	9,525	0,51	40	PHG 1028-L-...	
	306	114,75	2914,65	3,60	1,91	4,65	0,51	9,525	0,51	40	PHG 1148-L-...	
	318	119,25	3028,95	3,60	1,91	4,65	0,51	9,525	0,51	40	PHG 1192-L-...	
	375	140,63	3571,88	3,60	1,91	4,65	0,51	9,525	0,51	40	PHG 1406-L-...	
	378	141,75	3600,45	3,60	1,91	4,65	0,51	9,525	0,51	40	PHG 1418-L-...	
	447	167,63	4257,68	3,60	1,91	4,65	0,51	9,525	0,51	40	PHG 1675-L-...	
	530	198,75	5048,25	3,60	1,91	4,65	0,51	9,525	0,51	40	PHG 1998-L-...	
	H	29	14,50	368,3	4,30	2,29	6,12	1,02	12,00	1,02	40	PHG 145-H-...
		37	18,50	469,9	4,30	2,29	6,12	1,02	12,00	1,02	40	PHG 185-H-...
40		20,00	508	4,30	2,29	6,12	1,02	12,00	1,02	40	PHG 200-H-...	
41		20,50	520,7	4,30	2,29	6,12	1,02	12,00	1,02	40	PHG 205-H-...	
42		21,00	533,4	4,30	2,29	6,12	1,02	12,00	1,02	40	PHG 210-H-...	
44		22,00	558,8	4,30	2,29	6,12	1,02	12,00	1,02	40	PHG 220-H-...	
45		22,50	571,5	4,30	2,29	6,12	1,02	12,00	1,02	40	PHG 225-H-...	
46		23,00	584,2	4,30	2,29	6,12	1,02	12,00	1,02	40	PHG 230-H-...	
48		24,00	609,6	4,30	2,29	6,12	1,02	12,00	1,02	40	PHG 240-H-...	
49		24,50	622,3	4,30	2,29	6,12	1,02	12,00	1,02	40	PHG 245-H-...	
50		25,00	635	4,30	2,29	6,12	1,02	12,00	1,02	40	PHG 250-H-...	
51		25,50	647,7	4,30	2,29	6,12	1,02	12,00	1,02	40	PHG 255-H-...	
52		26,00	660,4	4,30	2,29	6,12	1,02	12,00	1,02	40	PHG 260-H-...	
54		27,00	685,8	4,30	2,29	6,12	1,02	12,00	1,02	40	PHG 270-H-...	
56		28,00	711,2	4,30	2,29	6,12	1,02	12,00	1,02	40	PHG 280-H-...	
57		28,50	723,9	4,30	2,29	6,12	1,02	12,00	1,02	40	PHG 285-H-...	
58		29,00	736,6	4,30	2,29	6,12	1,02	12,00	1,02	40	PHG 290-H-...	
60		30,00	762	4,30	2,29	6,12	1,02	12,00	1,02	40	PHG 300-H-...	
62		31,00	787,4	4,30	2,29	6,12	1,02	12,00	1,02	40	PHG 310-H-...	
63		31,50	800,1	4,30	2,29	6,12	1,02	12,00	1,02	40	PHG 315-H-...	
64		32,00	812,8	4,30	2,29	6,12	1,02	12,00	1,02	40	PHG 320-H-...	
65		32,50	825,5	4,30	2,29	6,12	1,02	12,00	1,02	40	PHG 325-H-...	
66		33,00	838,2	4,30	2,29	6,12	1,02	12,00	1,02	40	PHG 330-H-...	
67		33,50	850,9	4,30	2,29	6,12	1,02	12,00	1,02	40	PHG 335-H-...	
68		34,00	863,6	4,30	2,29	6,12	1,02	12,00	1,02	40	PHG 340-H-...	
69		34,50	876,3	4,30	2,29	6,12	1,02	12,00	1,02	40	PHG 345-H-...	
70		35,00	889	4,30	2,29	6,12	1,02	12,00	1,02	40	PHG 350-H-...	
71		35,50	901,7	4,30	2,29	6,12	1,02	12,00	1,02	40	PHG 355-H-...	
72		36,00	914,4	4,30	2,29	6,12	1,02	12,00	1,02	40	PHG 360-H-...	
73		36,50	927,1	4,30	2,29	6,12	1,02	12,00	1,02	40	PHG 365-H-...	
74		37,00	939,8	4,30	2,29	6,12	1,02	12,00	1,02	40	PHG 370-H-...	
75		37,50	952,5	4,30	2,29	6,12	1,02	12,00	1,02	40	PHG 375-H-...	
76		38,00	965,2	4,30	2,29	6,12	1,02	12,00	1,02	40	PHG 380-H-...	
78		39,00	990,6	4,30	2,29	6,12	1,02	12,00	1,02	40	PHG 390-H-...	
79		39,50	1 003,30	4,30	2,29	6,12	1,02	12,00	1,02	40	PHG 395-H-...	
80		40,00	1 016,00	4,30	2,29	6,12	1,02	12,00	1,02	40	PHG 400-H-...	
81		40,50	1 028,70	4,30	2,29	6,12	1,02	12,00	1,02	40	PHG 405-H-...	
82		41,00	1 041,40	4,30	2,29	6,12	1,02	12,00	1,02	40	PHG 410-H-...	
84		42,00	1 066,80	4,30	2,29	6,12	1,02	12,00	1,02	40	PHG 420-H-...	
85		42,50	1 079,50	4,30	2,29	6,12	1,02	12,00	1,02	40	PHG 425-H-...	
86		43,00	1 092,20	4,30	2,29	6,12	1,02	12,00	1,02	40	PHG 430-H-...	

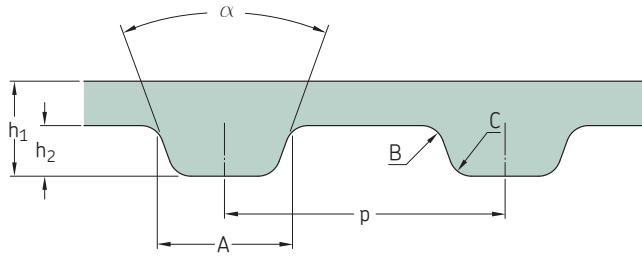
Non-standard lengths may also be available.

To complete designation, add three digits for belt width in 1/100th of an inch; e.g. for a 1/4" width add 025 or for a 3/8" width add 037.

Full sleeves are available, in various widths. Please contact your SKF Authorized Distributor.

SKF Classical Timing Belts

H



Section	Number of teeth	Dimensions		h ₁	h ₂	A	B	p	C	α	Designation
		Pitch length									
		in.	mm							°	
H	89	44,50	1 130,30	4,30	2,29	6,12	1,02	12,00	1,02	40	PHG 445-H-...
	90	45,00	1 143,00	4,30	2,29	6,12	1,02	12,00	1,02	40	PHG 450-H-...
	91	45,50	1 155,70	4,30	2,29	6,12	1,02	12,00	1,02	40	PHG 455-H-...
	92	46,00	1 168,40	4,30	2,29	6,12	1,02	12,00	1,02	40	PHG 460-H-...
	93	46,50	1 181,10	4,30	2,29	6,12	1,02	12,00	1,02	40	PHG 465-H-...
	96	48,00	1 219,20	4,30	2,29	6,12	1,02	12,70	1,02	40	PHG 480-H-...
	97	48,50	1 231,90	4,30	2,29	6,12	1,02	12,70	1,02	40	PHG 485-H-...
	98	49,00	1 244,60	4,30	2,29	6,12	1,02	12,70	1,02	40	PHG 490-H-...
	100	50,00	1 270,00	4,30	2,29	6,12	1,02	12,70	1,02	40	PHG 500-H-...
	102	51,00	1 295,40	4,30	2,29	6,12	1,02	12,70	1,02	40	PHG 510-H-...
	103	51,50	1 308,10	4,30	2,29	6,12	1,02	12,70	1,02	40	PHG 515-H-...
	104	52,00	1 320,80	4,30	2,29	6,12	1,02	12,70	1,02	40	PHG 520-H-...
	105	52,50	1 333,50	4,30	2,29	6,12	1,02	12,70	1,02	40	PHG 525-H-...
	106	53,00	1 346,20	4,30	2,29	6,12	1,02	12,70	1,02	40	PHG 530-H-...
	107	53,50	1 358,90	4,30	2,29	6,12	1,02	12,70	1,02	40	PHG 535-H-...
	108	54,00	1 371,60	4,30	2,29	6,12	1,02	12,70	1,02	40	PHG 540-H-...
	110	55,00	1 397,00	4,30	2,29	6,12	1,02	12,70	1,02	40	PHG 550-H-...
	111	55,50	1 409,70	4,30	2,29	6,12	1,02	12,70	1,02	40	PHG 555-H-...
	112	56,00	1 422,40	4,30	2,29	6,12	1,02	12,70	1,02	40	PHG 560-H-...
	113	56,50	1 435,10	4,30	2,29	6,12	1,02	12,70	1,02	40	PHG 565-H-...
	114	57	1 447,8	4,3	2,29	6,12	1,02	12,7	1,02	40	PHG 570-H-...
	116	58	1 473,2	4,3	2,29	6,12	1,02	12,7	1,02	40	PHG 580-H-...
	117	58,5	1 485,9	4,3	2,29	6,12	1,02	12,7	1,02	40	PHG 585-H-...
	118	59	1 498,6	4,3	2,29	6,12	1,02	12,7	1,02	40	PHG 590-H-...
	120	60	1 524	4,3	2,29	6,12	1,02	12,7	1,02	40	PHG 600-H-...
	121	60,5	1 536,7	4,3	2,29	6,12	1,02	12,7	1,02	40	PHG 605-H-...
	122	61	1 549,4	4,3	2,29	6,12	1,02	12,7	1,02	40	PHG 610-H-...
	125	62,5	1 587,5	4,3	2,29	6,12	1,02	12,7	1,02	40	PHG 625-H-...
	126	63	1 600,2	4,3	2,29	6,12	1,02	12,7	1,02	40	PHG 630-H-...
	128	64	1 625,6	4,3	2,29	6,12	1,02	12,7	1,02	40	PHG 640-H-...
	130	65	1 651	4,3	2,29	6,12	1,02	12,7	1,02	40	PHG 650-H-...
	132	66	1 676,4	4,3	2,29	6,12	1,02	12,7	1,02	40	PHG 660-H-...
	134	67	1 701,8	4,3	2,29	6,12	1,02	12,7	1,02	40	PHG 670-H-...
	136	68	1 727,2	4,3	2,29	6,12	1,02	12,7	1,02	40	PHG 680-H-...
	138	69	1 752,6	4,3	2,29	6,12	1,02	12,7	1,02	40	PHG 690-H-...
	139	69,5	1 765,3	4,3	2,29	6,12	1,02	12,7	1,02	40	PHG 695-H-...
	140	70	1 778	4,3	2,29	6,12	1,02	12,7	1,02	40	PHG 700-H-...
	142	71	1 803,4	4,3	2,29	6,12	1,02	12,7	1,02	40	PHG 710-H-...
	144	72	1 828,8	4,3	2,29	6,12	1,02	12,7	1,02	40	PHG 720-H-...
	145	72,5	1 841,5	4,3	2,29	6,12	1,02	12,7	1,02	40	PHG 725-H-...
146	73	1 854,2	4,3	2,29	6,12	1,02	12,7	1,02	40	PHG 730-H-...	
148	74	1 879,6	4,3	2,29	6,12	1,02	12,7	1,02	40	PHG 740-H-...	
150	75	1 905	4,3	2,29	6,12	1,02	12,7	1,02	40	PHG 750-H-...	
154	77	1 955,8	4,3	2,29	6,12	1,02	12,7	1,02	40	PHG 770-H-...	
155	77,5	1 968,5	4,3	2,29	6,12	1,02	12,7	1,02	40	PHG 775-H-...	
157	78,5	1 993,9	4,3	2,29	6,12	1,02	12,7	1,02	40	PHG 785-H-...	
160	80	2 032	4,3	2,29	6,12	1,02	12,7	1,02	40	PHG 800-H-...	
162	81	2 057,4	4,3	2,29	6,12	1,02	12,7	1,02	40	PHG 810-H-...	
164	82	2 082,8	4,3	2,29	6,12	1,02	12,7	1,02	40	PHG 820-H-...	
166	83	2 108,2	4,3	2,29	6,12	1,02	12,7	1,02	40	PHG 830-H-...	
168	84	2 133,6	4,3	2,29	6,12	1,02	12,7	1,02	40	PHG 840-H-...	
170	85	2 159	4,3	2,29	6,12	1,02	12,7	1,02	40	PHG 850-H-...	
172	86	2 184,4	4,3	2,29	6,12	1,02	12,7	1,02	40	PHG 860-H-...	
176	88	2 235,2	4,3	2,29	6,12	1,02	12,7	1,02	40	PHG 880-H-...	
179	89,5	2 273,3	4,3	2,29	6,12	1,02	12,7	1,02	40	PHG 895-H-...	
180	90	2 286	4,3	2,29	6,12	1,02	12,7	1,02	40	PHG 900-H-...	
184	92	2 336,8	4,3	2,29	6,12	1,02	12,7	1,02	40	PHG 920-H-...	
186	93	2 362,2	4,3	2,29	6,12	1,02	12,7	1,02	40	PHG 930-H-...	
190	95	2 413	4,3	2,29	6,12	1,02	12,7	1,02	40	PHG 950-H-...	
192	96	2 438,4	4,3	2,29	6,12	1,02	12,7	1,02	40	PHG 960-H-...	
196	98	2 489,2	4,3	2,29	6,12	1,02	12,7	1,02	40	PHG 980-H-...	

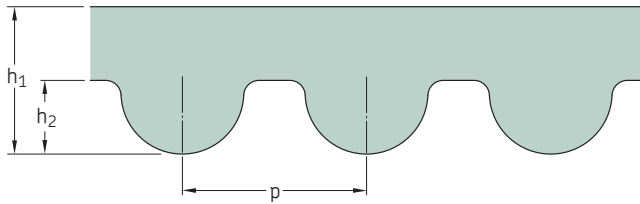
Non-standard lengths may also be available.

To complete designation, add three digits for belt width in 1/100th of an inch; e.g. for a 1/4" width add 025 or for a 3/8" width add 037.

Full sleeves are available, in various widths. Please contact your SKF Authorized Distributor.

SKF HiTD Belts

5M

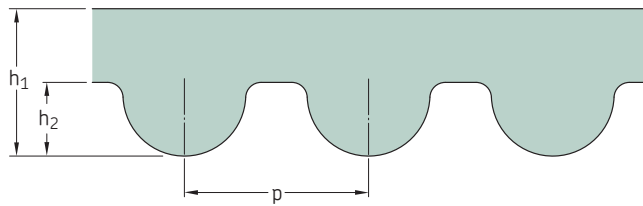


Section	Number of teeth per side	Dimensions Pitch length			Designation	Section	Number of teeth per side	Dimensions Pitch length			Designation		
		h_1	h_2	p				h_1	h_2	p			
		mm					mm						
5M	40	200	3,6	2,10	5,0	PHG 200-5M-...	5M	115	575	3,6	2,10	5,0	PHG 575-5M-...
	42	210	3,6	2,10	5,0	PHG 210-5M-...		116	580	3,6	2,10	5,0	PHG 580-5M-...
	43	215	3,6	2,10	5,0	PHG 215-5M-...		117	585	3,6	2,10	5,0	PHG 585-5M-...
	45	225	3,6	2,10	5,0	PHG 225-5M-...		118	590	3,6	2,10	5,0	PHG 590-5M-...
	46	230	3,6	2,10	5,0	PHG 230-5M-...		120	600	3,6	2,10	5,0	PHG 600-5M-...
	47	235	3,6	2,10	5,0	PHG 235-5M-...		121	605	3,6	2,10	5,0	PHG 605-5M-...
	49	245	3,6	2,10	5,0	PHG 245-5M-...		122	610	3,6	2,10	5,0	PHG 610-5M-...
	50	250	3,6	2,10	5,0	PHG 250-5M-...		123	615	3,6	2,10	5,0	PHG 615-5M-...
	51	255	3,6	2,10	5,0	PHG 255-5M-...		124	620	3,6	2,10	5,0	PHG 620-5M-...
	52	260	3,6	2,10	5,0	PHG 260-5M-...		125	625	3,6	2,10	5,0	PHG 625-5M-...
	53	265	3,6	2,10	5,0	PHG 265-5M-...		126	630	3,6	2,10	5,0	PHG 630-5M-...
	54	270	3,6	2,10	5,0	PHG 270-5M-...		127	635	3,6	2,10	5,0	PHG 635-5M-...
	56	280	3,6	2,10	5,0	PHG 280-5M-...		128	640	3,6	2,10	5,0	PHG 640-5M-...
	57	285	3,6	2,10	5,0	PHG 285-5M-...		129	645	3,6	2,10	5,0	PHG 645-5M-...
	59	295	3,6	2,10	5,0	PHG 295-5M-...		130	650	3,6	2,10	5,0	PHG 650-5M-...
	60	300	3,6	2,10	5,0	PHG 300-5M-...		131	655	3,6	2,10	5,0	PHG 655-5M-...
	61	305	3,6	2,10	5,0	PHG 305-5M-...		133	665	3,6	2,10	5,0	PHG 665-5M-...
	62	310	3,6	2,10	5,0	PHG 310-5M-...		134	670	3,6	2,10	5,0	PHG 670-5M-...
	64	320	3,6	2,10	5,0	PHG 320-5M-...		135	675	3,6	2,10	5,0	PHG 675-5M-...
	65	325	3,6	2,10	5,0	PHG 325-5M-...		137	685	3,6	2,10	5,0	PHG 685-5M-...
	66	330	3,6	2,10	5,0	PHG 330-5M-...		138	690	3,6	2,10	5,0	PHG 690-5M-...
	68	340	3,6	2,10	5,0	PHG 340-5M-...		139	695	3,6	2,10	5,0	PHG 695-5M-...
	69	345	3,6	2,10	5,0	PHG 345-5M-...		140	700	3,6	2,10	5,0	PHG 700-5M-...
	70	350	3,6	2,10	5,0	PHG 350-5M-...		142	710	3,6	2,10	5,0	PHG 710-5M-...
	72	360	3,6	2,10	5,0	PHG 360-5M-...		142	710	3,6	2,10	5,0	PHG 715-5M-...
	73	365	3,6	2,10	5,0	PHG 365-5M-...		144	720	3,6	2,10	5,0	PHG 720-5M-...
	74	370	3,6	2,10	5,0	PHG 370-5M-...		145	725	3,6	2,10	5,0	PHG 725-5M-...
	75	375	3,6	2,10	5,0	PHG 375-5M-...		148	740	3,6	2,10	5,0	PHG 740-5M-...
	76	380	3,6	2,10	5,0	PHG 380-5M-...		149	745	3,6	2,10	5,0	PHG 745-5M-...
	77	385	3,6	2,10	5,0	PHG 385-5M-...		150	750	3,6	2,10	5,0	PHG 750-5M-...
	78	390	3,6	2,10	5,0	PHG 390-5M-...		151	755	3,6	2,10	5,0	PHG 755-5M-...
	79	395	3,6	2,10	5,0	PHG 395-5M-...		154	770	3,6	2,10	5,0	PHG 770-5M-...
	80	400	3,6	2,10	5,0	PHG 400-5M-...		155	775	3,6	2,10	5,0	PHG 775-5M-...
	80	400	3,6	2,10	5,0	PHG 405-5M-...		156	780	3,6	2,10	5,0	PHG 780-5M-...
	82	410	3,6	2,10	5,0	PHG 410-5M-...		158	790	3,6	2,10	5,0	PHG 790-5M-...
	84	420	3,6	2,10	5,0	PHG 420-5M-...		160	800	3,6	2,10	5,0	PHG 800-5M-...
	85	425	3,6	2,10	5,0	PHG 425-5M-...		162	810	3,6	2,10	5,0	PHG 810-5M-...
	86	430	3,6	2,10	5,0	PHG 430-5M-...		165	825	3,6	2,10	5,0	PHG 825-5M-...
	87	435	3,6	2,10	5,0	PHG 435-5M-...		166	830	3,6	2,10	5,0	PHG 830-5M-...
	88	440	3,6	2,10	5,0	PHG 440-5M-...		167	835	3,6	2,10	5,0	PHG 835-5M-...
	89	445	3,6	2,10	5,0	PHG 445-5M-...		170	850	3,6	2,10	5,0	PHG 850-5M-...
	90	450	3,6	2,10	5,0	PHG 450-5M-...		172	860	3,6	2,10	5,0	PHG 860-5M-...
	92	460	3,6	2,10	5,0	PHG 460-5M-...		174	870	3,6	2,10	5,0	PHG 870-5M-...
	93	465	3,6	2,10	5,0	PHG 465-5M-...		178	890	3,6	2,10	5,0	PHG 890-5M-...
	94	470	3,6	2,10	5,0	PHG 470-5M-...		180	900	3,6	2,10	5,0	PHG 900-5M-...
	95	475	3,6	2,10	5,0	PHG 475-5M-...		182	910	3,6	2,10	5,0	PHG 910-5M-...
	96	480	3,6	2,10	5,0	PHG 480-5M-...		184	920	3,6	2,10	5,0	PHG 920-5M-...
	98	490	3,6	2,10	5,0	PHG 490-5M-...		185	925	3,6	2,10	5,0	PHG 925-5M-...
	100	500	3,6	2,10	5,0	PHG 500-5M-...		187	935	3,6	2,10	5,0	PHG 935-5M-...
	101	505	3,6	2,10	5,0	PHG 505-5M-...		188	940	3,6	2,10	5,0	PHG 940-5M-...
	102	510	3,6	2,10	5,0	PHG 510-5M-...		190	950	3,6	2,10	5,0	PHG 950-5M-...
	104	520	3,6	2,10	5,0	PHG 520-5M-...		192	960	3,6	2,10	5,0	PHG 960-5M-...
	105	525	3,6	2,10	5,0	PHG 525-5M-...		193	965	3,6	2,10	5,0	PHG 965-5M-...
	106	530	3,6	2,10	5,0	PHG 530-5M-...		195	975	3,6	2,10	5,0	PHG 975-5M-...
	107	535	3,6	2,10	5,0	PHG 535-5M-...		196	980	3,6	2,10	5,0	PHG 980-5M-...
	108	540	3,6	2,10	5,0	PHG 540-5M-...		200	1 000	3,6	2,10	5,0	PHG 1000-5M-...
	110	550	3,6	2,10	5,0	PHG 550-5M-...		205	1 025	3,6	2,10	5,0	PHG 1025-5M-...
	112	560	3,6	2,10	5,0	PHG 560-5M-...		207	1 035	3,6	2,10	5,0	PHG 1035-5M-...
	113	565	3,6	2,10	5,0	PHG 565-5M-...		210	1 050	3,6	2,10	5,0	PHG 1050-5M-...
	114	570	3,6	2,10	5,0	PHG 570-5M-...		220	1 100	3,6	2,10	5,0	PHG 1100-5M-...

Non-standard lengths may also be available.
 To complete designation, add belt width in mm.
 Full sleeves are available, in various widths. Please contact your SKF Authorized Distributor.

SKF HiTD Belts

8M | 14M

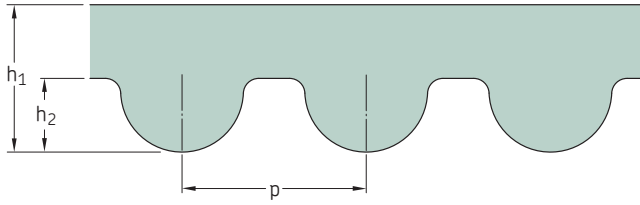


Section	Number of teeth per side	Dimensions Pitch length	Dimensions			Designation	Section	Number of teeth per side	Dimensions Pitch length	Dimensions			Designation	
			h_1	h_2	p					h_1	h_2	p		
-	-	mm	-	-	-	-	-	mm	-	-	-	-		
8M	130	1 040	5,6	3,88	8,0	PHG 1040-8M-...	8M	240	1 920	5,6	3,88	8,0	PHG 1920-8M-...	
	132	1 056	5,6	3,88	8,0	PHG 1056-8M-...		242	1 936	5,6	3,88	8,0	PHG 1936-8M-...	
	133	1 064	5,6	3,88	8,0	PHG 1064-8M-...		244	1 952	5,6	3,88	8,0	PHG 1952-8M-...	
	135	1 080	5,6	3,88	8,0	PHG 1080-8M-...		250	2 000	5,6	3,88	8,0	PHG 2000-8M-...	
	138	1 104	5,6	3,88	8,0	PHG 1104-8M-...		260	2 080	5,6	3,88	8,0	PHG 2080-8M-...	
	139	1 112	5,6	3,88	8,0	PHG 1112-8M-...		262	2 096	5,6	3,88	8,0	PHG 2096-8M-...	
	140	1 120	5,6	3,88	8,0	PHG 1120-8M-...		263	2 104	5,6	3,88	8,0	PHG 2104-8M-...	
	141	1 128	5,6	3,88	8,0	PHG 1128-8M-...		267	2 136	5,6	3,88	8,0	PHG 2136-8M-...	
	142	1 136	5,6	3,88	8,0	PHG 1136-8M-...		270	2 160	5,6	3,88	8,0	PHG 2160-8M-...	
	144	1 152	5,6	3,88	8,0	PHG 1152-8M-...		276	2 208	5,6	3,88	8,0	PHG 2208-8M-...	
	145	1 160	5,6	3,88	8,0	PHG 1160-8M-...		280	2 240	5,6	3,88	8,0	PHG 2240-8M-...	
	146	1 168	5,6	3,88	8,0	PHG 1168-8M-...		281	2 248	5,6	3,88	8,0	PHG 2248-8M-...	
	148	1 184	5,6	3,88	8,0	PHG 1184-8M-...		288	2 304	5,6	3,88	8,0	PHG 2304-8M-...	
	149	1 192	5,6	3,88	8,0	PHG 1192-8M-...		291	2 328	5,6	3,88	8,0	PHG 2328-8M-...	
	150	1 200	5,6	3,88	8,0	PHG 1200-8M-...		299	2 392	5,6	3,88	8,0	PHG 2392-8M-...	
	151	1 208	5,6	3,88	8,0	PHG 1208-8M-...		300	2 400	5,6	3,88	8,0	PHG 2400-8M-...	
	152	1 216	5,6	3,88	8,0	PHG 1216-8M-...		313	2 504	5,6	3,88	8,0	PHG 2504-8M-...	
	153	1 224	5,6	3,88	8,0	PHG 1224-8M-...		323	2 584	5,6	3,88	8,0	PHG 2584-8M-...	
	155	1 240	5,6	3,88	8,0	PHG 1240-8M-...		325	2 600	5,6	3,88	8,0	PHG 2600-8M-...	
	156	1 248	5,6	3,88	8,0	PHG 1248-8M-...		332	2 656	5,6	3,88	8,0	PHG 2656-8M-...	
	157	1 256	5,6	3,88	8,0	PHG 1256-8M-...		342	2 736	5,6	3,88	8,0	PHG 2736-8M-...	
	158	1 264	5,6	3,88	8,0	PHG 1264-8M-...		350	2 800	5,6	3,88	8,0	PHG 2800-8M-...	
	159	1 272	5,6	3,88	8,0	PHG 1272-8M-...		381	3 048	5,6	3,88	8,0	PHG 3048-8M-...	
	160	1 280	5,6	3,88	8,0	PHG 1280-8M-...		390	3 120	5,6	3,88	8,0	PHG 3120-8M-...	
	163	1 304	5,6	3,88	8,0	PHG 1304-8M-...		396	3 168	5,6	3,88	8,0	PHG 3168-8M-...	
	164	1 312	5,6	3,88	8,0	PHG 1312-8M-...		400	3 200	5,6	3,88	8,0	PHG 3200-8M-...	
	165	1 320	5,6	3,88	8,0	PHG 1320-8M-...		410	3 280	5,6	3,88	8,0	PHG 3280-8M-...	
	166	1 328	5,6	3,88	8,0	PHG 1328-8M-...		425	3 400	5,6	3,88	8,0	PHG 3400-8M-...	
	168	1 344	5,6	3,88	8,0	PHG 1344-8M-...		450	3 600	5,6	3,88	8,0	PHG 3600-8M-...	
	169	1 352	5,6	3,88	8,0	PHG 1352-8M-...		465	3 720	5,6	3,88	8,0	PHG 3720-8M-...	
	170	1 360	5,6	3,88	8,0	PHG 1360-8M-...		478	3 824	5,6	3,88	8,0	PHG 3824-8M-...	
	172	1 376	5,6	3,88	8,0	PHG 1376-8M-...		483	3 864	5,6	3,88	8,0	PHG 3864-8M-...	
	174	1 392	5,6	3,88	8,0	PHG 1392-8M-...		500	4 000	5,6	3,88	8,0	PHG 4000-8M-...	
	175	1 400	5,6	3,88	8,0	PHG 1400-8M-...		525	4 200	5,6	3,88	8,0	PHG 4200-8M-...	
	177	1 416	5,6	3,88	8,0	PHG 1416-8M-...		550	4 400	5,6	3,88	8,0	PHG 4400-8M-...	
	178	1 424	5,6	3,88	8,0	PHG 1424-8M-...		640	5 120	5,6	3,88	8,0	PHG 5120-8M-...	
	179	1 432	5,6	3,88	8,0	PHG 1432-8M-...		700	5 600	5,6	3,88	8,0	PHG 5600-8M-...	
	180	1 440	5,6	3,88	8,0	PHG 1440-8M-...		745	5 960	5,6	3,88	8,0	PHG 5960-8M-...	
	182	1 456	5,6	3,88	8,0	PHG 1456-8M-...		825	6 600	5,6	3,88	8,0	PHG 6600-8M-...	
	183	1 464	5,6	3,88	8,0	PHG 1464-8M-...		860	6 880	5,6	3,88	8,0	PHG 6880-8M-...	
	185	1 480	5,6	3,88	8,0	PHG 1480-8M-...		14M	67	938	10,0	6,10	14,0	PHG 938-14M-...
	189	1 512	5,6	3,88	8,0	PHG 1512-8M-...			69	966	10,0	6,10	14,0	PHG 966-14M-...
	190	1 520	5,6	3,88	8,0	PHG 1520-8M-...			74	1 036	10,0	6,10	14,0	PHG 1036-14M-...
	192	1 536	5,6	3,88	8,0	PHG 1536-8M-...			75	1 050	10,0	6,10	14,0	PHG 1050-14M-...
	194	1 552	5,6	3,88	8,0	PHG 1552-8M-...		76	1 064	10,0	6,10	14,0	PHG 1064-14M-...	
	195	1 560	5,6	3,88	8,0	PHG 1560-8M-...		78	1 092	10,0	6,10	14,0	PHG 1092-14M-...	
	197	1 576	5,6	3,88	8,0	PHG 1576-8M-...		80	1 120	10,0	6,10	14,0	PHG 1120-14M-...	
	200	1 600	5,6	3,88	8,0	PHG 1600-8M-...		82	1 148	10,0	6,10	14,0	PHG 1148-14M-...	
205	1 640	5,6	3,88	8,0	PHG 1640-8M-...	85	1 190	10,0	6,10	14,0	PHG 1190-14M-...			
206	1 648	5,6	3,88	8,0	PHG 1648-8M-...	89	1 246	10,0	6,10	14,0	PHG 1246-14M-...			
210	1 680	5,6	3,88	8,0	PHG 1680-8M-...	90	1 260	10,0	6,10	14,0	PHG 1260-14M-...			
212	1 696	5,6	3,88	8,0	PHG 1696-8M-...	92	1 288	10,0	6,10	14,0	PHG 1288-14M-...			
216	1 728	5,6	3,88	8,0	PHG 1728-8M-...	94	1 316	10,0	6,10	14,0	PHG 1316-14M-...			
220	1 760	5,6	3,88	8,0	PHG 1760-8M-...	96	1 344	10,0	6,10	14,0	PHG 1344-14M-...			
223	1 784	5,6	3,88	8,0	PHG 1784-8M-...	100	1 400	10,0	6,10	14,0	PHG 1400-14M-...			
224	1 792	5,6	3,88	8,0	PHG 1792-8M-...	101	1 414	10,0	6,10	14,0	PHG 1414-14M-...			
225	1 800	5,6	3,88	8,0	PHG 1800-8M-...	103	1 442	10,0	6,10	14,0	PHG 1442-14M-...			
232	1 856	5,6	3,88	8,0	PHG 1856-8M-...	104	1 456	10,0	6,10	14,0	PHG 1456-14M-...			
237	1 896	5,6	3,88	8,0	PHG 1896-8M-...	105	1 470	10,0	6,10	14,0	PHG 1470-14M-...			
238	1 904	5,6	3,88	8,0	PHG 1904-8M-...	106	1 484	10,0	6,10	14,0	PHG 1484-14M-...			

Non-standard lengths may also be available.
 To complete designation, add belt width in mm.
 Full sleeves are available, in various widths. Please contact your SKF Authorized Distributor.


SKF HiTD Belts

14M



Section	Number of teeth per side	Dimensions			Designation	
		Pitch length	h_1	h_2		
		mm				
14M	108	1 512	10,0	6,10	14,0	PHG 1512-14M-...
	110	1 540	10,0	6,10	14,0	PHG 1540-14M-...
	112	1 568	10,0	6,10	14,0	PHG 1568-14M-...
	115	1 610	10,0	6,10	14,0	PHG 1610-14M-...
	118	1 652	10,0	6,10	14,0	PHG 1652-14M-...
	125	1 750	10,0	6,10	14,0	PHG 1750-14M-...
	126	1 764	10,0	6,10	14,0	PHG 1764-14M-...
	127	1 778	10,0	6,10	14,0	PHG 1778-14M-...
	128	1 792	10,0	6,10	14,0	PHG 1792-14M-...
	128	1 792	10,0	6,10	14,0	PHG 1792-14M-...
	129	1 806	10,0	6,10	14,0	PHG 1806-14M-...
	130	1 820	10,0	6,10	14,0	PHG 1820-14M-...
	135	1 890	10,0	6,10	14,0	PHG 1890-14M-...
	138	1 932	10,0	6,10	14,0	PHG 1932-14M-...
	139	1 946	10,0	6,10	14,0	PHG 1946-14M-...
	140	1 960	10,0	6,10	14,0	PHG 1960-14M-...
	143	2 002	10,0	6,10	14,0	PHG 2002-14M-...
	150	2 100	10,0	6,10	14,0	PHG 2100-14M-...
	160	2 240	10,0	6,10	14,0	PHG 2240-14M-...
	165	2 310	10,0	6,10	14,0	PHG 2310-14M-...
	175	2 450	10,0	6,10	14,0	PHG 2450-14M-...
	175	2 450	10,0	6,10	14,0	PHG 2450-14M-...
	185	2 590	10,0	6,10	14,0	PHG 2590-14M-...
	190	2 660	10,0	6,10	14,0	PHG 2660-14M-...
	200	2 800	10,0	6,10	14,0	PHG 2800-14M-...
	222	3 108	10,0	6,10	14,0	PHG 3108-14M-...
	225	3 150	10,0	6,10	14,0	PHG 3150-14M-...
	236	3 304	10,0	6,10	14,0	PHG 3304-14M-...
	240	3 360	10,0	6,10	14,0	PHG 3360-14M-...
	250	3 500	10,0	6,10	14,0	PHG 3500-14M-...
	262	3 668	10,0	6,10	14,0	PHG 3668-14M-...
	275	3 850	10,0	6,10	14,0	PHG 3850-14M-...
	309	4 326	10,0	6,10	14,0	PHG 4326-14M-...
	324	4 536	10,0	6,10	14,0	PHG 4536-14M-...
	327	4 578	10,0	6,10	14,0	PHG 4578-14M-...
	340	4 760	10,0	6,10	14,0	PHG 4760-14M-...
	354	4 956	10,0	6,10	14,0	PHG 4956-14M-...
	360	5 040	10,0	6,10	14,0	PHG 5040-14M-...
	380	5 320	10,0	6,10	14,0	PHG 5320-14M-...
	410	5 740	10,0	6,10	14,0	PHG 5740-14M-...
	424	5 936	10,0	6,10	14,0	PHG 5936-14M-...
	440	6 160	10,0	6,10	14,0	PHG 6160-14M-...
	490	6 860	10,0	6,10	14,0	PHG 6860-14M-...

Non-standard lengths may also be available.
 To complete designation, add belt width in mm.
 Full sleeves are available, in various widths. Please contact your SKF Authorized Distributor.



3.0 Additional information

Storage of power transmission belts	168
Design optimization	169



Storage of power transmission belts

Proper storage of industrial and automotive belts like V-belts and timing belts is important for users and distributors as well as belt manufacturers.

Stored under proper conditions, good quality belts will retain their material properties and work well in the application. In general, they need to be stored in a cold and dry environment with no direct sunlight.

Other important conditions are :

- Use suitable containers, do not store directly on the floor.
- Avoid areas where evaporating solvents or other chemicals are present in the atmosphere.

V-belts

V-belts are normally stored in two different ways, flat on the side on shelves or hanging on pegs mounted on the wall. Storing belts, flat on shelves, is the best way but requires more storage space.

If the second option is used, you need to make sure that the pegs are large enough to prevent the weight to cause deformation. Longer V-belts may be coiled in loops.

Table 16 provides information regarding the recommended number of loops for each belt type and size.

Banded belts

Similar to other belt types, banded belts are best stored flat on shelves. However, if they are stored on large pegs on the wall, precautions should be taken to avoid deformation.

Further, these belts are normally shipped in a "nested" configuration. It is recommended that the belts be stored in this manner as well. Nests are formed by laying a belt on its side on a flat surface and placing as many belts inside the first belt as possible without undue force.

When the nests are tight and stacked with each rotated 180° from the one below, they may be stacked without damage. Belts of this type over approximately 120 inches may be "rolled up" and tied for shipment. These rolls may be stacked for easy storage. Care should be taken to avoid a small bend radius which could damage the belts.

Timing belts

Sharp bends and crimping as well as excess weight on the belts should be avoided.

For belts up to 3 000 mm length, SKF recommends storing them flat on shelves if possible in a "nested" configuration.

Storing conditions

The belts, material properties, shape and quality should remain unchanged for 7 years if they are stored according to the recommendations above, together with the following limitations for temperature and humidity.

- Temperature should not be higher than 30 °C.
- Relative humidity should be below 70%.

Temperatures above 30 °C will reduce the expected shelf life according to the following guideline.

- Every increase of 8 °C will reduce the shelf life by half.

Storage temperatures above 46 °C are not allowed at all. An increase in humidity will not cause serious material damage but could lead to higher initial stretch of the belt on the drive.

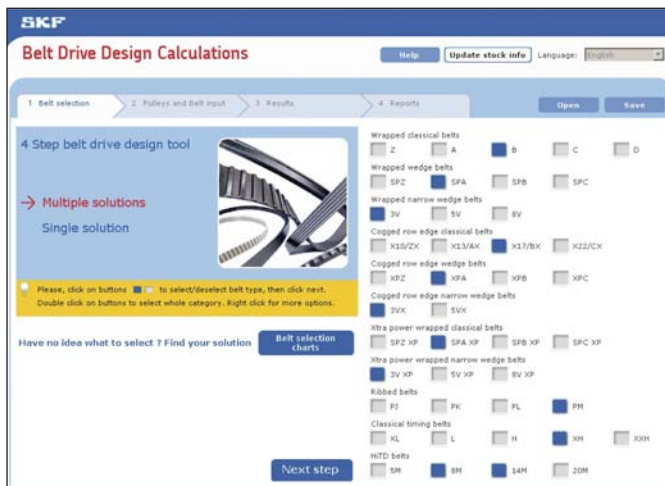
Table 16

Maximum number of coilings of V-belts			
Section	Belt length 76,2	Number of coils 101,6	Number of loops
–	mm	–	–
Z, ZX, A, AX, B, BX, 3V, 3V-XP, 3VX, SPZ, SPZ-XP, SPA, SPA-XP	< 1 500	0	1
	1 500–3 000	1	3
	3 000–4 500	2	5
	> 4 500	3	7
C, CX, SPB, SPB-XP, XPB, 5V, 5V-XP, 5VX	< 1 800	0	1
	1 800–3 500	1	3
	3 500–6 000	2	5
	> 6 000	3	7
SPC, SPC-XP, XPC	< 3 000	0	1
	3 000–6 000	1	3
	6 000–8 500	2	5
	> 8 500	3	7
D, 8V, 8V-XP	< 4 300	0	1
	4 300–7 000	1	3
	7 000–10 000	2	5
	> 10 000	3	7

Design optimization

Belt drive calculation program

Using your data, the program will select the most efficient and economical solution for your application. At the end of your calculation, you are able to print and save a complete report for your documentation. The calculation tool can be found at www.skfptp.com, under belt drives.

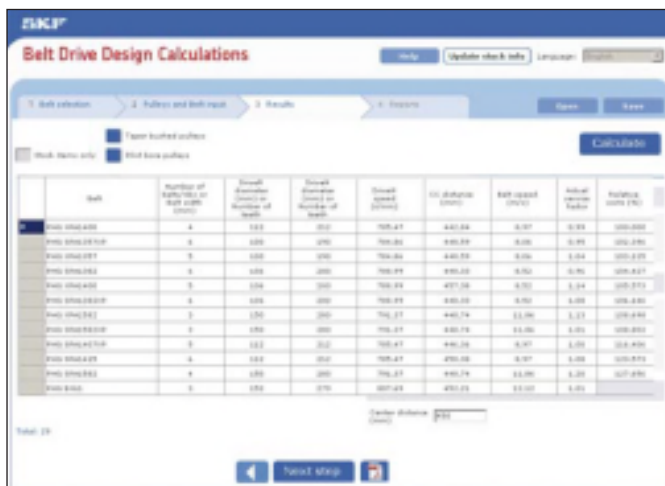


Step 1. Choose multiple or single solution calculations to start the program. The calculation based on single solutions is mainly used to check existing belt drives. For multiple solutions, you can either select belts by yourself or the program will give you a list of possible belt types.

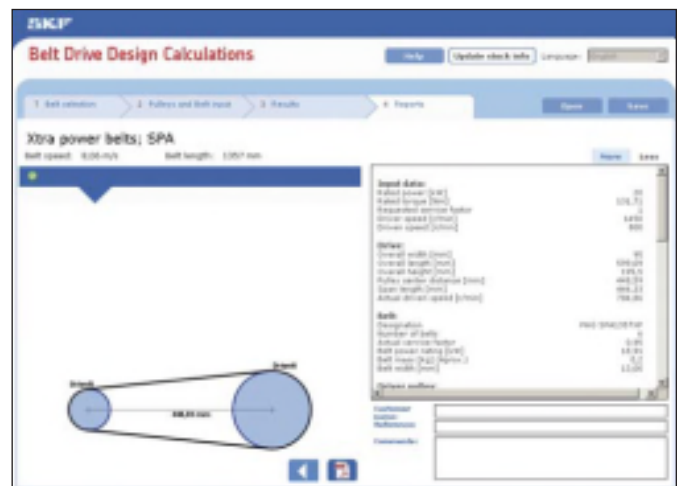


Step 2. Fill in basic application data, such as:

- Power and drive conditions
- Speeds and maximum pulley diameters
- Shaft diameters (if known)
- Centre distance



Based on your input, the system will provide a list of recommended solutions for your application.



The program will provide a full report about your selection that you can print and save as documentation.



© SKF is a registered trademark of the SKF Group.

© SKF Group 2012

The contents of this publication are the copyright of the publisher and may not be reproduced (even extracts) unless prior written permission is granted. Every care has been taken to ensure the accuracy of the information contained in this publication but no liability can be accepted for any loss or damage whether direct, indirect or consequential arising out of the use of the information contained herein.

PUB PT/P1 06875/1 EN · December 2012